

CUP - Aziendale

ottobre-2014

Rilevamento Mensile Tempi d'Attesa Prestazioni Specialistiche Critiche

| | G. Rodolico | | V. Emanuele | | S. Marta | | S. Bambino | | Ferrarotto | | Totali | |
|---|-------------|-------------|-------------|-------------|------------|-------------|------------|-------------|------------|--------------|-------------|-------------|
| P <180 gg. | 1748 | 76 % | 707 | 85 % | 579 | 92 % | 215 | 69 % | 22 | 100 % | 3271 | 80 % |
| P >180 gg. | 567 | 24 % | 128 | 15 % | 53 | 8 % | 95 | 31 % | 0 | | 843 | 20 % |
| di cui: per decisione dell'assistito | 263 | 11 % | 23 | 3 % | 6 | 1 % | 16 | 5 % | 0 | | 308 | 7 % |
| >180 gg. reali | 304 | 13 % | 105 | 13 % | 47 | 7 % | 79 | 25 % | 0 | | 535 | 13 % |
| Tot. P | 2315 | | 835 | | 632 | | 310 | | 22 | | 4114 | |
| D <30 (e/o <60 str.) | 372 | 89 % | 219 | 92 % | 86 | 83 % | 36 | 78 % | 6 | 100 % | 719 | 89 % |
| D >30 gg. (e/o >60 gg. str.) | 45 | 11 % | 18 | 8 % | 17 | 17 % | 10 | 22 % | 0 | | 90 | 11 % |
| di cui: per decisione dell'assistito | 10 | 2 % | 10 | 4 % | 1 | 1 0 | 5 | 11 % | 0 | | 26 | 3 % |
| >30 gg. (e/o >60 gg. str.) reali | 35 | 8 % | 8 | 3 % | 16 | 16 % | 5 | 11 % | 0 | | 64 | 8 % |
| Tot. D | 417 | | 237 | | 103 | | 46 | | 6 | | 809 | |
| B <10 gg. | 201 | 83 % | 210 | 92 % | 13 | 57 % | 17 | 49 % | 8 | 100 % | 449 | 83 % |
| B >10 gg. | 42 | 17 % | 19 | 8 % | 10 | 43 % | 18 | 51 % | 0 | | 89 | 17 % |
| di cui: per decisione dell'assistito | 11 | 5 % | 4 | 2 % | 0 | | 10 | 29 % | 0 | | 25 | 5 % |
| >10 gg. reali | 31 | 13 % | 15 | 7 % | 10 | 43 % | 8 | 23 % | 0 | | 64 | 12 % |
| Tot. B | 243 | | 229 | | 23 | | 35 | | 8 | | 538 | |
| Totali | 2975 | | 1301 | | 758 | | 391 | | 36 | | 5461 | |

Classi di Priorità (da erogare entro i giorni prestabiliti a decorrere dalla data di prescrizione del Medico)

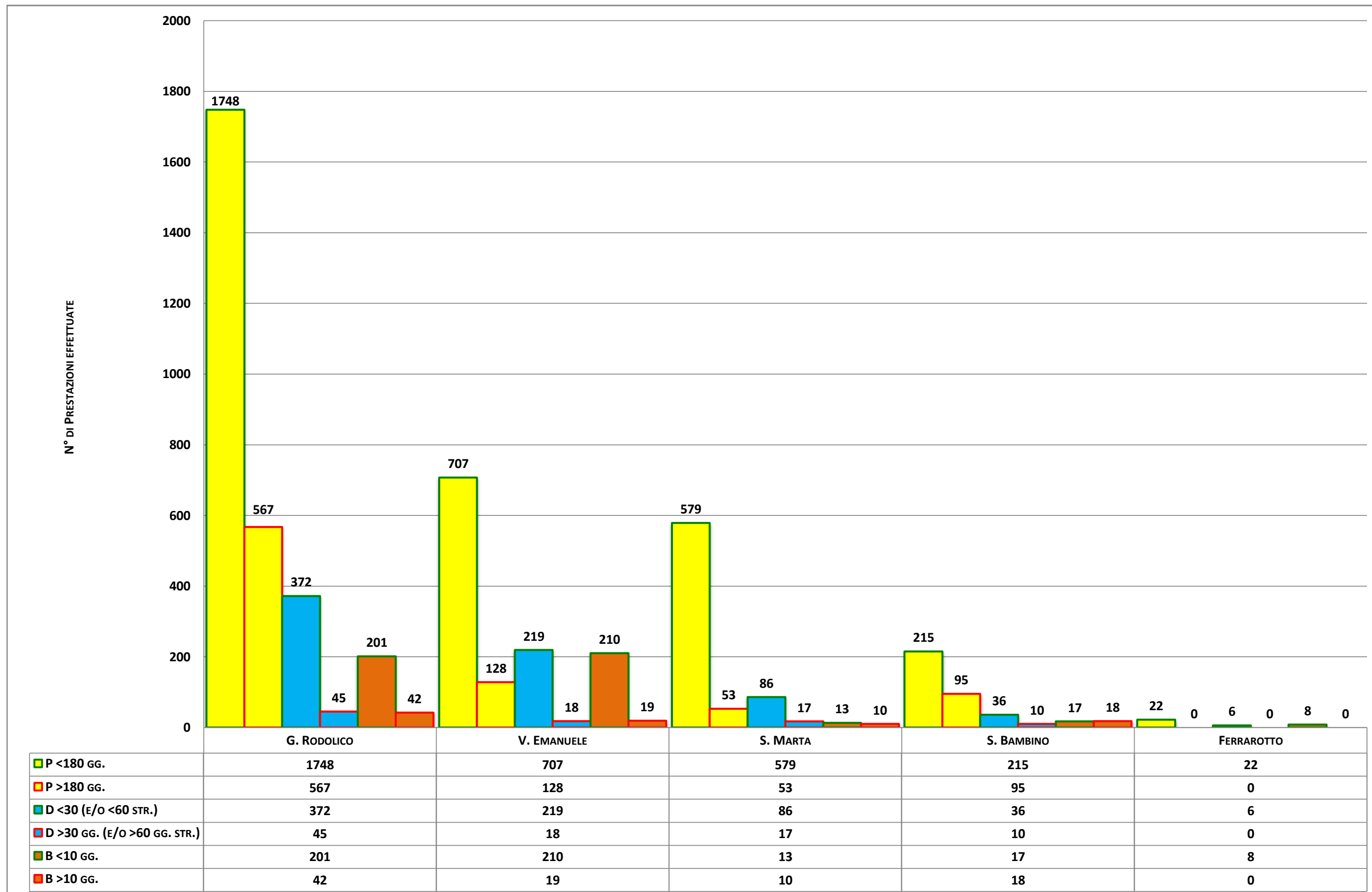
Programmabile (180 gg.)

Differibile (30 gg. visita - 60 gg. strumentale)

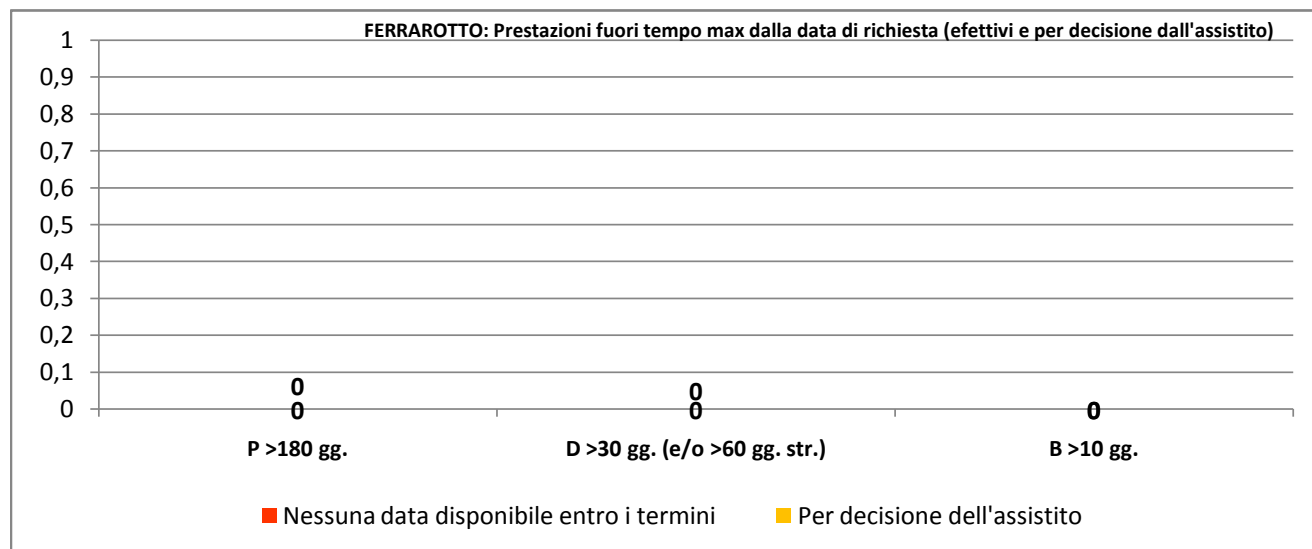
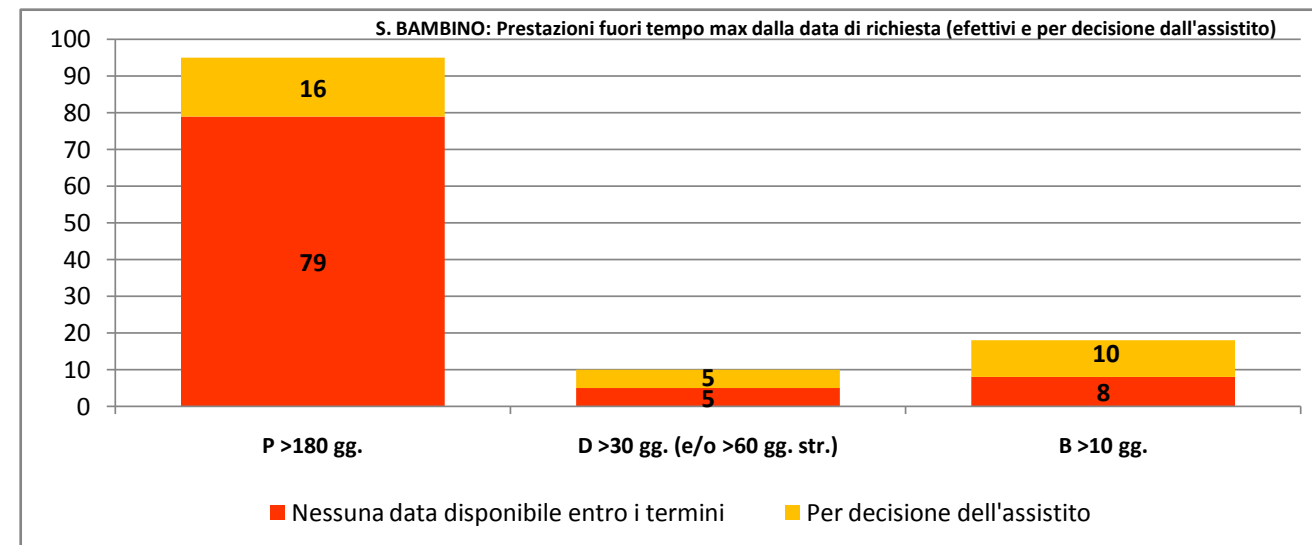
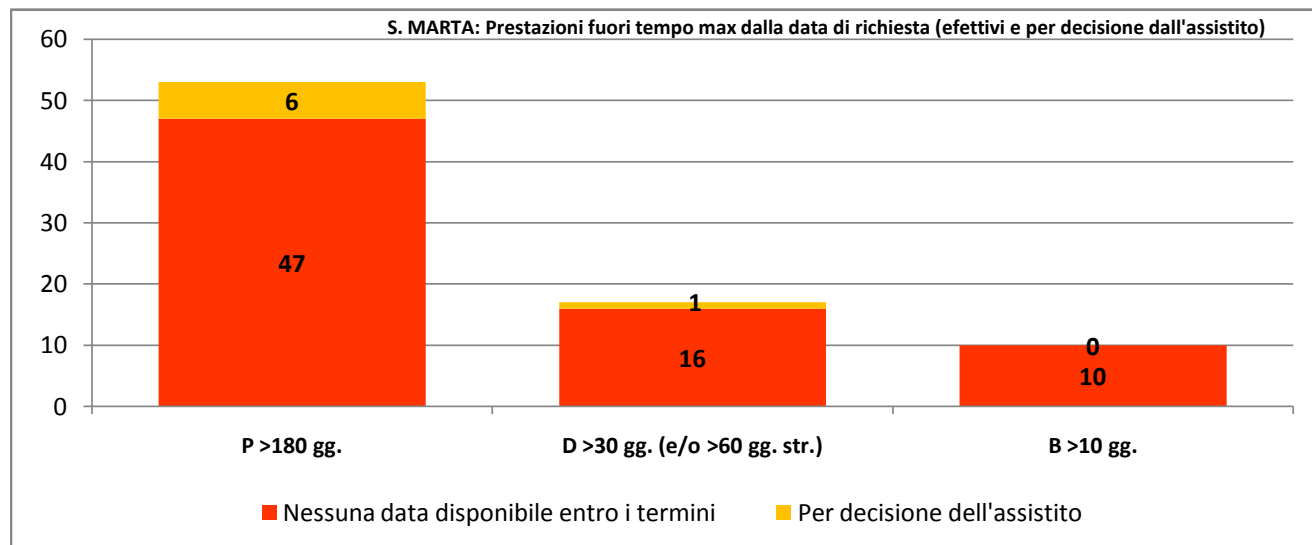
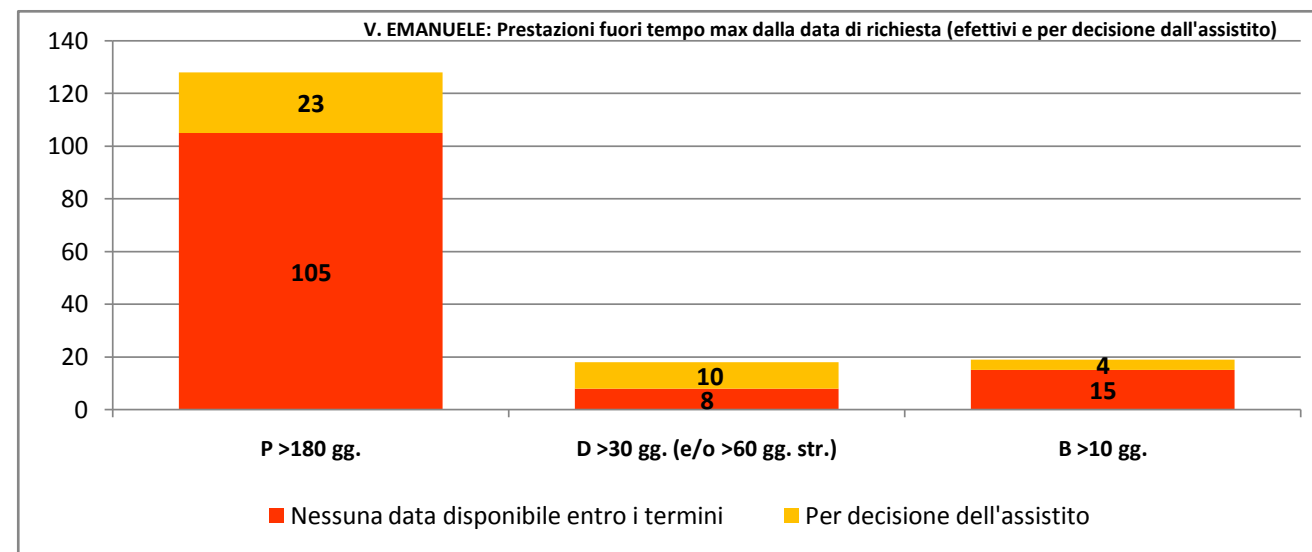
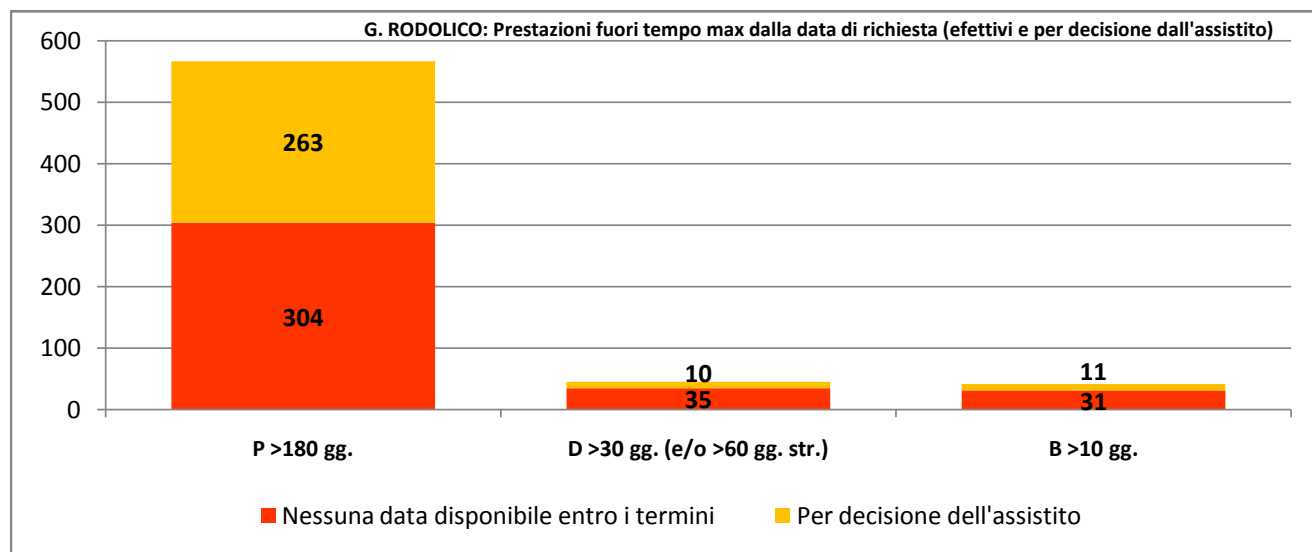
Breve (10 gg.)

Urgente (3 gg.)

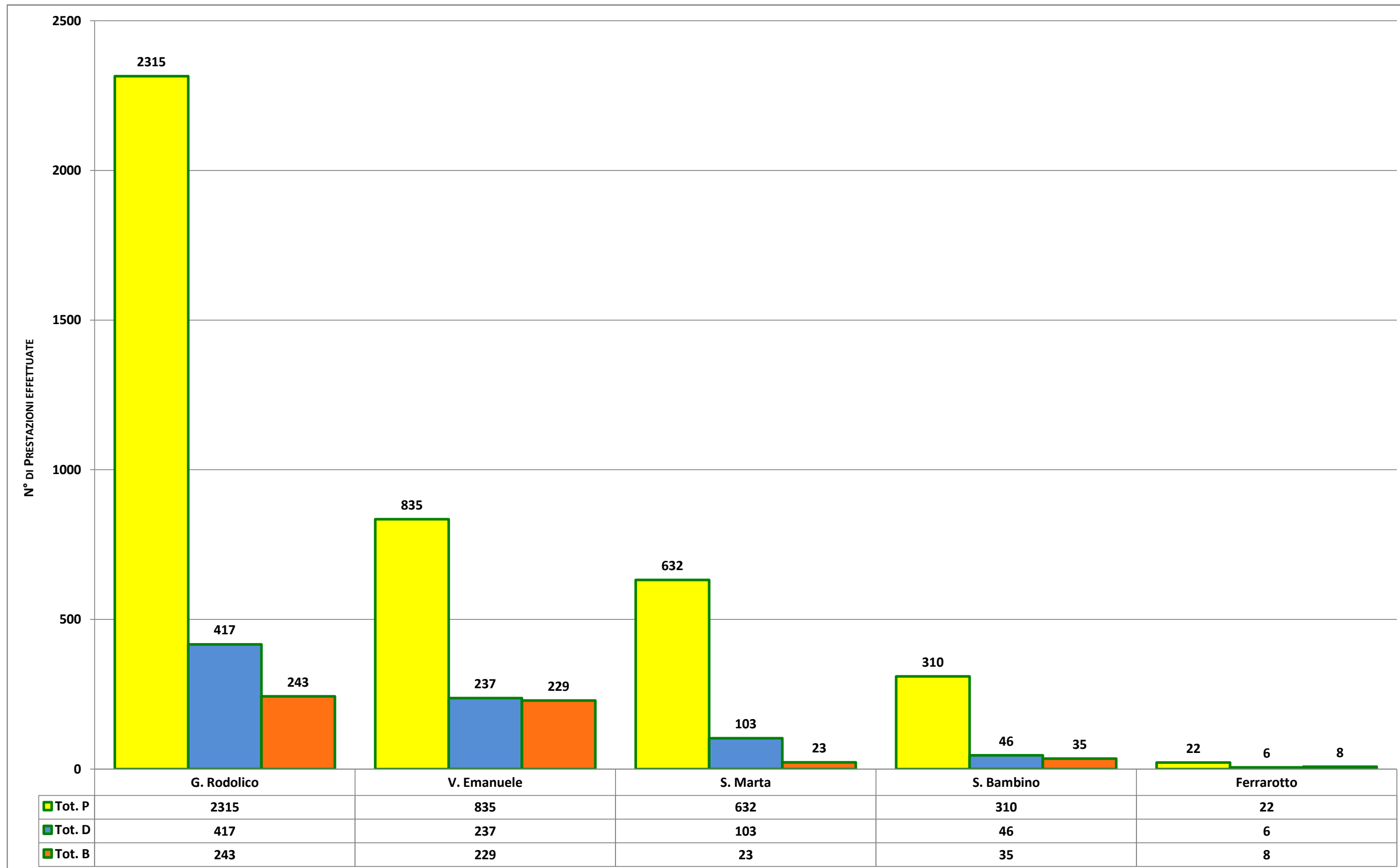
Rilevamento Mensile Tempi d'Attesa Prestazioni Specialistiche Critiche ottobre/2014



Rilevamento Mensile Tempi d'Attesa Prestazioni Specialistiche Critiche ottobre/2014



Rilevamento Mensile Tempi d'Attesa Prestazioni Specialistiche Critiche ottobre/2014



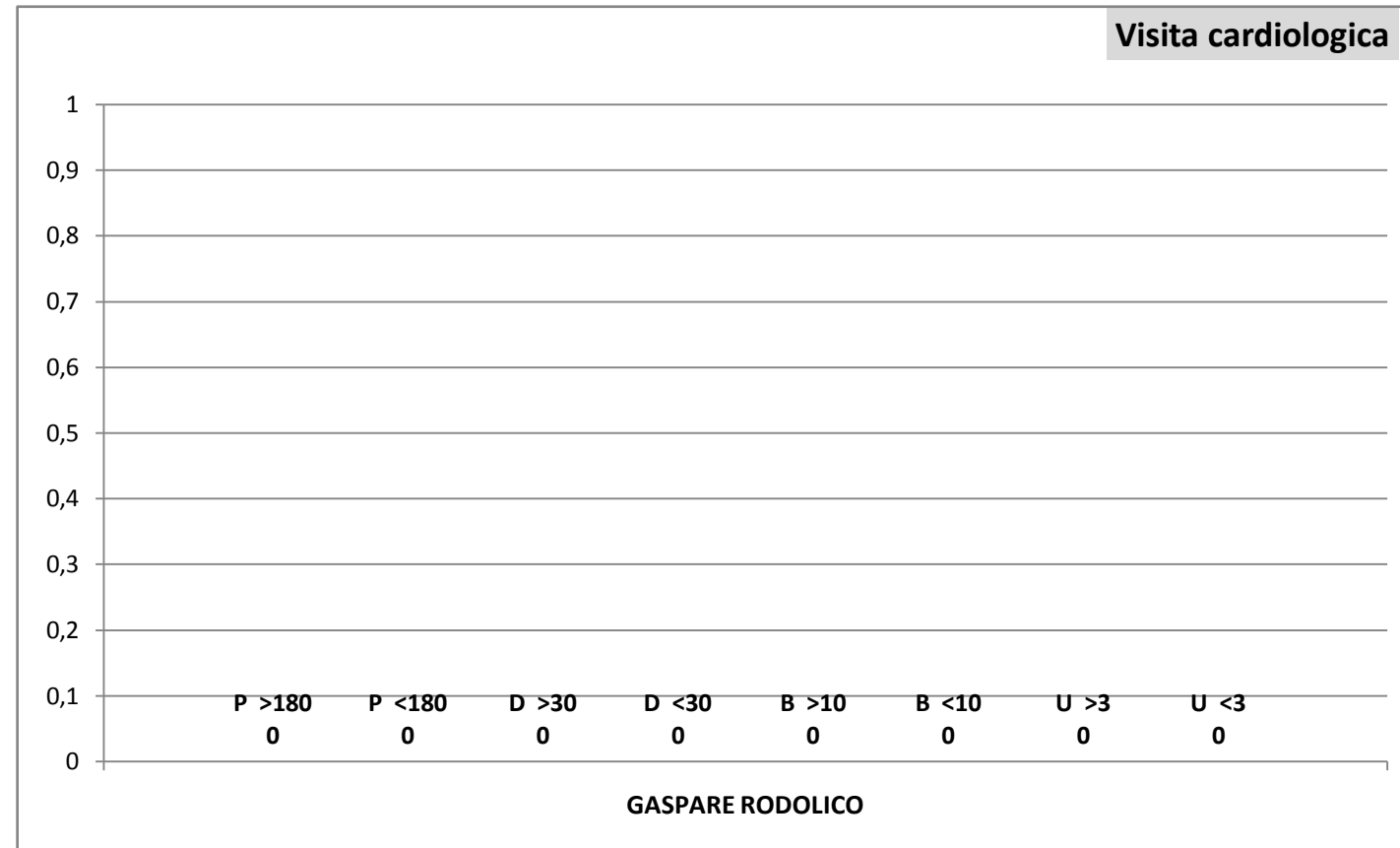
Monitoraggio Prestazioni Specialistiche Critiche Mese di ottobre/14

| Cod. Regionali Prestazioni | Prestazioni Ambulatoriali | Tot. Prest. con cod. B e D | Tot. Prest. con cod. U | Tot. Prest. con cod. U (> 3 gg.) | Tot. Prest. con cod. B (> 10 gg.) | Tot. Prest. Con cod. D (> 30 gg. Vis. - >60 Str.) | Tot. Prest. con cod. P | Tot. Prest. con cod. P (> 180 gg.) | Tot. Prest. Senza Biffatura |
|-----------------------------|---|----------------------------|------------------------|----------------------------------|-----------------------------------|---|------------------------|------------------------------------|-----------------------------|
| 89.7 | Visita cardiologica | 13 | 1 | 1 | 2 | 0 | 61 | 47 | 12 |
| 89.7 | Visita chirurgia vascolare | 19 | 0 | 0 | 1 | 0 | 46 | 1 | 7 |
| 89.7 | Visita endocrinologica | 95 | 0 | 0 | 17 | 14 | 239 | 35 | 48 |
| 89.13 | Visita neurologica | 35 | 0 | 0 | 4 | 3 | 92 | 43 | 17 |
| 95.02 | Visita oculistica | 171 | 1 | 1 | 12 | 21 | 903 | 277 | 145 |
| 89.26 | Visita ginecologica | 59 | 0 | 0 | 10 | 5 | 142 | 18 | 47 |
| 89.7 | Visita otorinolaringoiatrica | 259 | 0 | 0 | 7 | 0 | 423 | 0 | 74 |
| 89.7 | Visita urologica | 94 | 3 | 3 | 3 | 4 | 137 | 1 | 15 |
| 89.7 | Visita dermatologica | 206 | 1 | 1 | 0 | 2 | 911 | 2 | 128 |
| 89.7 | Visita fisiatrica | 89 | 0 | 0 | 2 | 2 | 94 | 0 | 22 |
| 89.7 | Visita gastroenterologica | 55 | 0 | 0 | 3 | 9 | 69 | 13 | 23 |
| 89.7 | Visita oncologica | 3 | 0 | 0 | 2 | 1 | 29 | 0 | 4 |
| 89.7 | Visita pneumologica | 23 | 0 | 0 | 3 | 8 | 133 | 0 | 43 |
| 87.37.1 - 87.37.2 | Mammografia | 0 | 0 | 0 | 0 | 0 | 26 | 0 | 20 |
| 88.71.4 | Ecografia capo e collo | 54 | 0 | 0 | 10 | 4 | 113 | 79 | 35 |
| 88.73.5 | Ecocolor doppler dei tronchi sovraaortici | 21 | 0 | 0 | 0 | 2 | 99 | 79 | 19 |
| 88.77.2 | Ecocolor doppler dei vasi periferici | 33 | 0 | 0 | 1 | 1 | 104 | 49 | 20 |
| 88.74.1 - 88.75.1 - 88.76.1 | Ecografia addome | 45 | 1 | 1 | 3 | 3 | 82 | 47 | 28 |
| 88.73.1 - 88.73.2 | Ecografia mammella | 20 | 0 | 0 | 2 | 6 | 120 | 89 | 31 |
| 88.78 - 88.78.2 | Ecografia ostetrica-ginecologica | 11 | 0 | 0 | 3 | 1 | 47 | 15 | 21 |
| 95.41.1 | Audiometria | 16 | 2 | 2 | 0 | 0 | 72 | 0 | 15 |
| 89.37.1 - 89.37.2 | Spirometria | 18 | 0 | 0 | 1 | 2 | 114 | 0 | 21 |
| 95.09.1 | Fondo oculare | 1 | 0 | 0 | 0 | 0 | 12 | 12 | 4 |
| 88.72.3 | Ecocolor doppler cardiaca | 5 | 0 | 0 | 3 | 2 | 41 | 33 | 11 |
| 89.52 | Elettrocardiogramma | 2 | 0 | 0 | 0 | 0 | 5 | 3 | 0 |
| 89.50 | Elettrocardiogramma dinamico (Holter) | 0 | 0 | 0 | 0 | 0 | 0 | 0 | 0 |
| 45.13 - 45.16 | Esofagogastroduodenoscopia | 0 | 0 | 0 | 0 | 0 | 0 | 0 | 0 |
| 45.23 - 45.25 - 45.42 | Colonscopia | 0 | 0 | 0 | 0 | 0 | 0 | 0 | 0 |

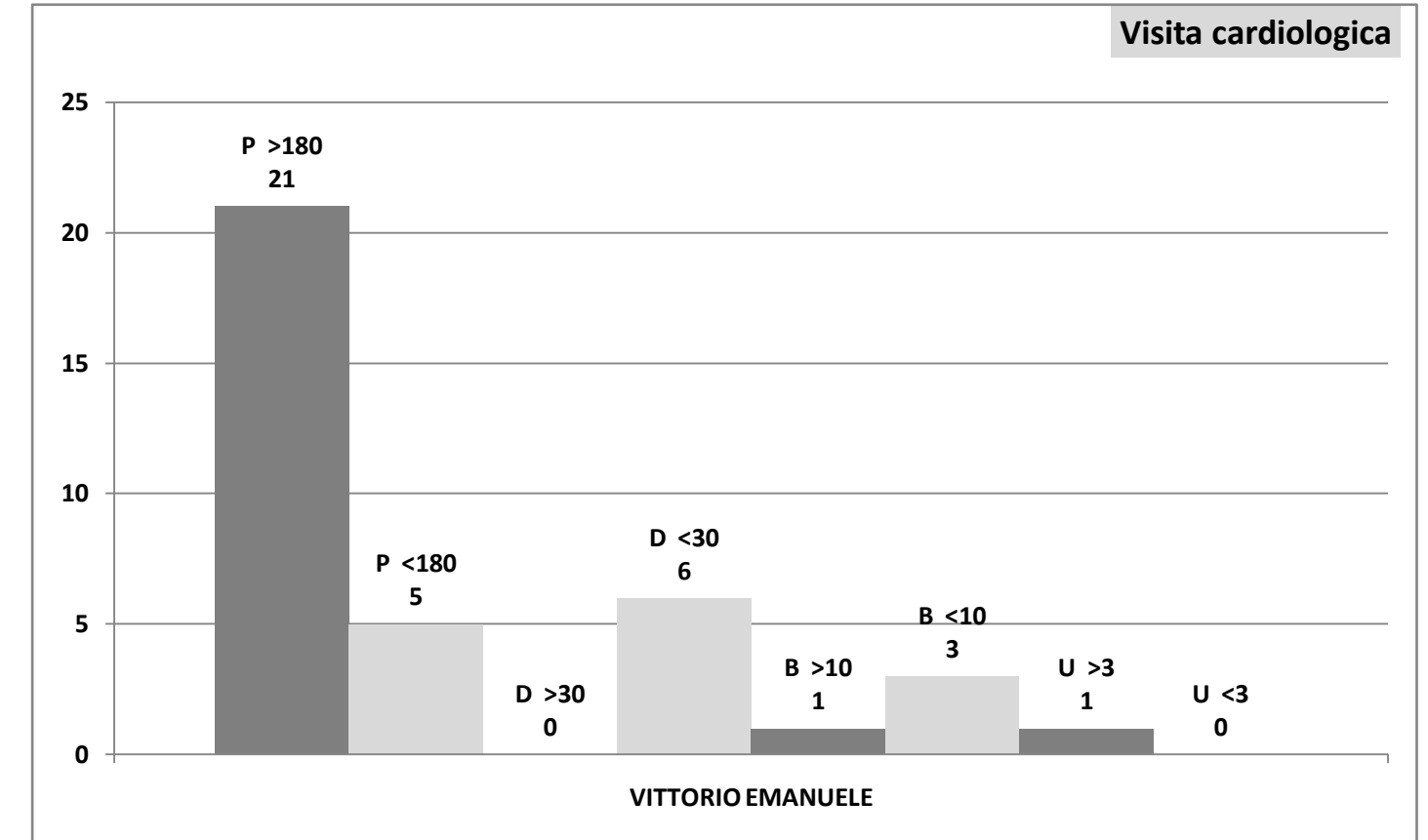
Rilevamento tempi d'attesa PRESTAZIONI CRITICHE, per codice priorità e per Presidi

ottobre/2014

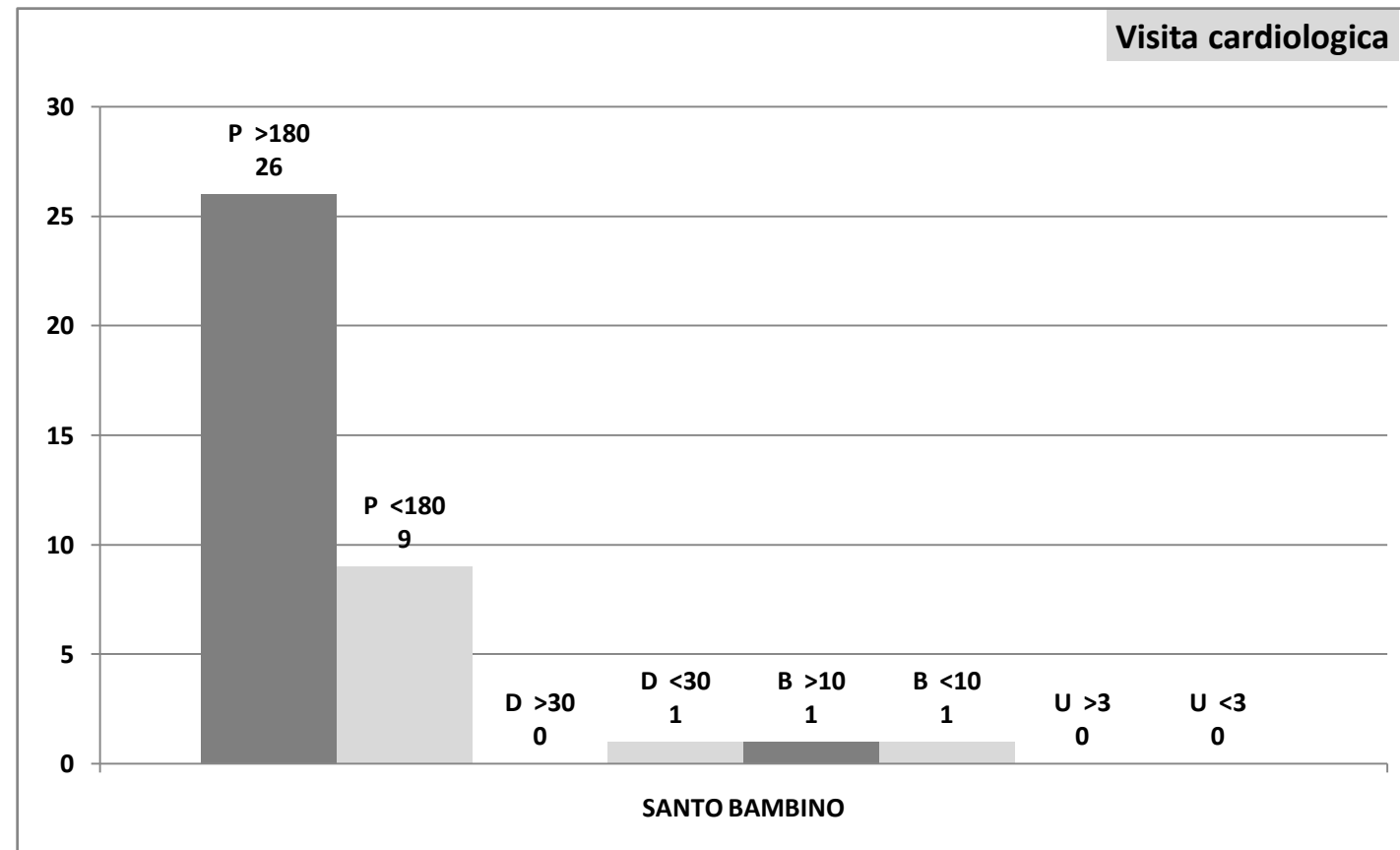
| GASPARE RODOLICO | | |
|------------------|---|--|
| P >180 | 0 | |
| P <180 | 0 | |
| P Tot | 0 | |
| D >30 | 0 | |
| D <30 | 0 | |
| D Tot | 0 | |
| B >10 | 0 | |
| B <10 | 0 | |
| B Tot | 0 | |
| U >3 | 0 | |
| U <3 | 0 | |
| U Tot | 0 | |



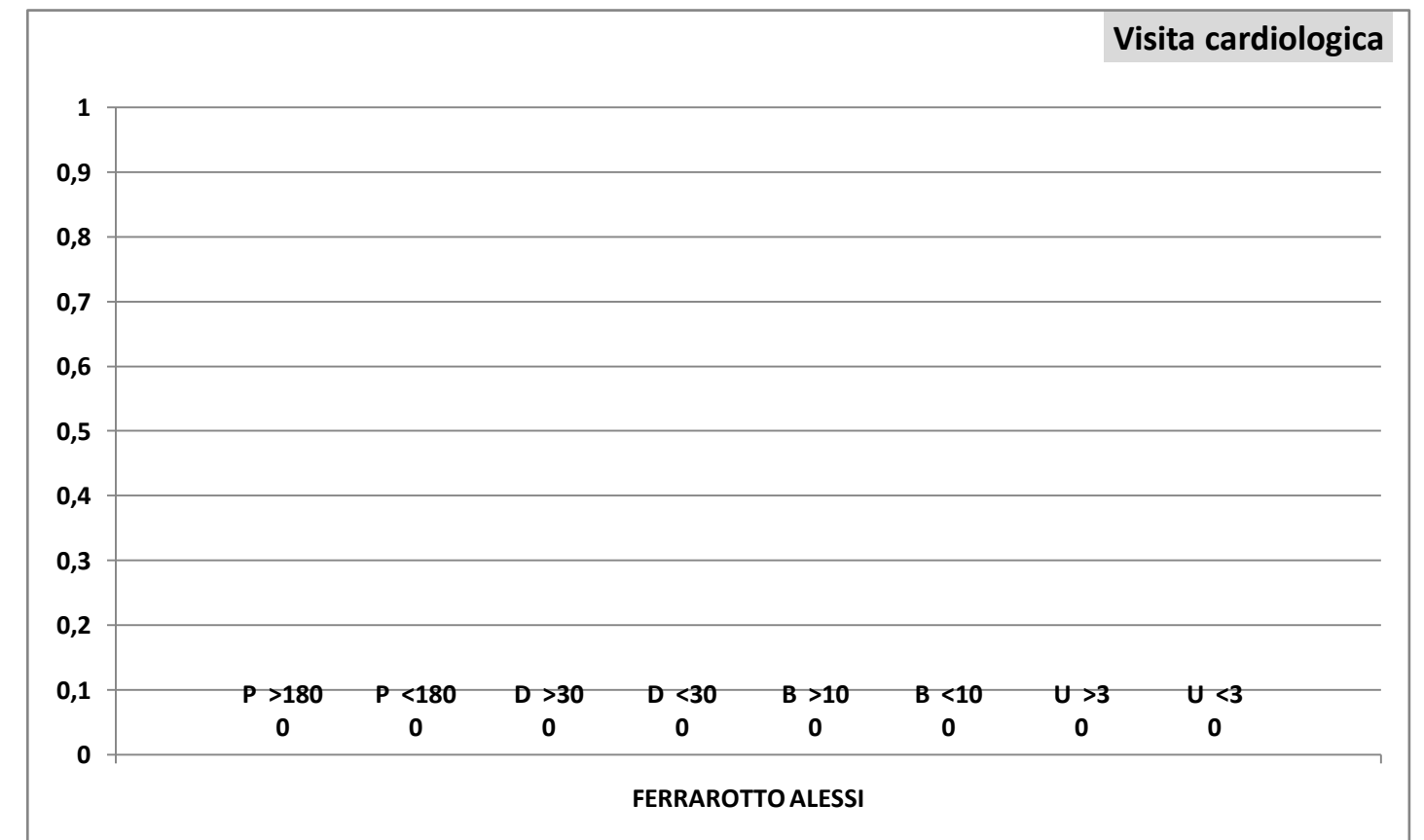
| VITTORIO EMANUELE | | |
|-------------------|----|---------|
| P >180 | 21 | 80,8 % |
| P <180 | 5 | 19,2 % |
| P Tot | 26 | |
| D >30 | 0 | |
| D <30 | 6 | 100,0 % |
| D Tot | 6 | |
| B >10 | 1 | 25,0 % |
| B <10 | 3 | 75,0 % |
| B Tot | 4 | |
| U >3 | 1 | 100,0 % |
| U <3 | 0 | |
| U Tot | 1 | |



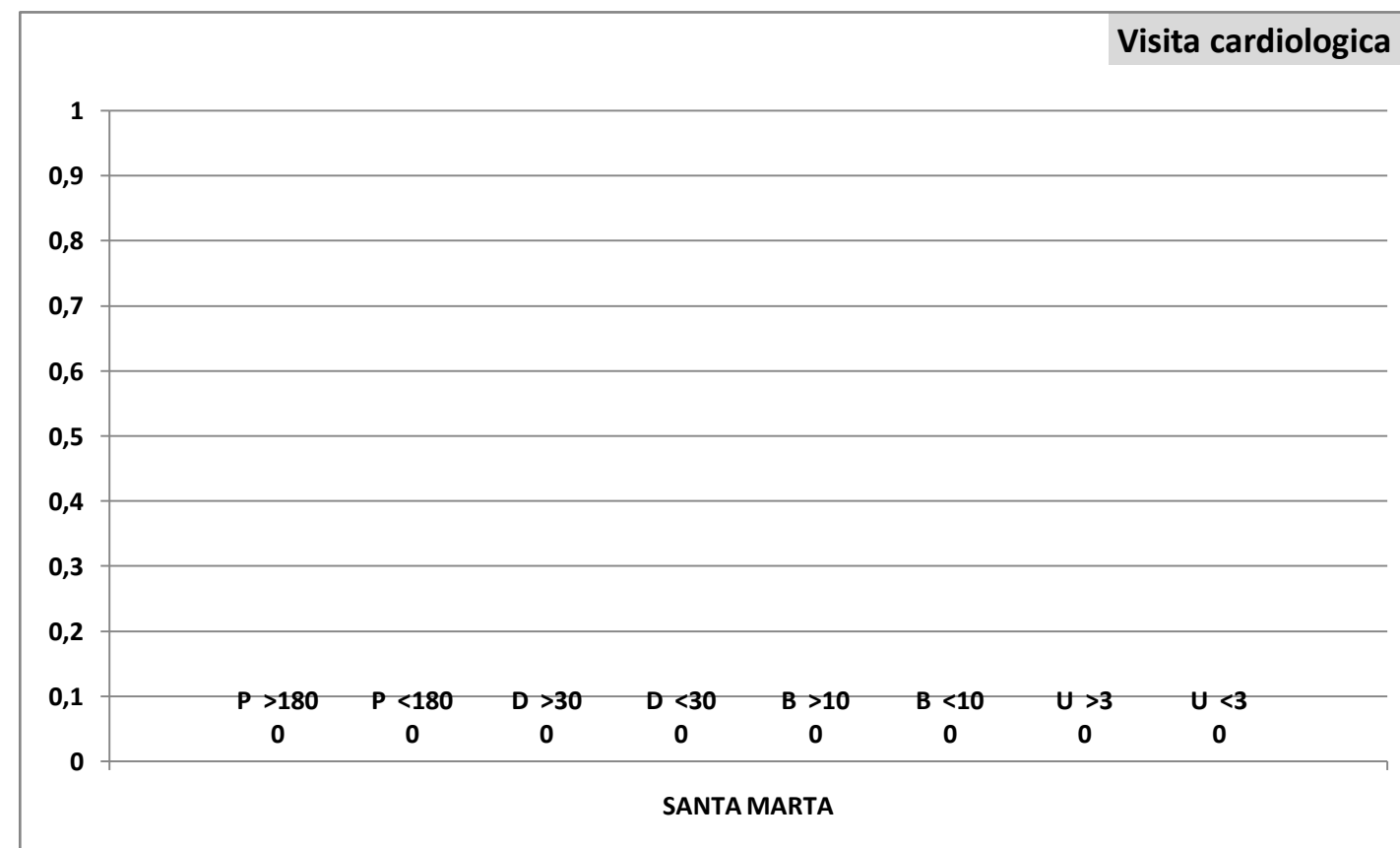
| SANTO BAMBINO | | |
|---------------|----|---------|
| P >180 | 26 | 74,3 % |
| P <180 | 9 | 25,7 % |
| P Tot | 35 | |
| D >30 | 0 | |
| D <30 | 1 | 100,0 % |
| D Tot | 1 | |
| B >10 | 1 | 50,0 % |
| B <10 | 1 | 50,0 % |
| B Tot | 2 | |
| U >3 | 0 | |
| U <3 | 0 | |
| U Tot | 0 | |



| FERRAROTTO ALESSI | | |
|-------------------|---|--|
| P >180 | 0 | |
| P <180 | 0 | |
| P Tot | 0 | |
| D >30 | 0 | |
| D <30 | 0 | |
| D Tot | 0 | |
| B >10 | 0 | |
| B <10 | 0 | |
| B Tot | 0 | |
| U >3 | 0 | |
| U <3 | 0 | |
| U Tot | 0 | |



| SANTA MARTA | | |
|-------------|---|--|
| P >180 | 0 | |
| P <180 | 0 | |
| P Tot | 0 | |
| D >30 | 0 | |
| D <30 | 0 | |
| D Tot | 0 | |
| B >10 | 0 | |
| B <10 | 0 | |
| B Tot | 0 | |
| U >3 | 0 | |
| U <3 | 0 | |
| U Tot | 0 | |



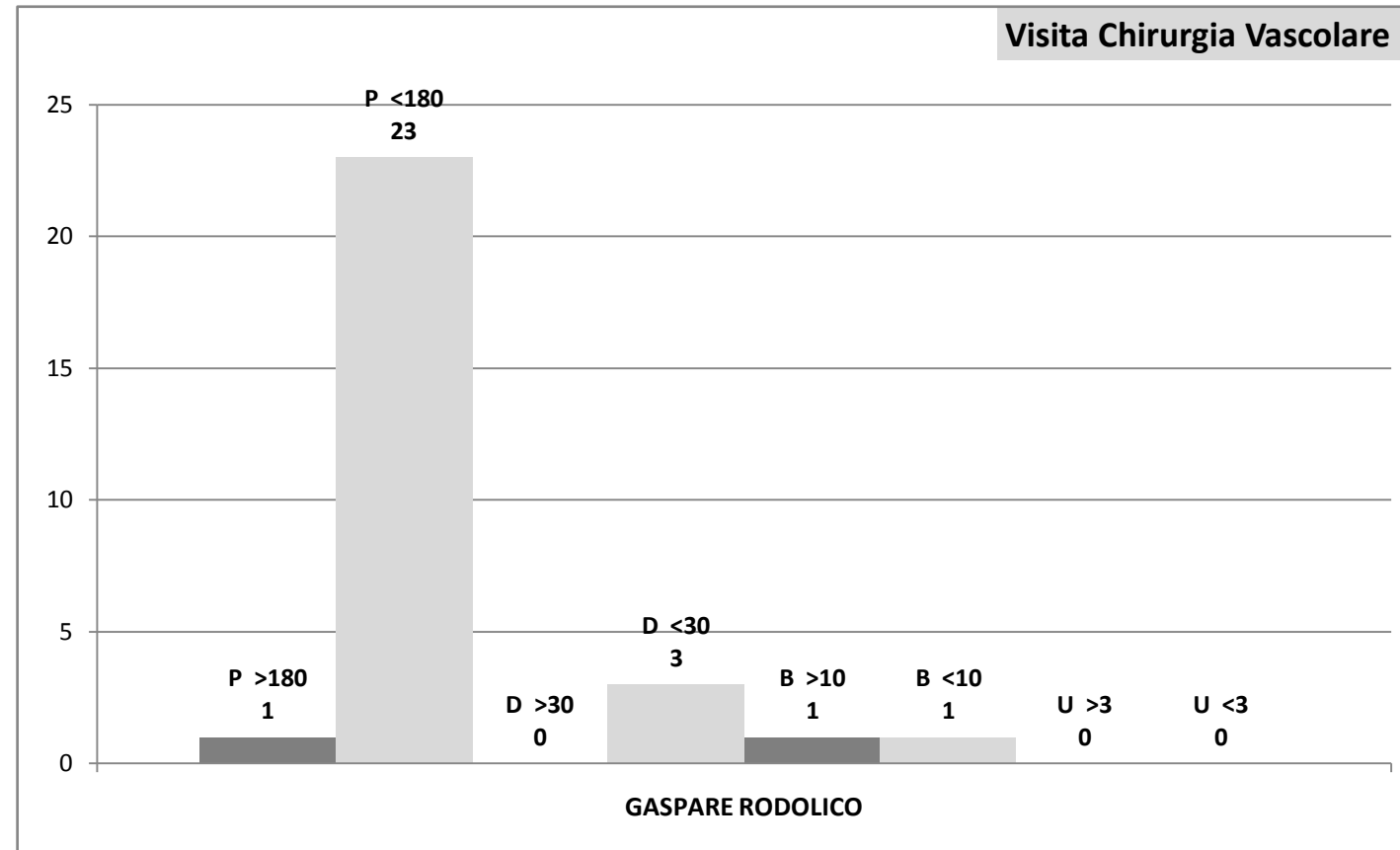
| | |
|-------------------|-----|
| Tot. P: | 61 |
| Tot. D: | 7 |
| Tot. B: | 6 |
| Tot. U: | 1 |
| Tot. Prestazioni: | 75 |
| Tot. P >180: | 47 |
| Tot. D >30: | 0 |
| Tot. B >10: | 2 |
| Tot. U >3: | 1 |
| Tot. fuori tempo: | 50 |
| Attesa media gg.: | 180 |
| Senza Biffatura: | 12 |

Il Responsabile del CUP – Aziendale
Dott. Maurilio DANZI

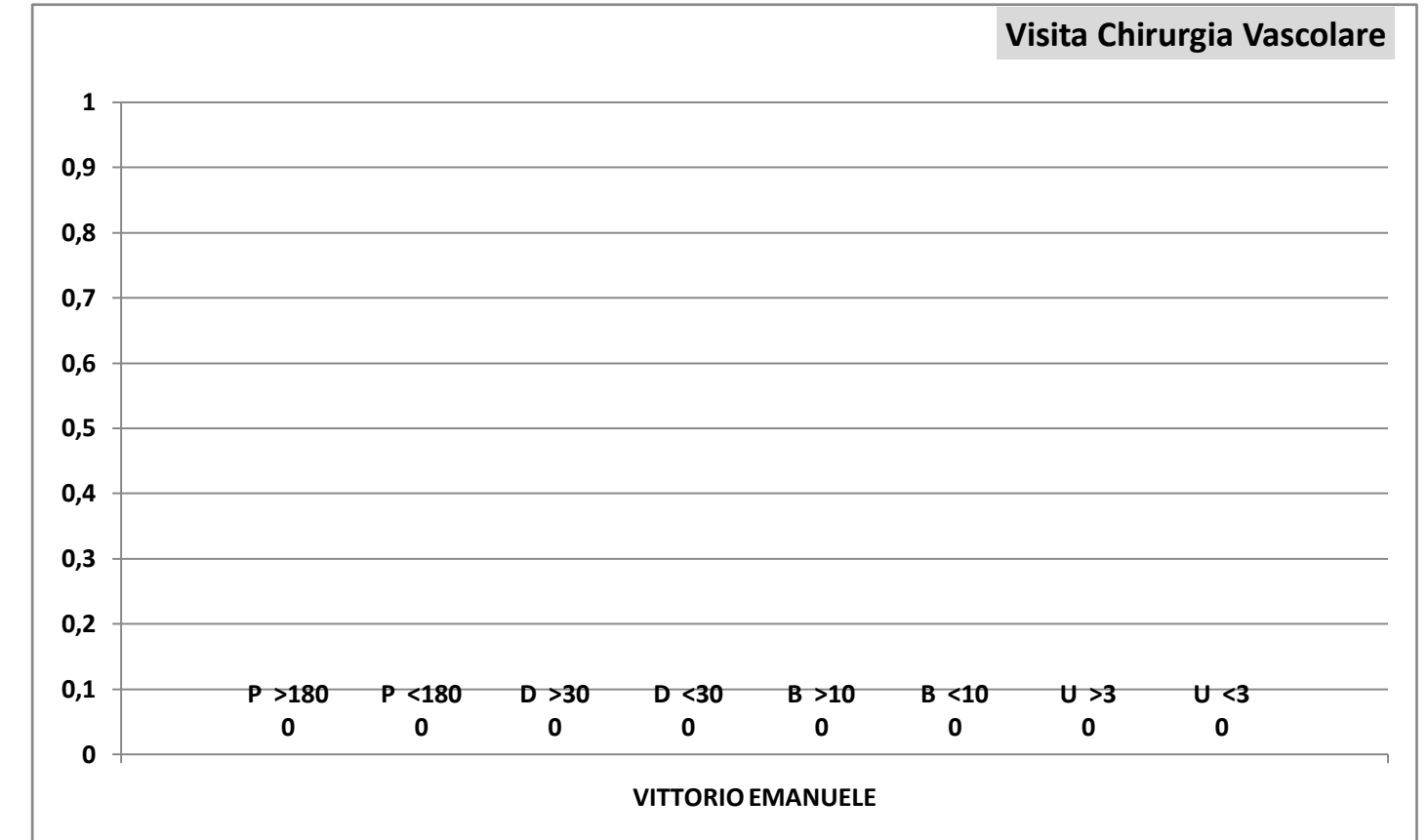
Rilevamento tempi d'attesa PRESTAZIONI CRITICHE, per codice priorità e per Presidi

ottobre/2014

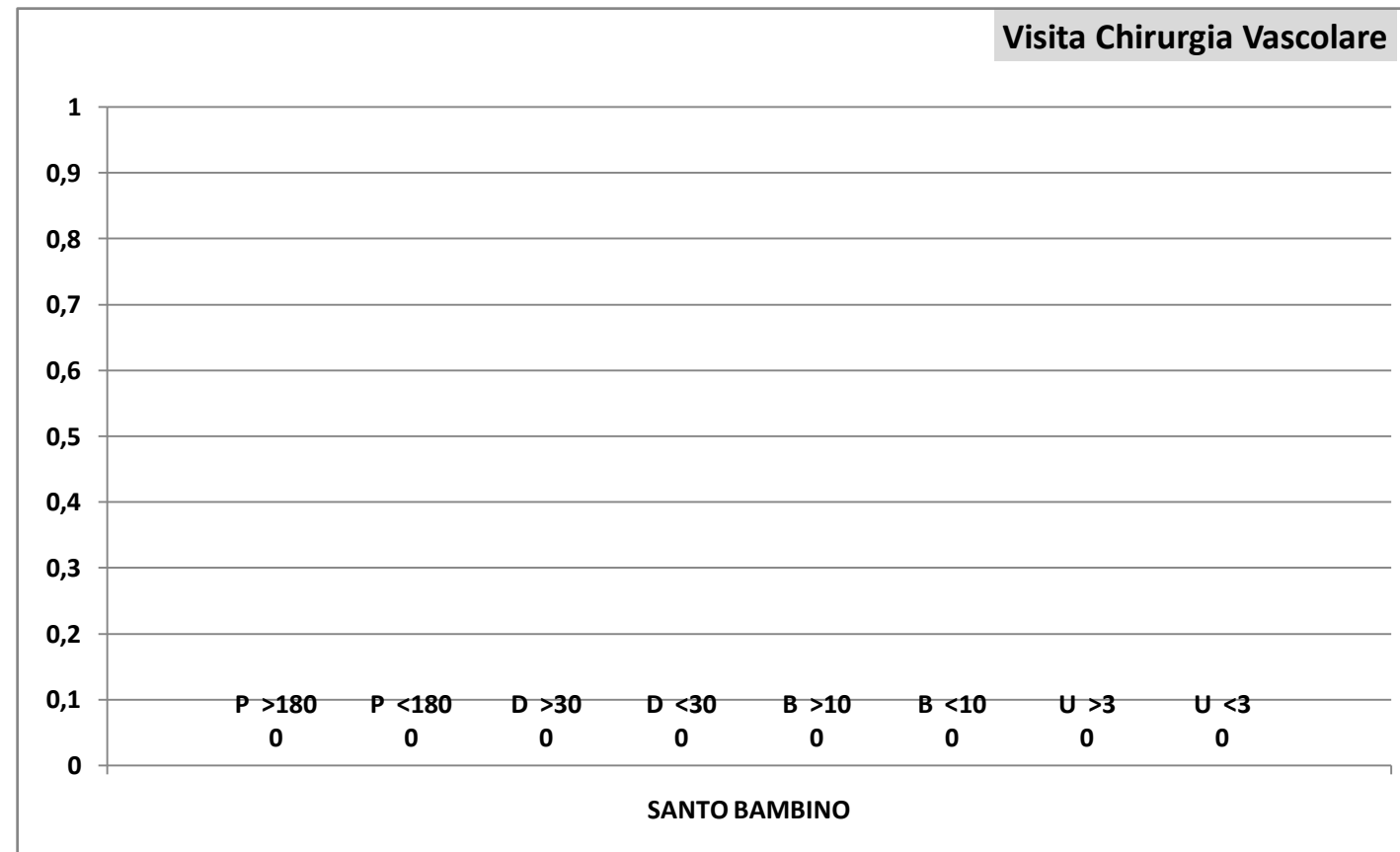
| GASPARE RODOLICO | | |
|------------------|----|---------|
| P >180 | 1 | 4,2 % |
| P <180 | 23 | 95,8 % |
| P Tot | 24 | |
| D >30 | 0 | |
| D <30 | 3 | 100,0 % |
| D Tot | 3 | |
| B >10 | 1 | 50,0 % |
| B <10 | 1 | 50,0 % |
| B Tot | 2 | |
| U >3 | 0 | |
| U <3 | 0 | |
| U Tot | 0 | |



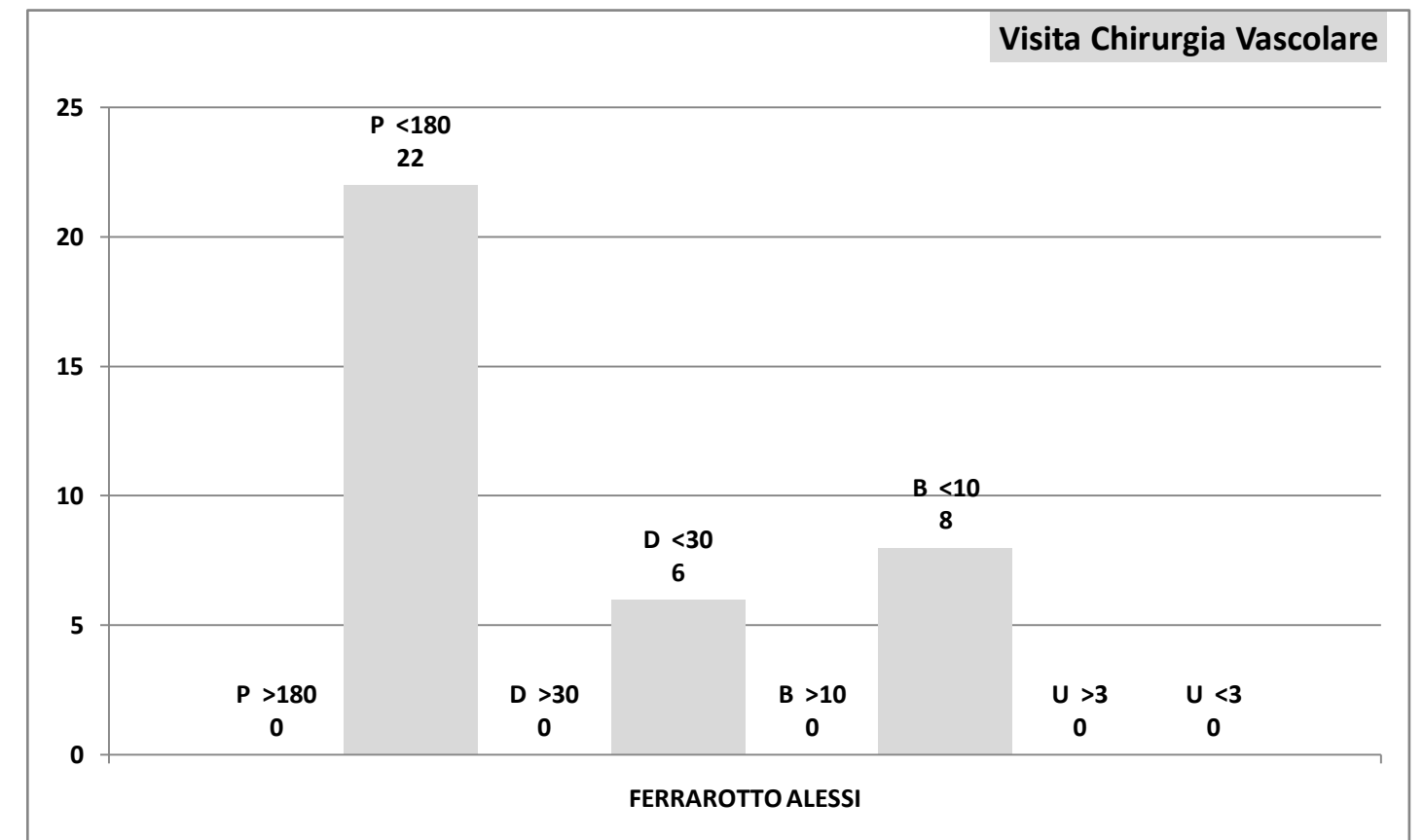
| VITTORIO EMANUELE | | |
|-------------------|---|--|
| P >180 | 0 | |
| P <180 | 0 | |
| P Tot | 0 | |
| D >30 | 0 | |
| D <30 | 0 | |
| D Tot | 0 | |
| B >10 | 0 | |
| B <10 | 0 | |
| B Tot | 0 | |
| U >3 | 0 | |
| U <3 | 0 | |
| U Tot | 0 | |



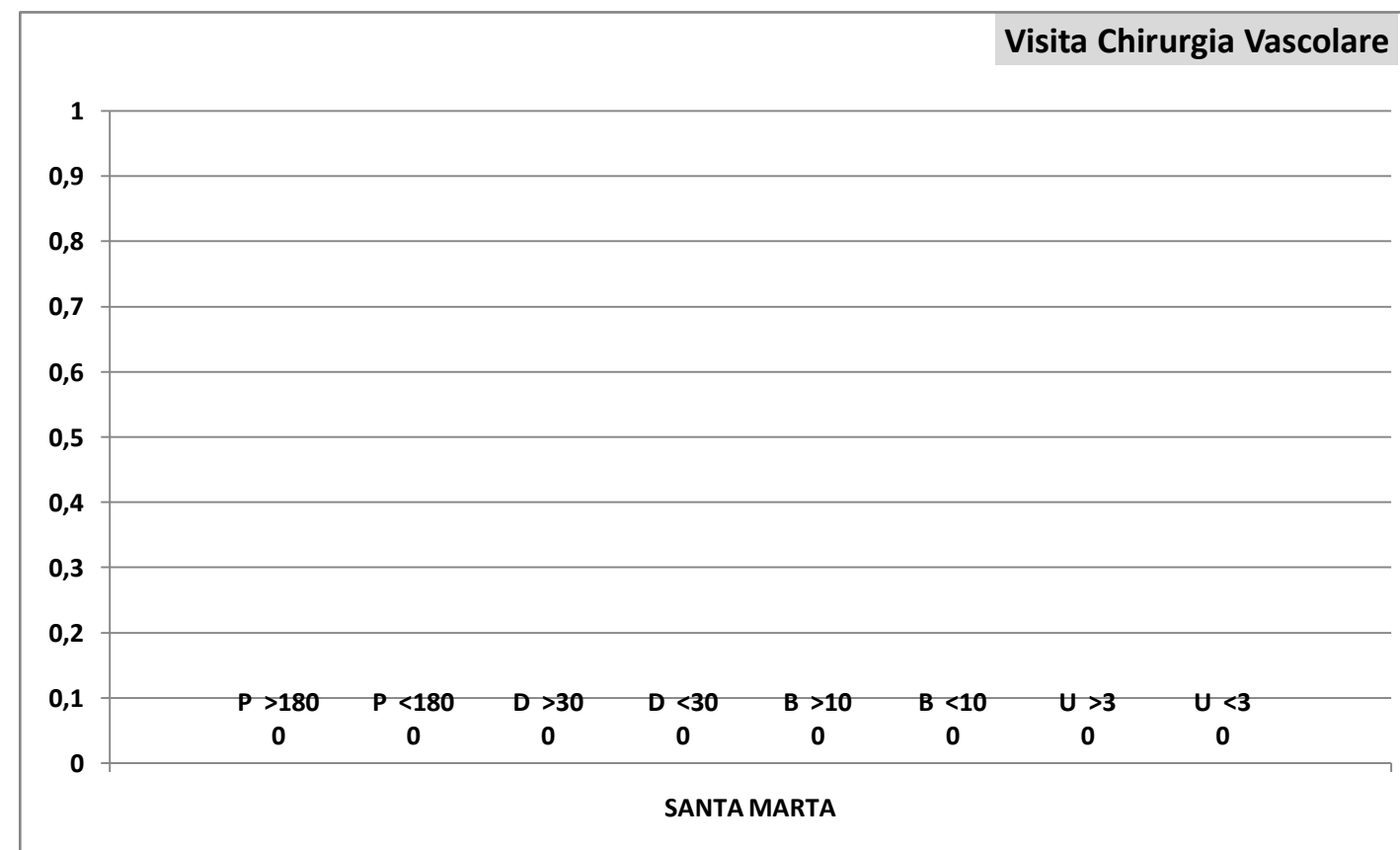
| SANTO BAMBINO | | |
|---------------|---|--|
| P >180 | 0 | |
| P <180 | 0 | |
| P Tot | 0 | |
| D >30 | 0 | |
| D <30 | 0 | |
| D Tot | 0 | |
| B >10 | 0 | |
| B <10 | 0 | |
| B Tot | 0 | |
| U >3 | 0 | |
| U <3 | 0 | |
| U Tot | 0 | |



| FERRAROTTO ALESSI | | |
|-------------------|----|---------|
| P >180 | 0 | |
| P <180 | 22 | 100,0 % |
| P Tot | 22 | |
| D >30 | 0 | |
| D <30 | 6 | 100,0 % |
| D Tot | 6 | |
| B >10 | 0 | |
| B <10 | 8 | 100,0 % |
| B Tot | 8 | |
| U >3 | 0 | |
| U <3 | 0 | |
| U Tot | 0 | |



| SANTA MARTA | | |
|-------------|---|--|
| P >180 | 0 | |
| P <180 | 0 | |
| P Tot | 0 | |
| D >30 | 0 | |
| D <30 | 0 | |
| D Tot | 0 | |
| B >10 | 0 | |
| B <10 | 0 | |
| B Tot | 0 | |
| U >3 | 0 | |
| U <3 | 0 | |
| U Tot | 0 | |



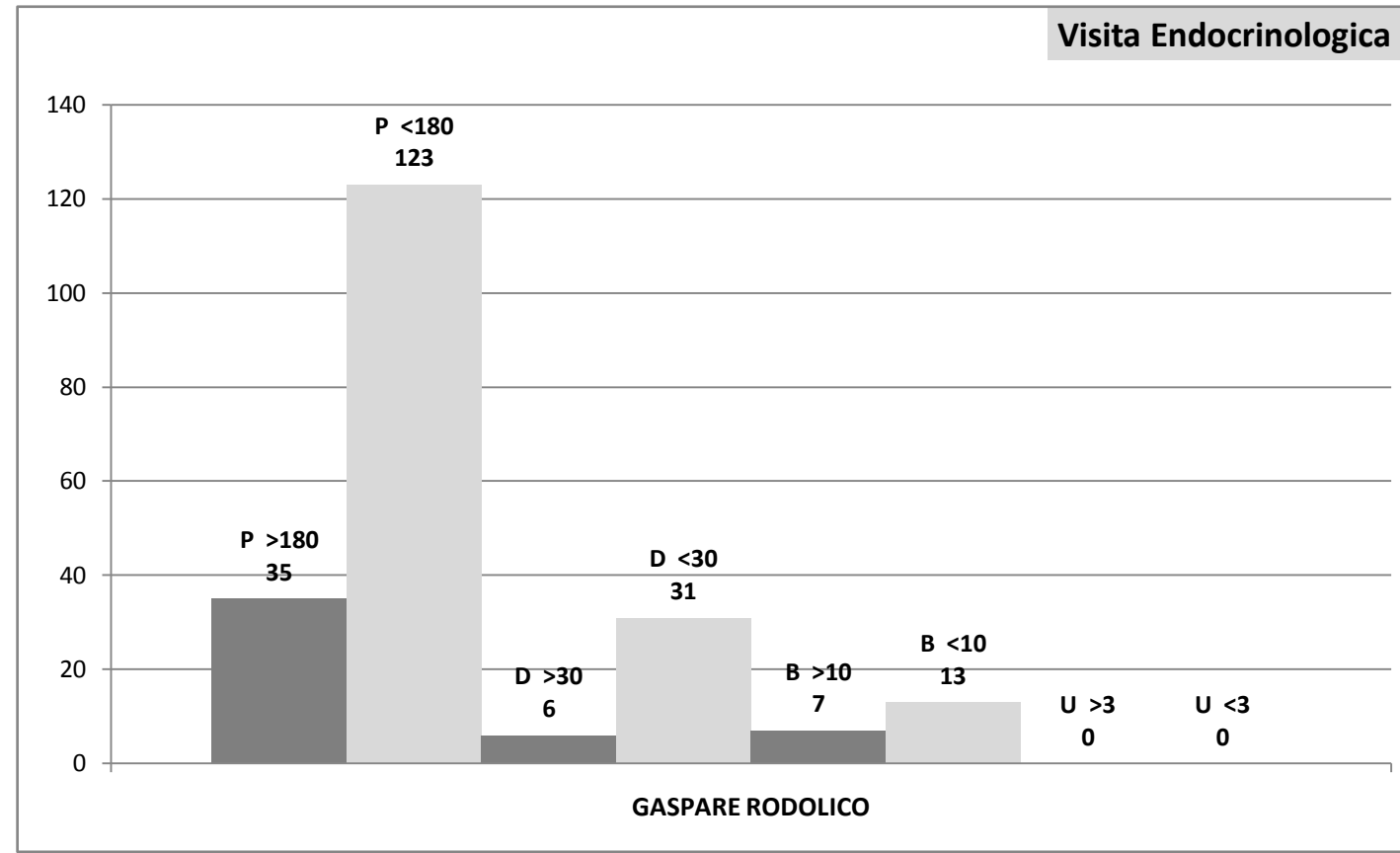
| | |
|-------------------|----|
| Tot. P: | 46 |
| Tot. D: | 9 |
| Tot. B: | 10 |
| Tot. U: | 0 |
| Tot. Prestazioni: | 65 |
| Tot. P >180: | 1 |
| Tot. D >30: | 0 |
| Tot. B >10: | 1 |
| Tot. U >3: | 0 |
| Tot. fuori tempo: | 2 |
| Attesa media gg.: | 22 |
| Senza Biffatura: | 7 |

Il Responsabile del CUP – Aziendale
Dott. Maurilio DANZI

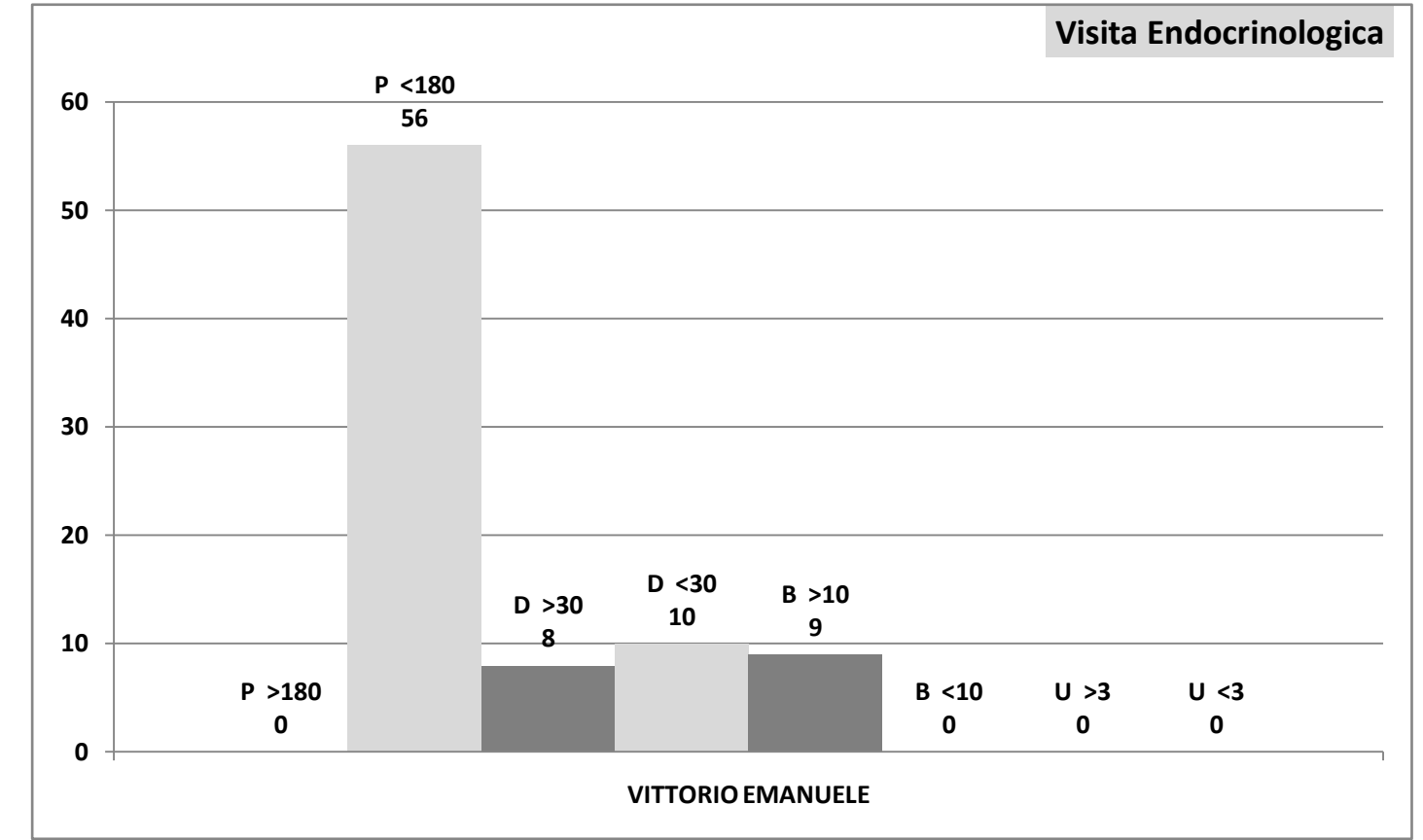
Rilevamento tempi d'attesa PRESTAZIONI CRITICHE, per codice priorità e per Presidi

ottobre/2014

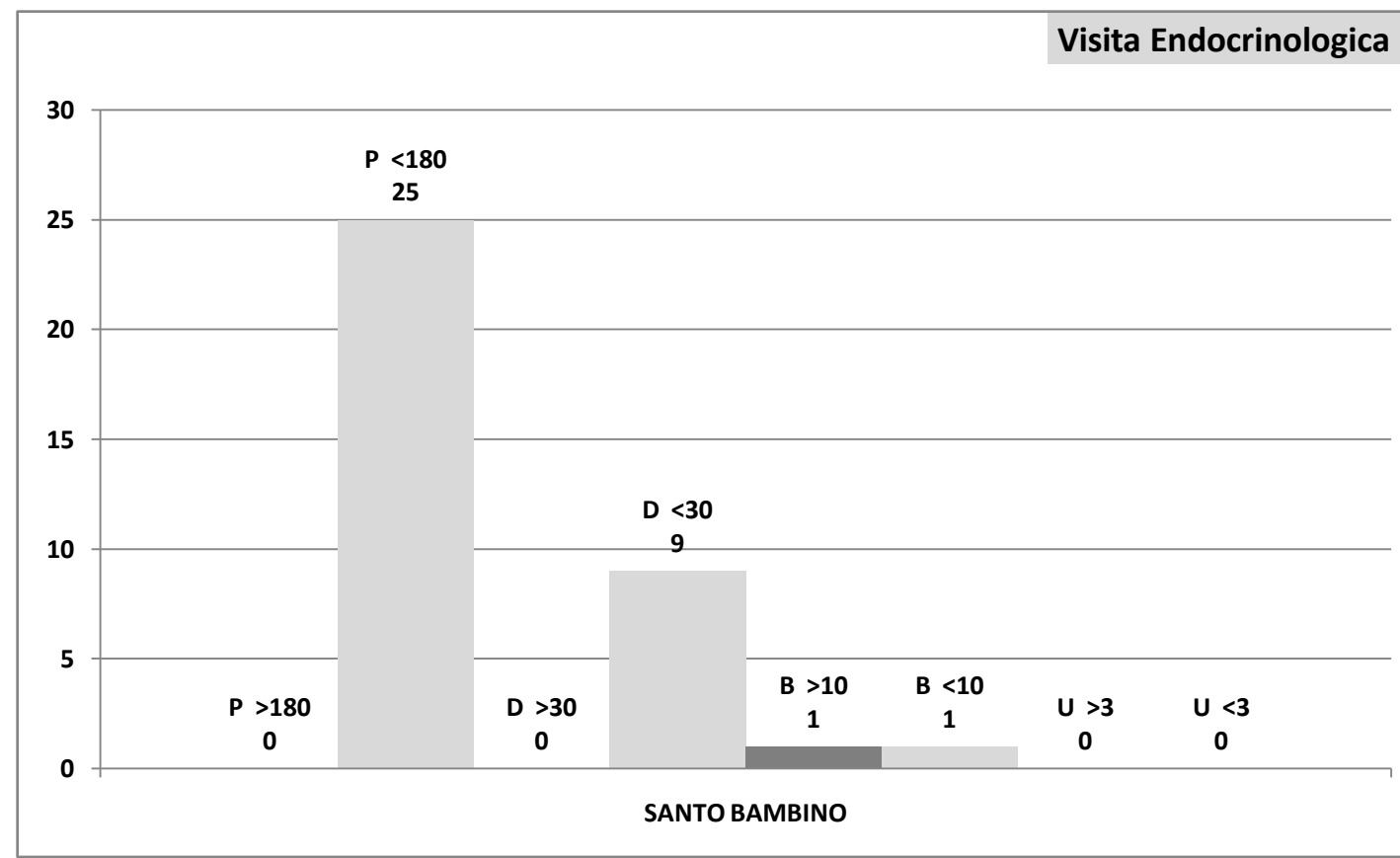
| GASPARE RODOLICO | | |
|------------------|-----|--------|
| P >180 | 35 | 22,2 % |
| P <180 | 123 | 77,8 % |
| P Tot | 158 | |
| D >30 | 6 | 16,2 % |
| D <30 | 31 | 83,8 % |
| D Tot | 37 | |
| B >10 | 7 | 35,0 % |
| B <10 | 13 | 65,0 % |
| B Tot | 20 | |
| U >3 | 0 | |
| U <3 | 0 | |
| U Tot | 0 | |



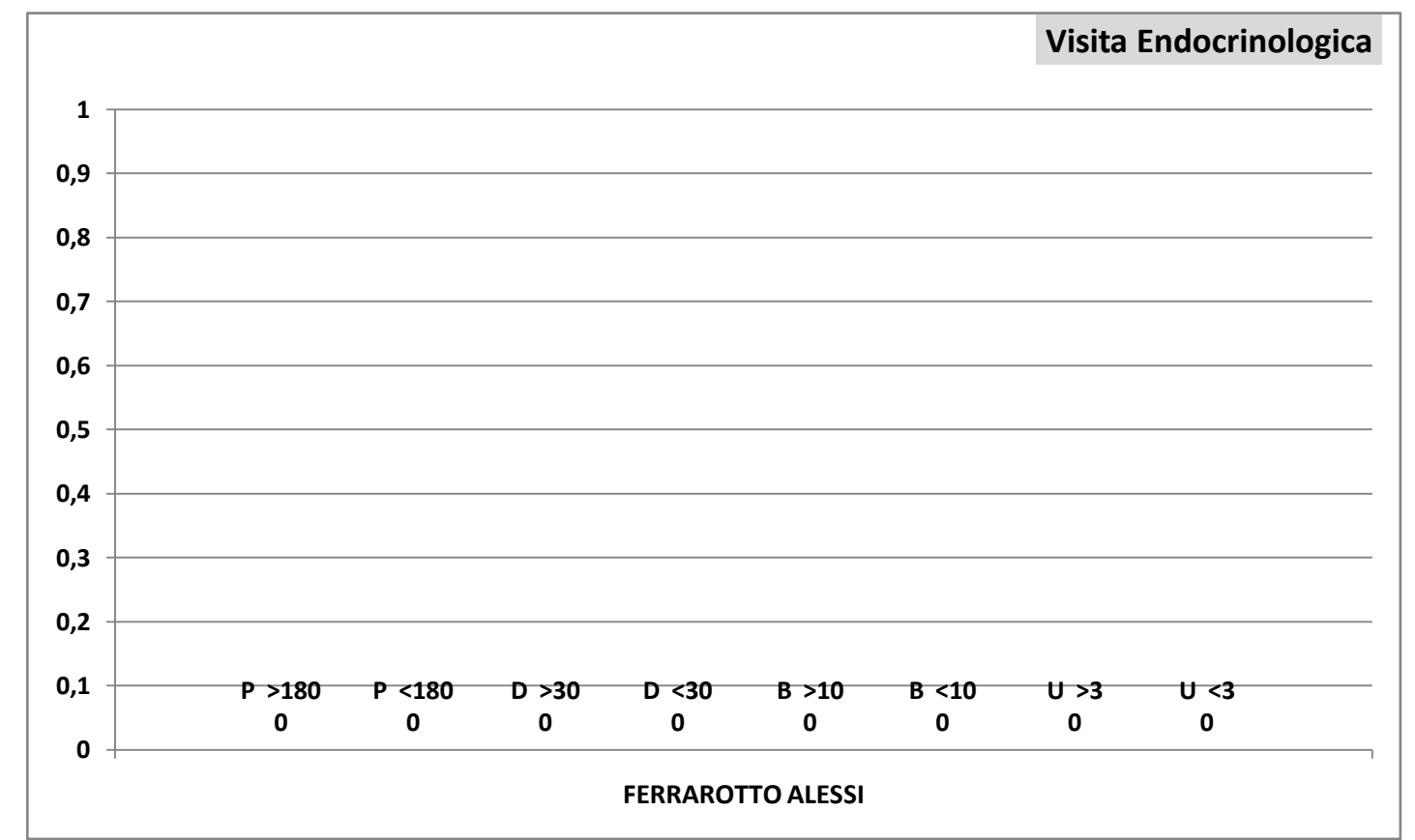
| VITTORIO EMANUELE | | |
|-------------------|----|---------|
| P >180 | 0 | |
| P <180 | 56 | 100,0 % |
| P Tot | 56 | |
| D >30 | 8 | 44,4 % |
| D <30 | 10 | 55,6 % |
| D Tot | 18 | |
| B >10 | 9 | 100,0 % |
| B <10 | 0 | |
| B Tot | 9 | |
| U >3 | 0 | |
| U <3 | 0 | |
| U Tot | 0 | |



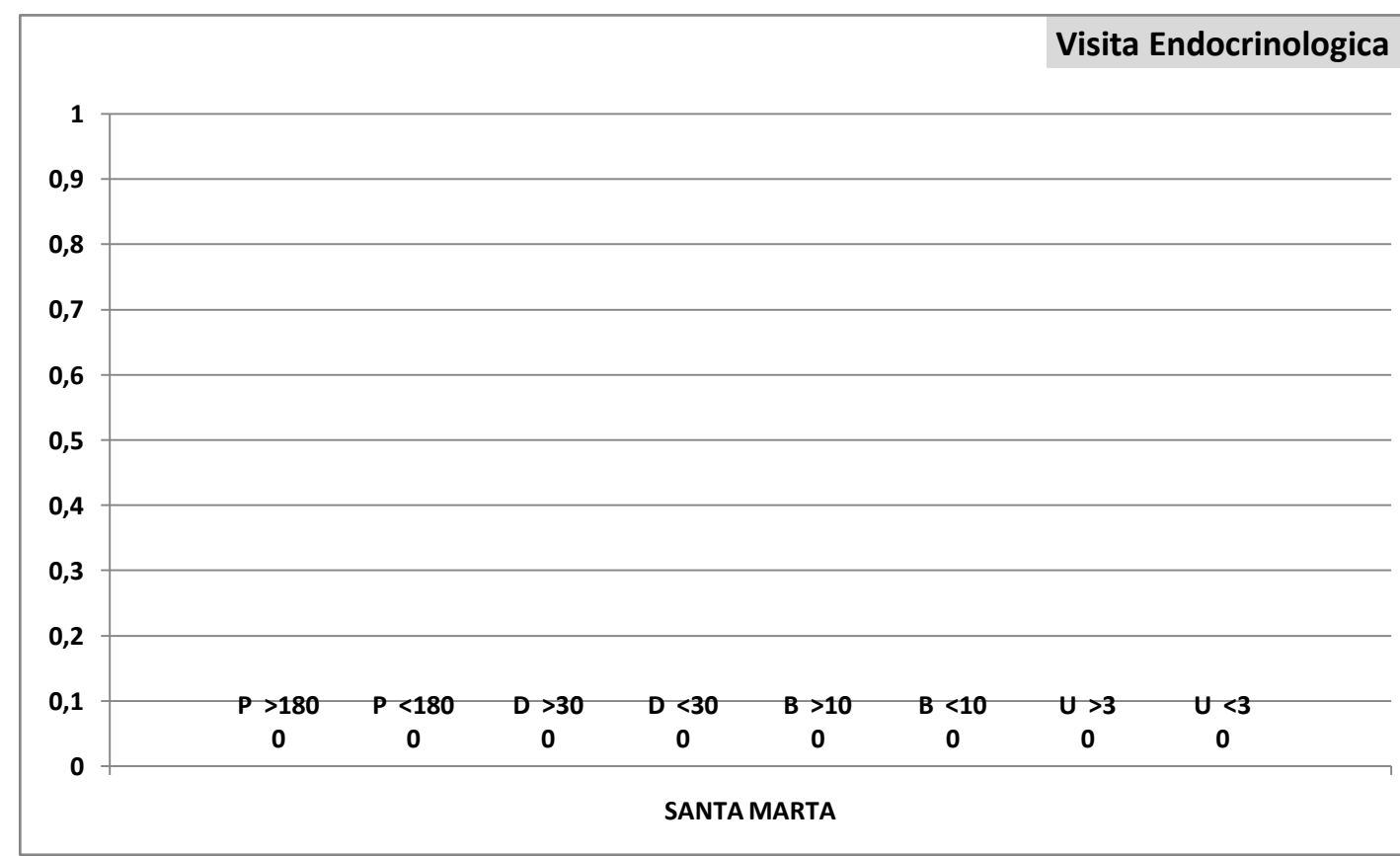
| SANTO BAMBINO | | |
|---------------|----|---------|
| P >180 | 0 | |
| P <180 | 25 | 100,0 % |
| P Tot | 25 | |
| D >30 | 0 | |
| D <30 | 9 | 100,0 % |
| D Tot | 9 | |
| B >10 | 1 | 50,0 % |
| B <10 | 1 | 50,0 % |
| B Tot | 2 | |
| U >3 | 0 | |
| U <3 | 0 | |
| U Tot | 0 | |



| FERRAROTTO ALESSI | | |
|-------------------|---|--|
| P >180 | 0 | |
| P <180 | 0 | |
| P Tot | 0 | |
| D >30 | 0 | |
| D <30 | 0 | |
| D Tot | 0 | |
| B >10 | 0 | |
| B <10 | 0 | |
| B Tot | 0 | |
| U >3 | 0 | |
| U <3 | 0 | |
| U Tot | 0 | |



| SANTA MARTA | | |
|-------------|---|--|
| P >180 | 0 | |
| P <180 | 0 | |
| P Tot | 0 | |
| D >30 | 0 | |
| D <30 | 0 | |
| D Tot | 0 | |
| B >10 | 0 | |
| B <10 | 0 | |
| B Tot | 0 | |
| U >3 | 0 | |
| U <3 | 0 | |
| U Tot | 0 | |



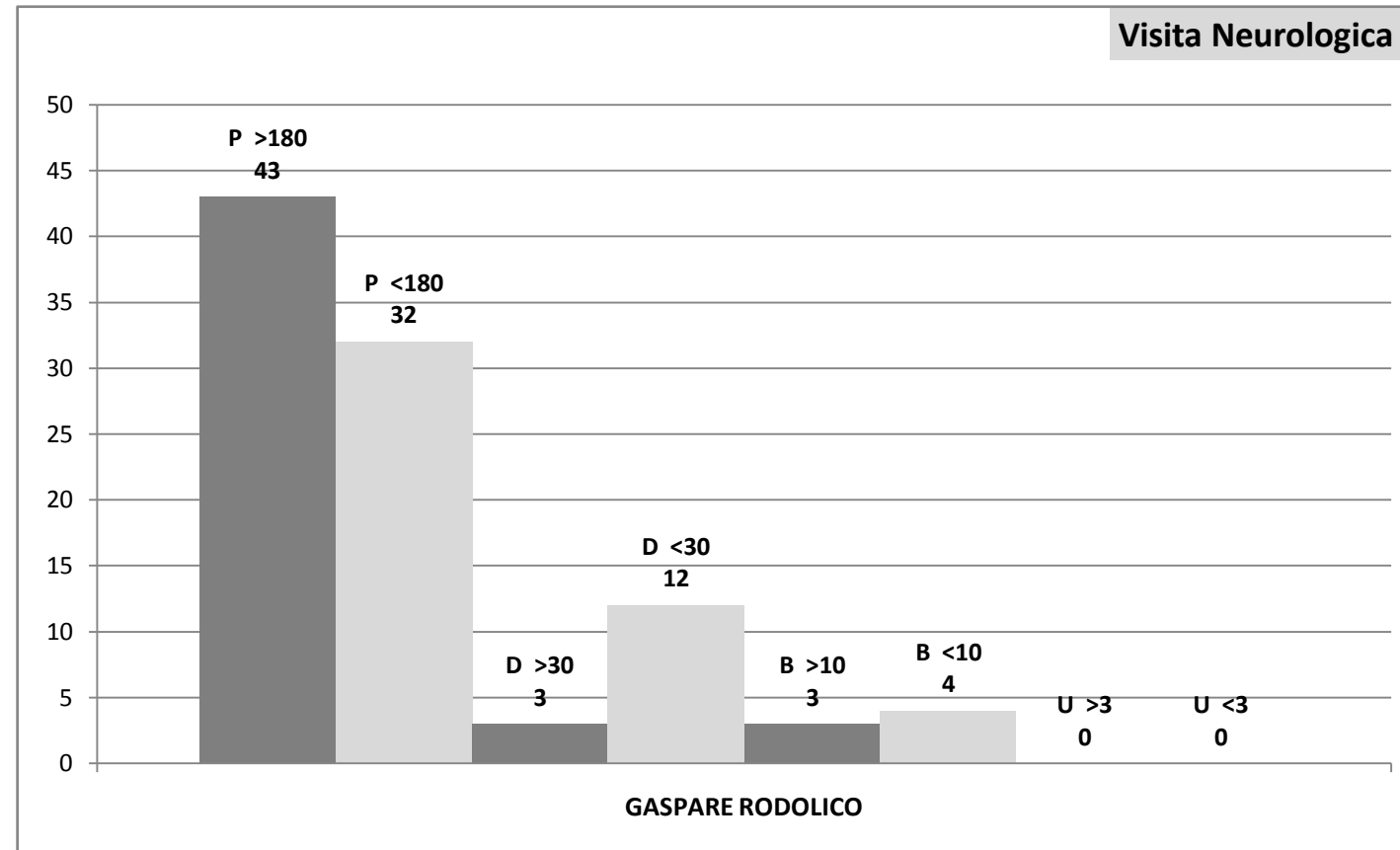
| | |
|-------------------|-----|
| Tot. P: | 239 |
| Tot. D: | 64 |
| Tot. B: | 31 |
| Tot. U: | 0 |
| Tot. Prestazioni: | 334 |
| Tot. P >180: | 35 |
| Tot. D >30: | 14 |
| Tot. B >10: | 17 |
| Tot. U >3: | 0 |
| Tot. fuori tempo: | 66 |
| Attesa media gg.: | 97 |
| Senza Biffatura: | 48 |

Il Responsabile del CUP – Aziendale
Dott. Maurilio DANZI

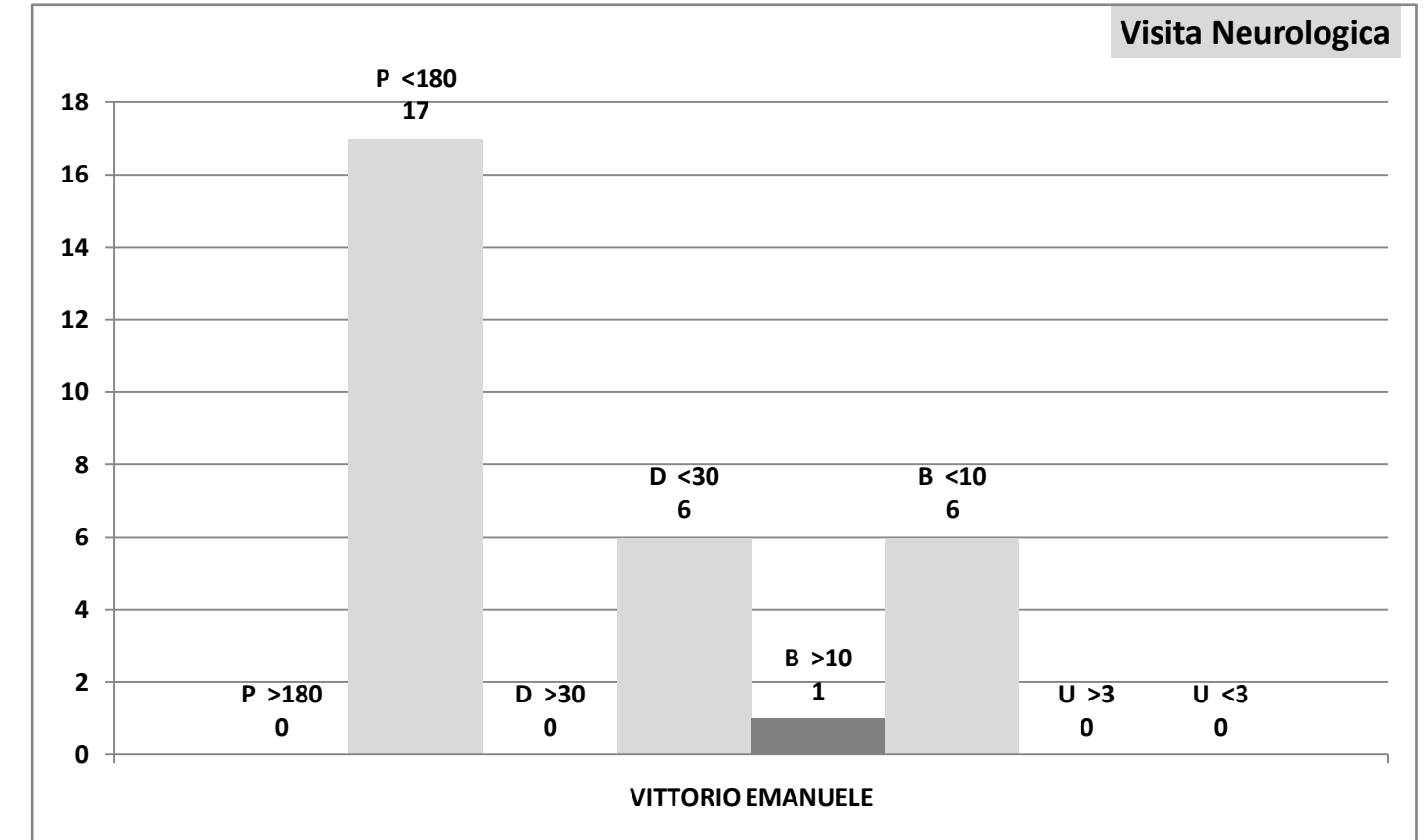
Rilevamento tempi d'attesa PRESTAZIONI CRITICHE, per codice priorità e per Presidi

ottobre/2014

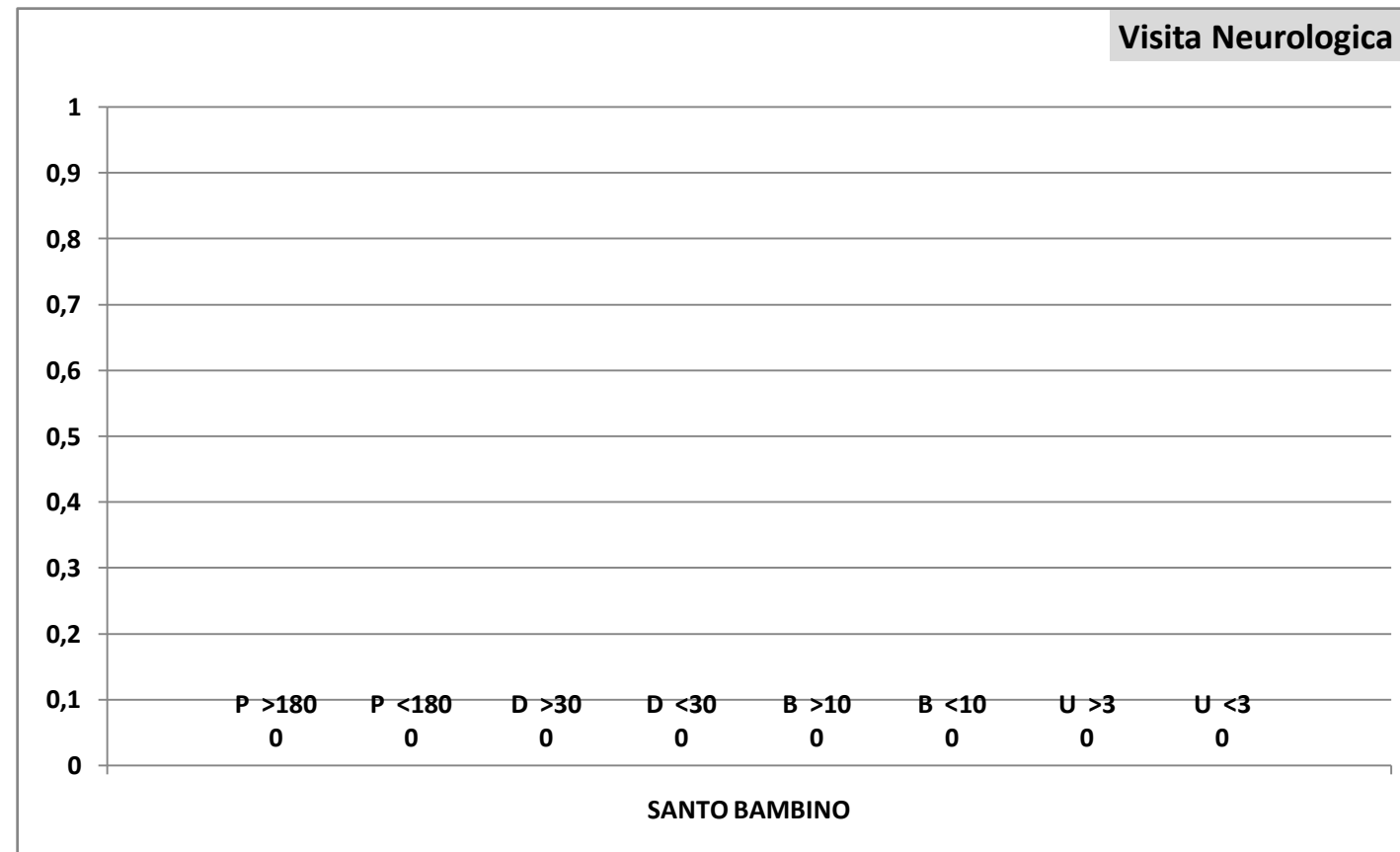
| GASPARE RODOLICO | | |
|------------------|----|--------|
| P >180 | 43 | 57,3 % |
| P <180 | 32 | 42,7 % |
| P Tot | 75 | |
| D >30 | 3 | 20,0 % |
| D <30 | 12 | 80,0 % |
| D Tot | 15 | |
| B >10 | 3 | 42,9 % |
| B <10 | 4 | 57,1 % |
| B Tot | 7 | |
| U >3 | 0 | |
| U <3 | 0 | |
| U Tot | 0 | |



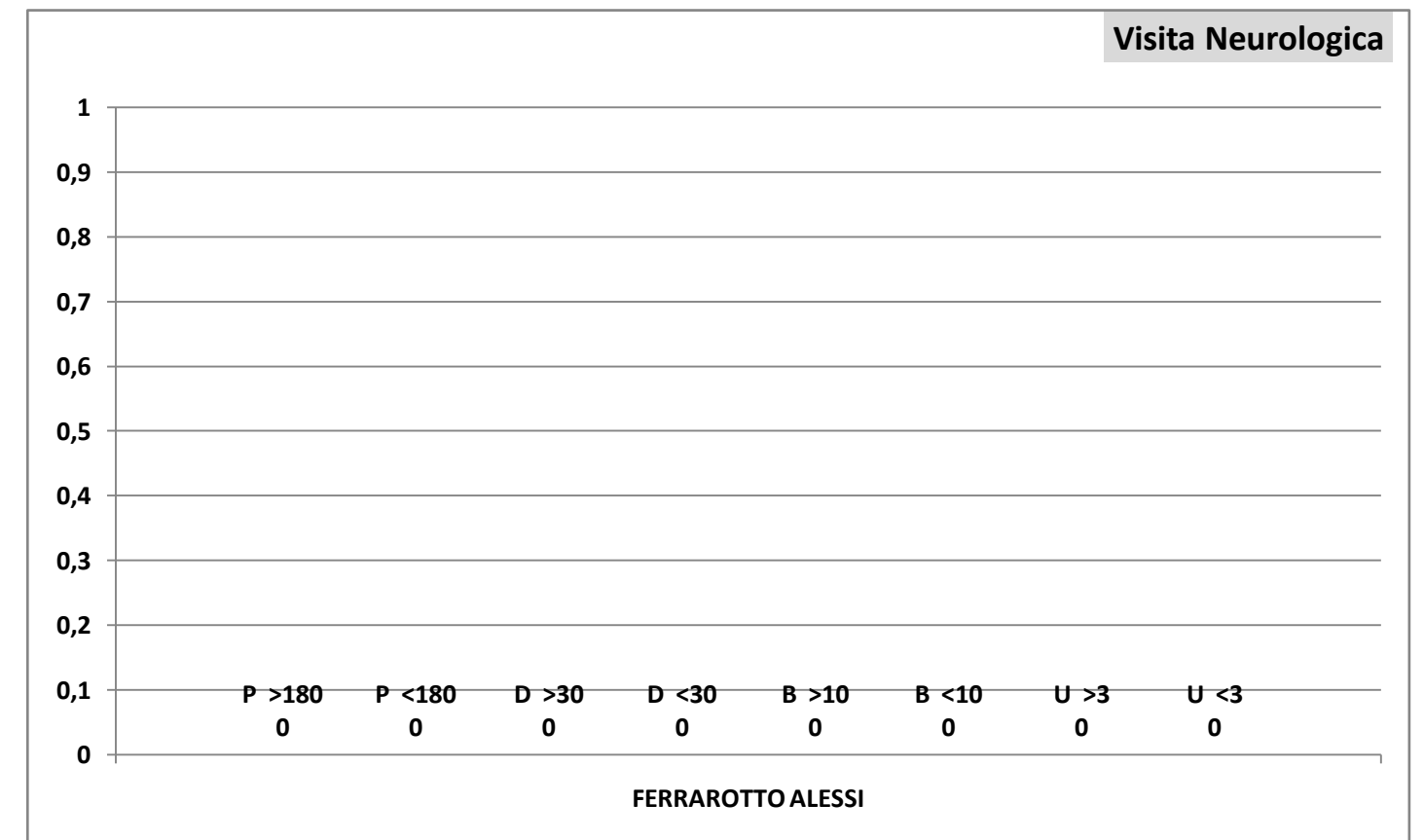
| VITTORIO EMANUELE | | |
|-------------------|----|---------|
| P >180 | 0 | |
| P <180 | 17 | 100,0 % |
| P Tot | 17 | |
| D >30 | 0 | |
| D <30 | 6 | 100,0 % |
| D Tot | 6 | |
| B >10 | 1 | 14,3 % |
| B <10 | 6 | 85,7 % |
| B Tot | 7 | |
| U >3 | 0 | |
| U <3 | 0 | |
| U Tot | 0 | |



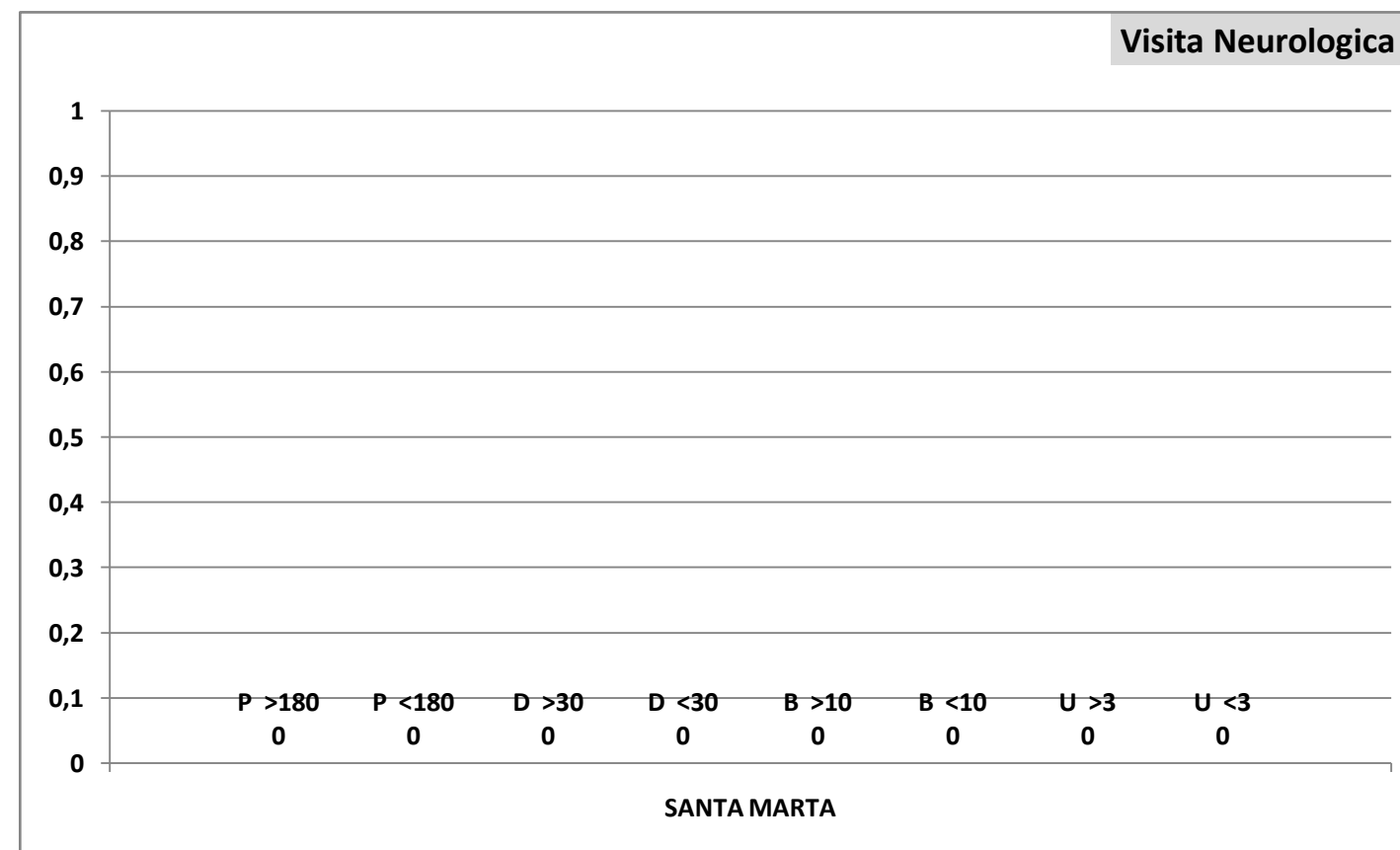
| SANTO BAMBINO | | |
|---------------|---|--|
| P >180 | 0 | |
| P <180 | 0 | |
| P Tot | 0 | |
| D >30 | 0 | |
| D <30 | 0 | |
| D Tot | 0 | |
| B >10 | 0 | |
| B <10 | 0 | |
| B Tot | 0 | |
| U >3 | 0 | |
| U <3 | 0 | |
| U Tot | 0 | |



| FERRAROTTO ALESSI | | |
|-------------------|---|--|
| P >180 | 0 | |
| P <180 | 0 | |
| P Tot | 0 | |
| D >30 | 0 | |
| D <30 | 0 | |
| D Tot | 0 | |
| B >10 | 0 | |
| B <10 | 0 | |
| B Tot | 0 | |
| U >3 | 0 | |
| U <3 | 0 | |
| U Tot | 0 | |



| SANTA MARTA | | |
|-------------|---|--|
| P >180 | 0 | |
| P <180 | 0 | |
| P Tot | 0 | |
| D >30 | 0 | |
| D <30 | 0 | |
| D Tot | 0 | |
| B >10 | 0 | |
| B <10 | 0 | |
| B Tot | 0 | |
| U >3 | 0 | |
| U <3 | 0 | |
| U Tot | 0 | |



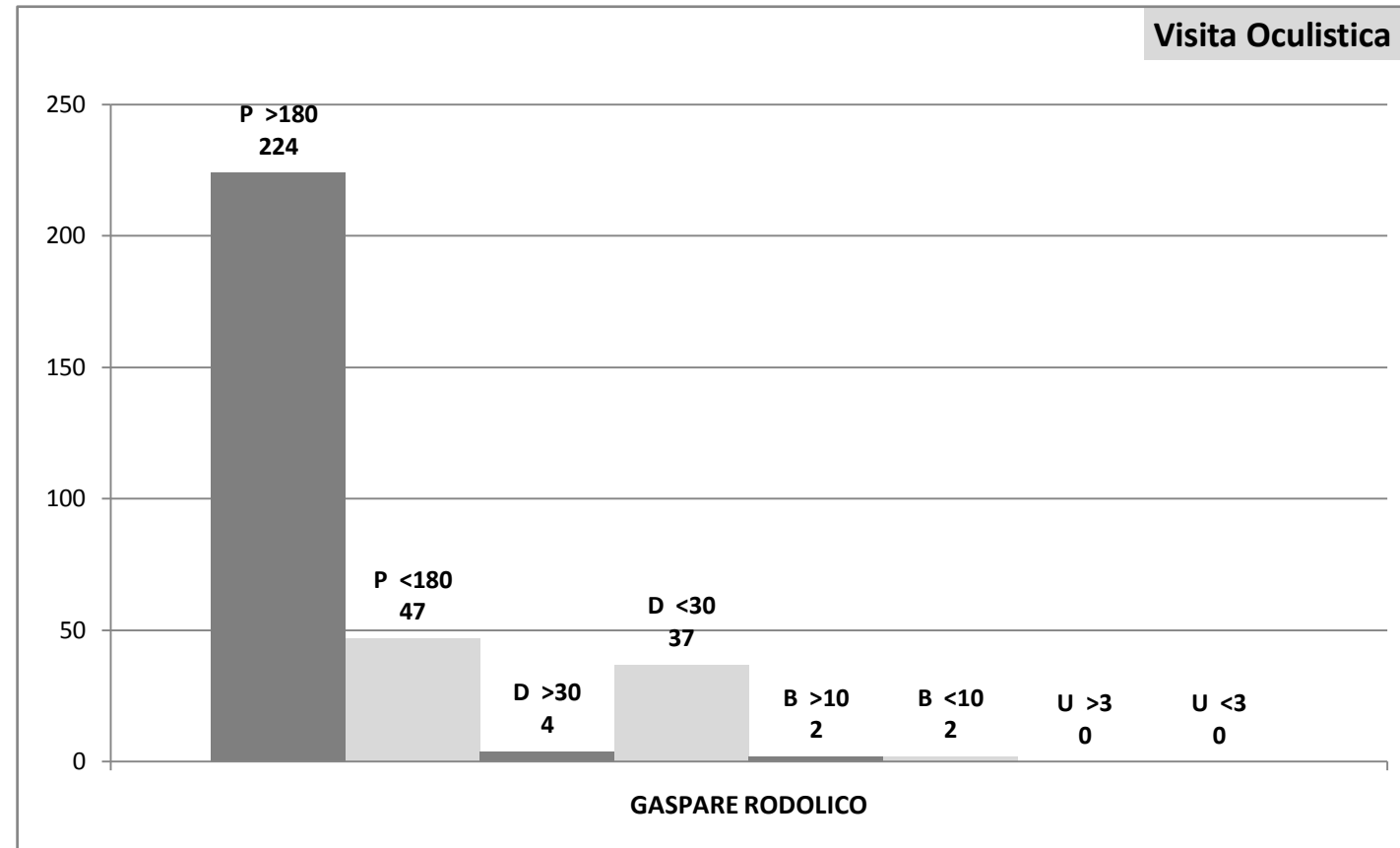
| | |
|-------------------|-----|
| Tot. P: | 92 |
| Tot. D: | 21 |
| Tot. B: | 14 |
| Tot. U: | 0 |
| Tot. Prestazioni: | 127 |
| Tot. P >180: | 43 |
| Tot. D >30: | 3 |
| Tot. B >10: | 4 |
| Tot. U >3: | 0 |
| Tot. fuori tempo: | 50 |
| Attesa media gg.: | 107 |
| Senza Biffatura: | 17 |

Il Responsabile del CUP – Aziendale
Dott. Maurilio DANZI

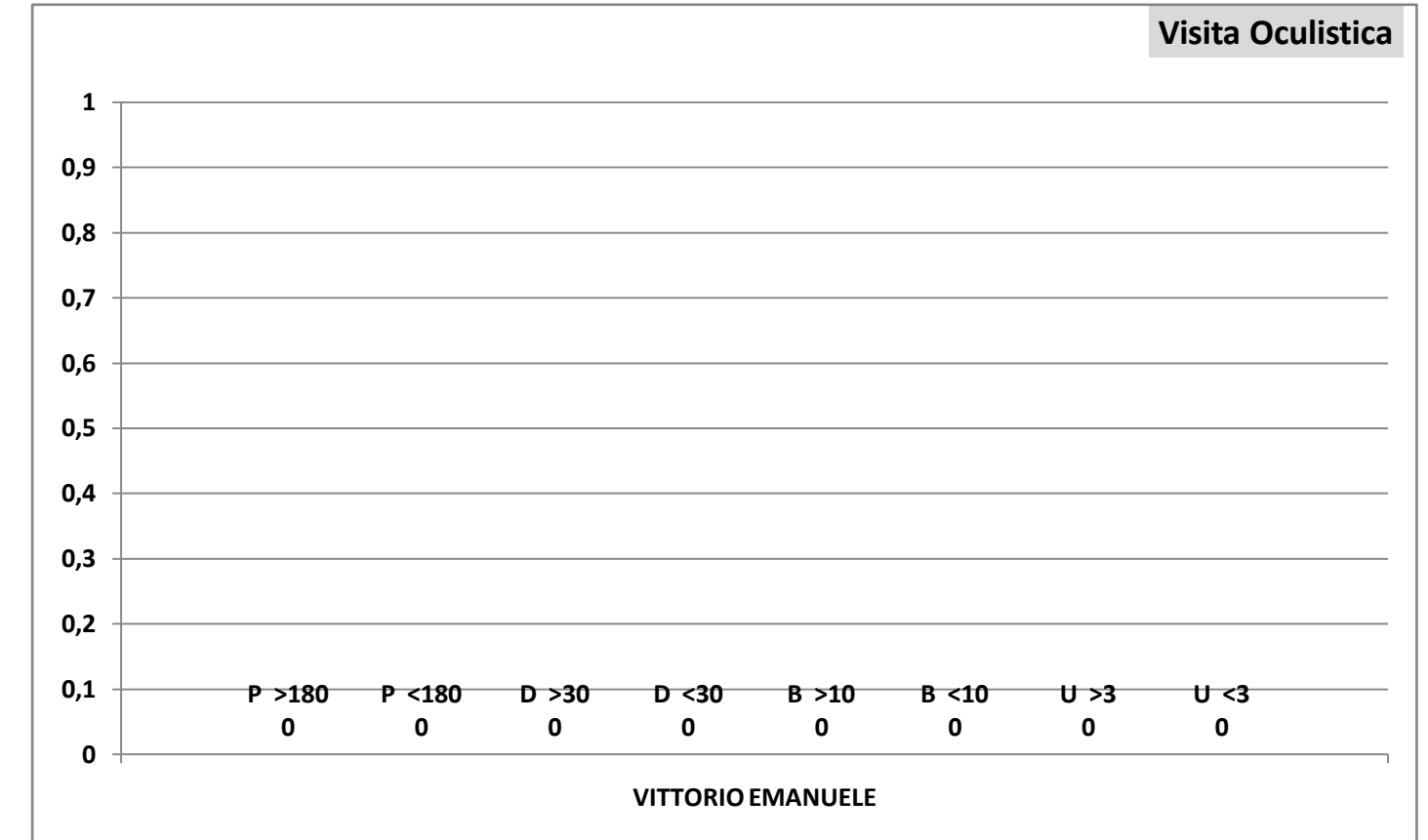
Rilevamento tempi d'attesa PRESTAZIONI CRITICHE, per codice priorità e per Presidi

ottobre/2014

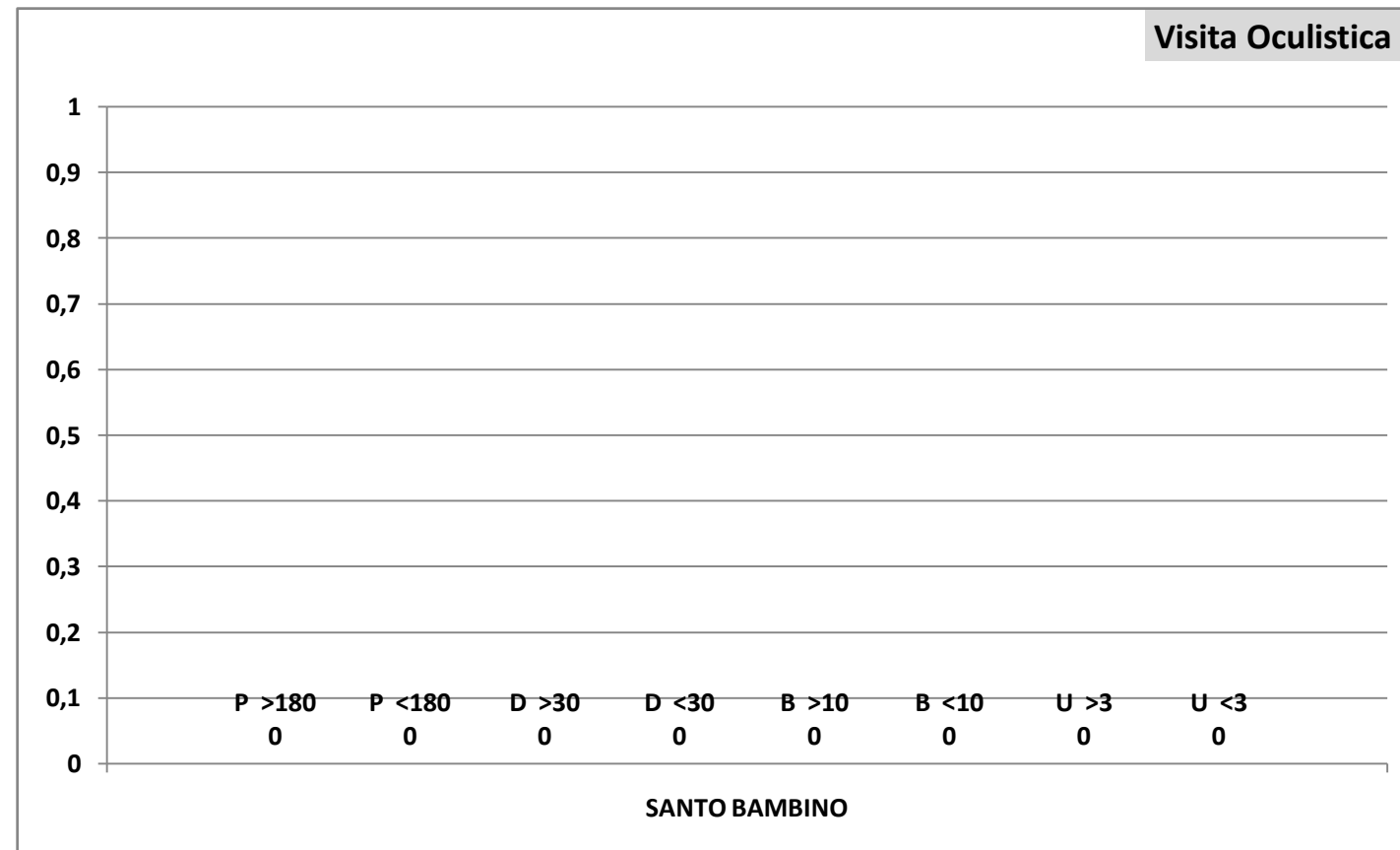
| GASPARE RODOLICO | | |
|------------------|-----|--------|
| P >180 | 224 | 82,7 % |
| P <180 | 47 | 17,3 % |
| P Tot | 271 | |
| D >30 | 4 | 9,8 % |
| D <30 | 37 | 90,2 % |
| D Tot | 41 | |
| B >10 | 2 | 50,0 % |
| B <10 | 2 | 50,0 % |
| B Tot | 4 | |
| U >3 | 0 | |
| U <3 | 0 | |
| U Tot | 0 | |



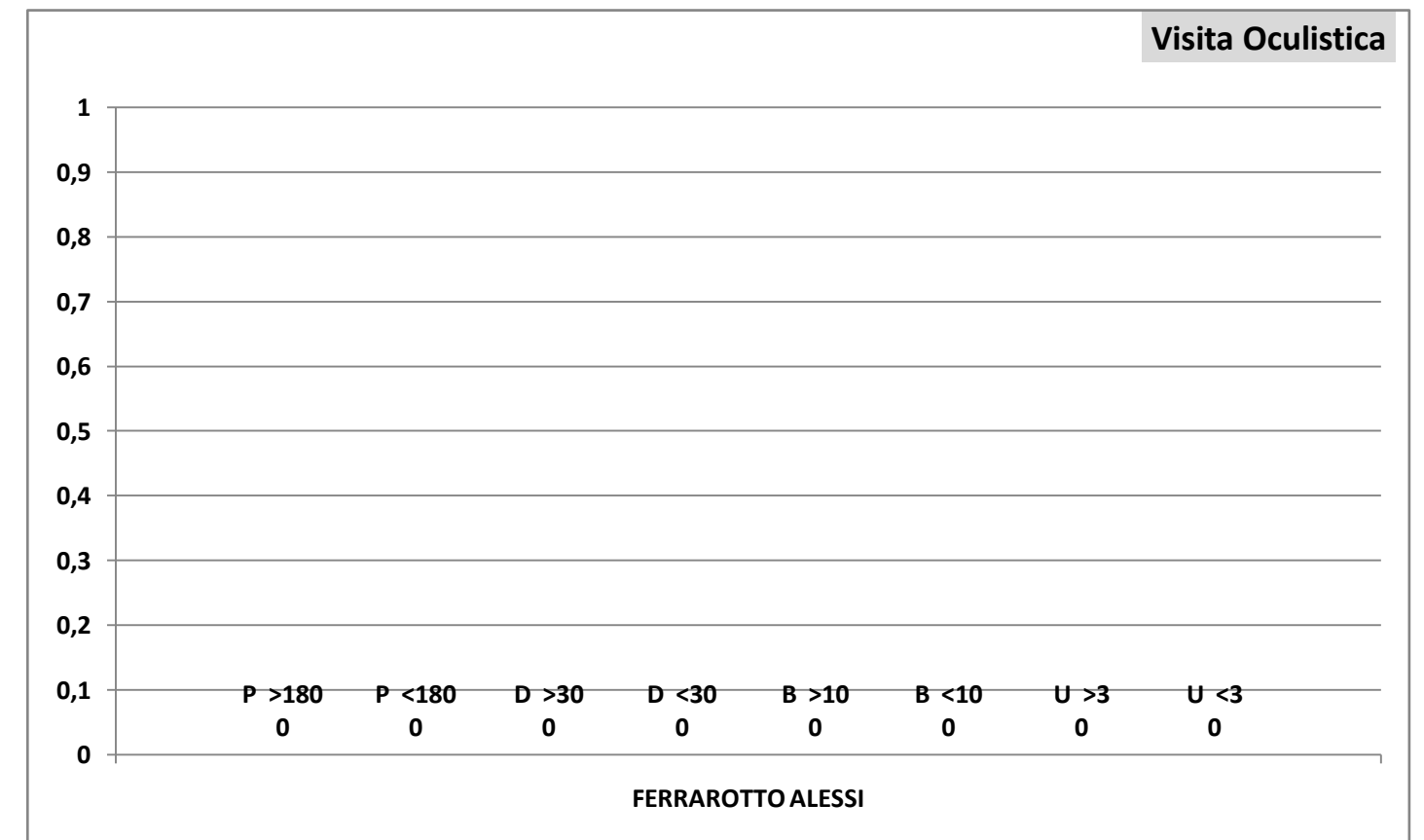
| VITTORIO EMANUELE | | |
|-------------------|---|--|
| P >180 | 0 | |
| P <180 | 0 | |
| P Tot | 0 | |
| D >30 | 0 | |
| D <30 | 0 | |
| D Tot | 0 | |
| B >10 | 0 | |
| B <10 | 0 | |
| B Tot | 0 | |
| U >3 | 0 | |
| U <3 | 0 | |
| U Tot | 0 | |



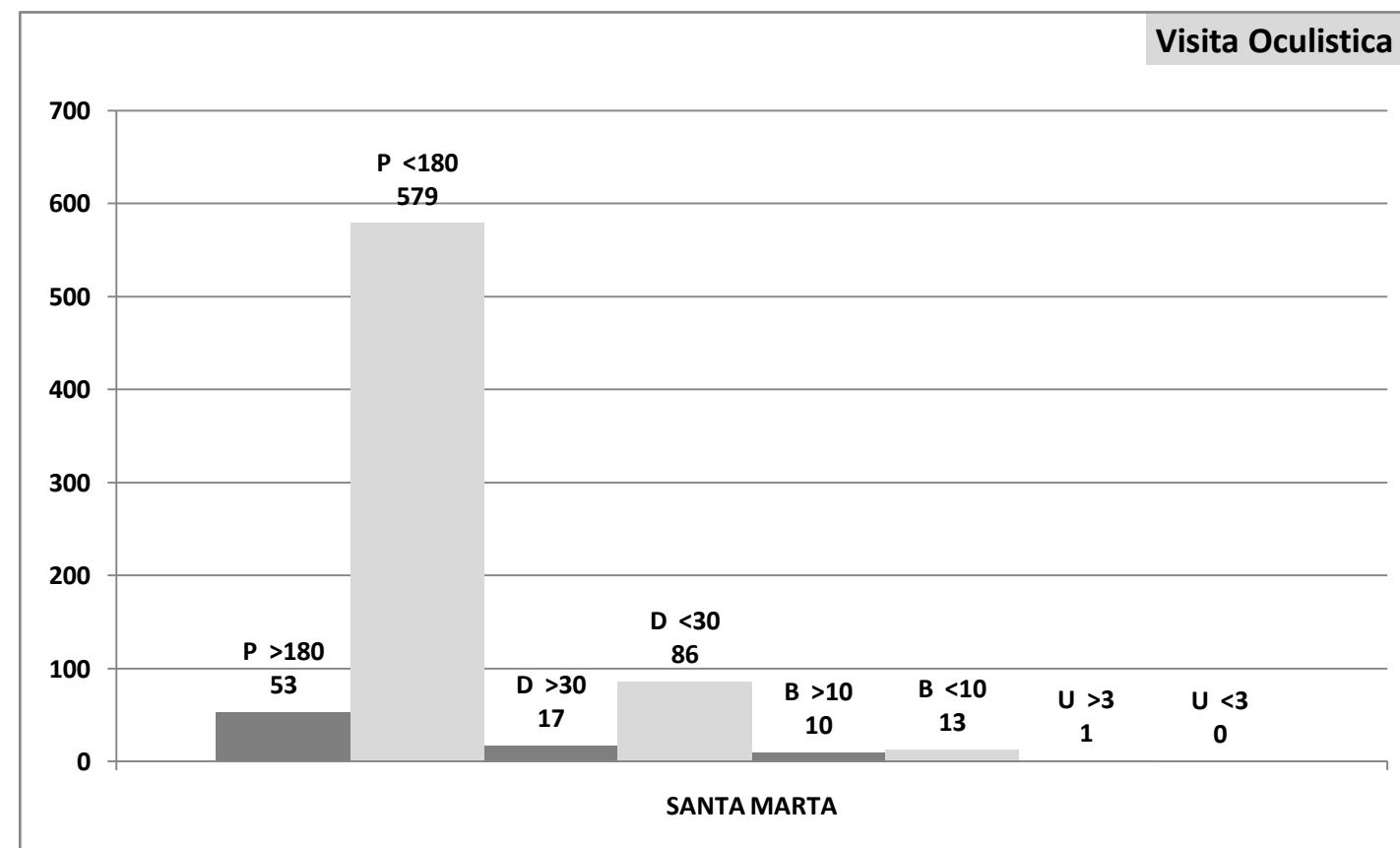
| SANTO BAMBINO | | |
|---------------|---|--|
| P >180 | 0 | |
| P <180 | 0 | |
| P Tot | 0 | |
| D >30 | 0 | |
| D <30 | 0 | |
| D Tot | 0 | |
| B >10 | 0 | |
| B <10 | 0 | |
| B Tot | 0 | |
| U >3 | 0 | |
| U <3 | 0 | |
| U Tot | 0 | |



| FERRAROTTO ALESSI | | |
|-------------------|---|--|
| P >180 | 0 | |
| P <180 | 0 | |
| P Tot | 0 | |
| D >30 | 0 | |
| D <30 | 0 | |
| D Tot | 0 | |
| B >10 | 0 | |
| B <10 | 0 | |
| B Tot | 0 | |
| U >3 | 0 | |
| U <3 | 0 | |
| U Tot | 0 | |



| SANTA MARTA | | |
|-------------|-----|---------|
| P >180 | 53 | 8,4 % |
| P <180 | 579 | 91,6 % |
| P Tot | 632 | |
| D >30 | 17 | 16,5 % |
| D <30 | 86 | 83,5 % |
| D Tot | 103 | |
| B >10 | 10 | 43,5 % |
| B <10 | 13 | 56,5 % |
| B Tot | 23 | |
| U >3 | 1 | 100,0 % |
| U <3 | 0 | |
| U Tot | 1 | |



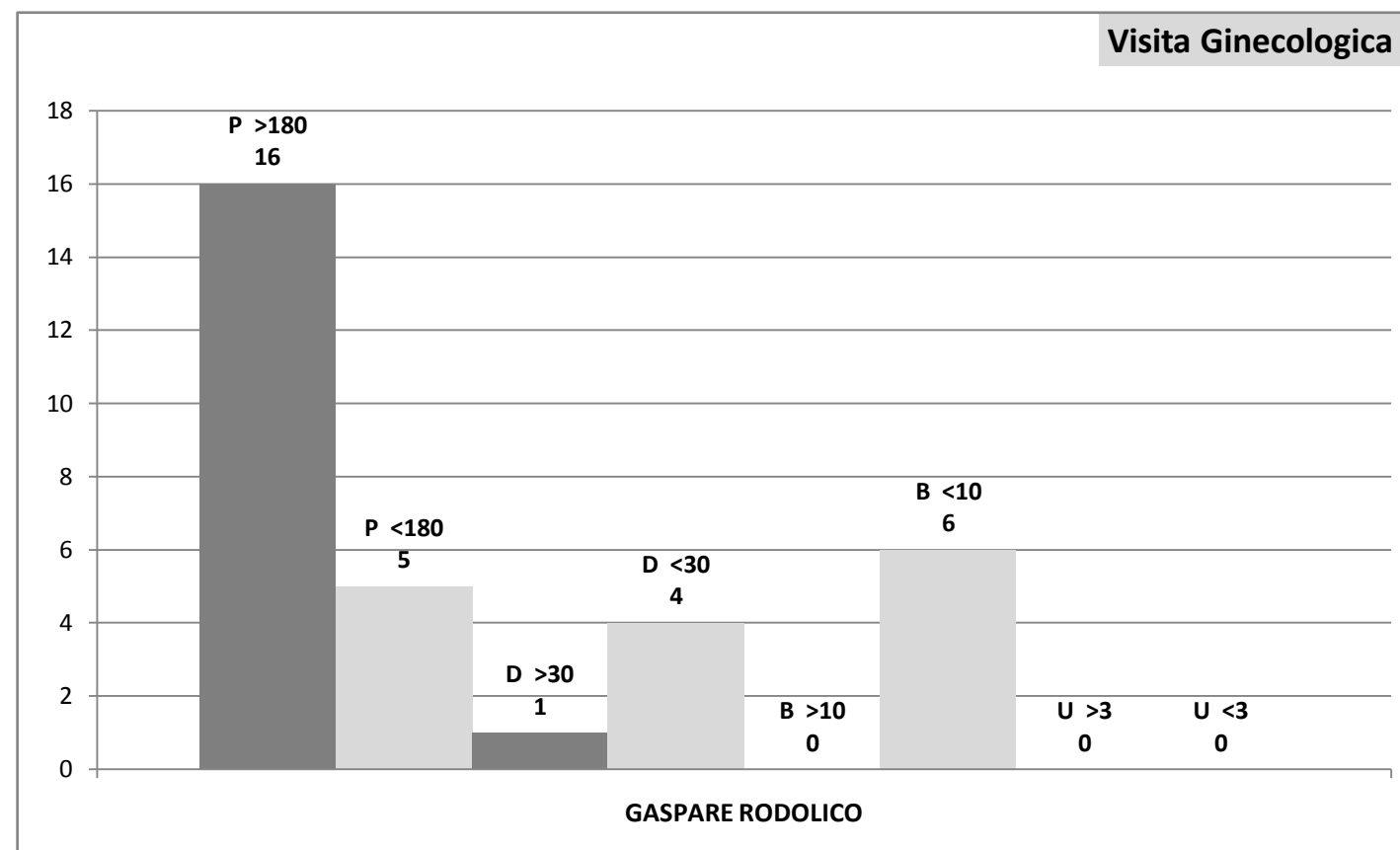
| | |
|-------------------|------|
| Tot. P: | 903 |
| Tot. D: | 144 |
| Tot. B: | 27 |
| Tot. U: | 1 |
| Tot. Prestazioni: | 1075 |
| Tot. P >180: | 277 |
| Tot. D >30: | 21 |
| Tot. B >10: | 12 |
| Tot. U >3: | 1 |
| Tot. fuori tempo: | 311 |
| Attesa media gg.: | 118 |
| Senza Biffatura: | 145 |

Il Responsabile del CUP – Aziendale
Dott. Maurilio DANZI

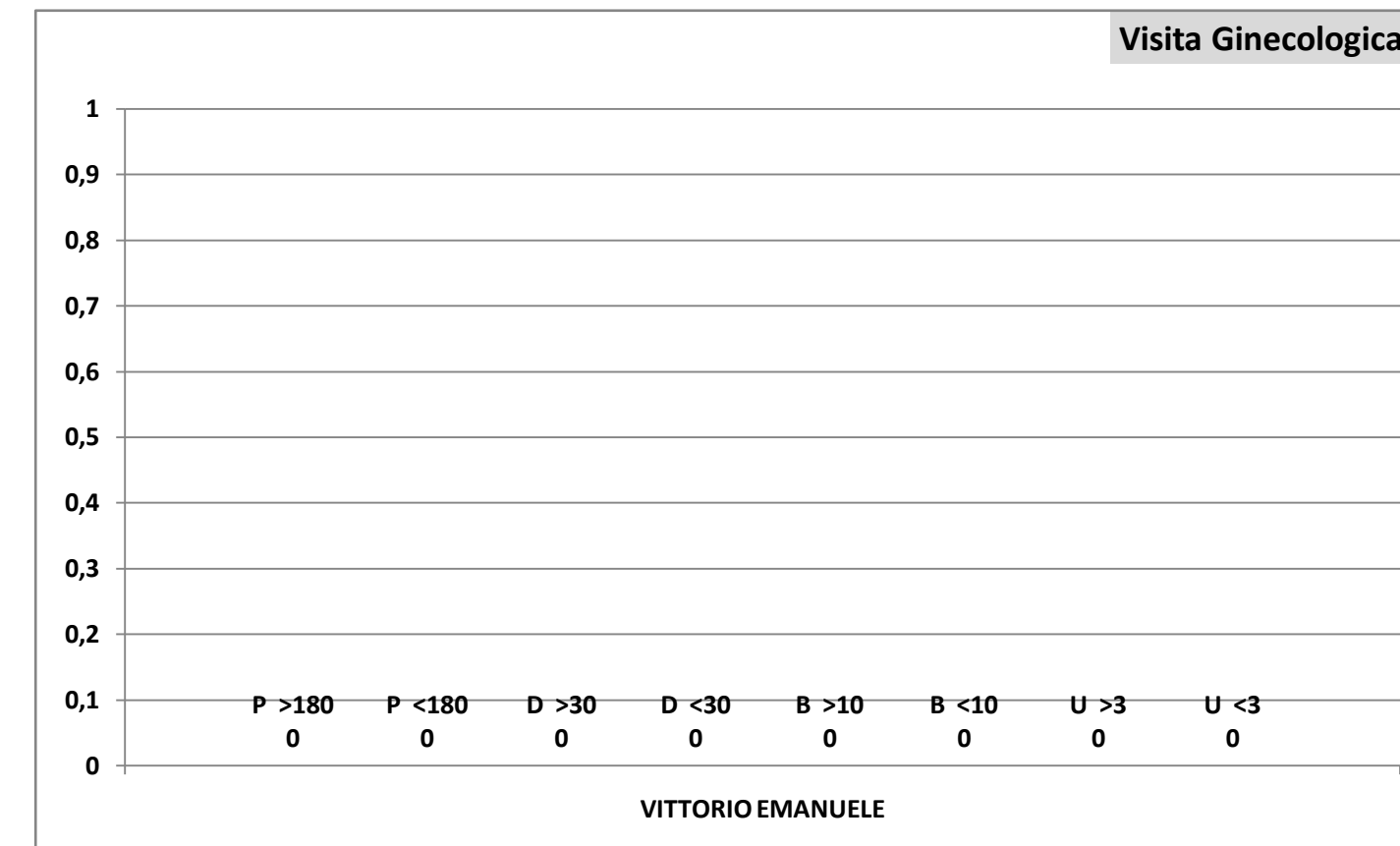
Rilevamento tempi d'attesa PRESTAZIONI CRITICHE, per codice priorità e per Presidi

ottobre/2014

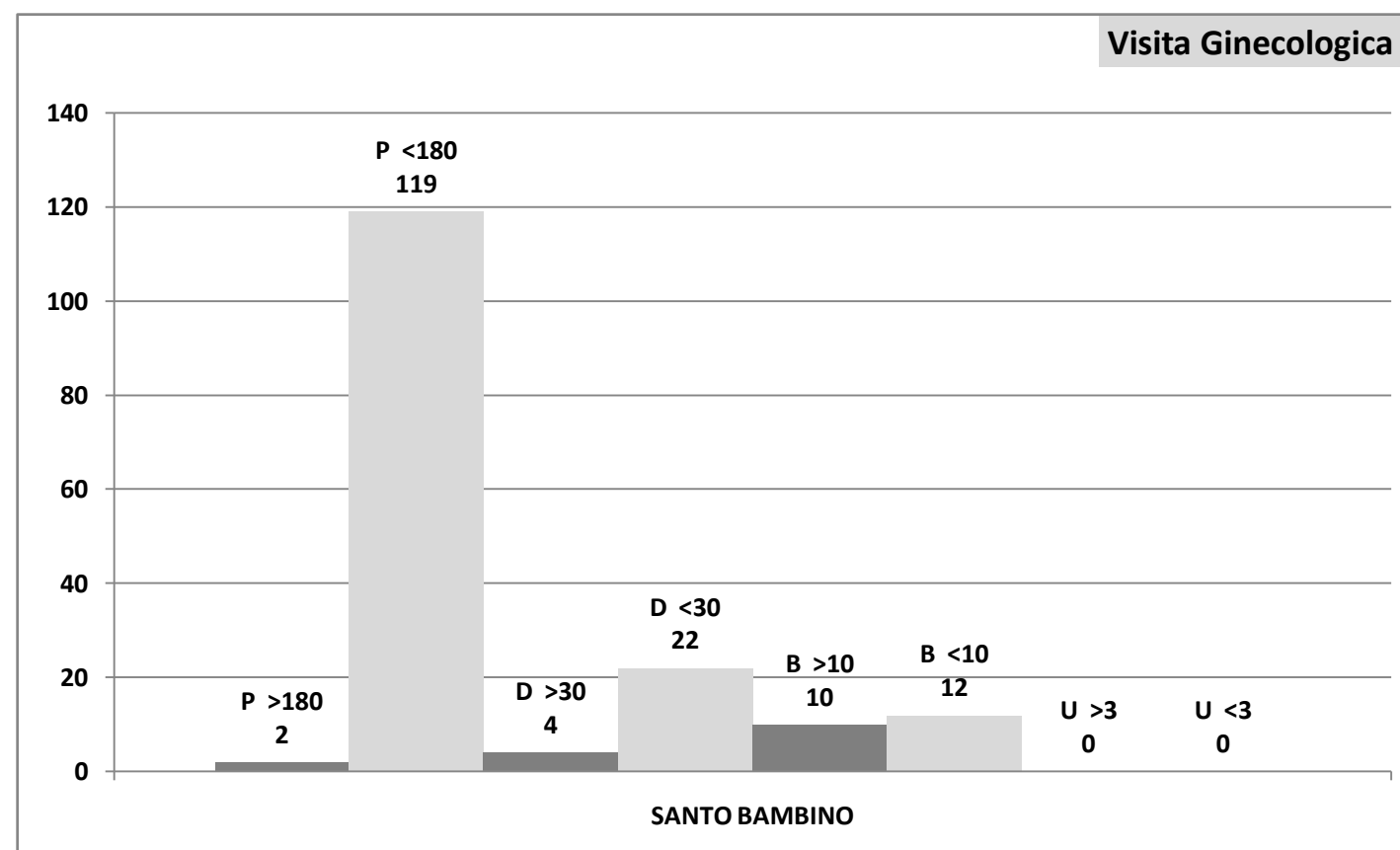
| GASPARE RODOLICO | | |
|------------------|----|---------|
| P >180 | 16 | 76,2 % |
| P <180 | 5 | 23,8 % |
| P Tot | 21 | |
| D >30 | 1 | 20,0 % |
| D <30 | 4 | 80,0 % |
| D Tot | 5 | |
| B >10 | 0 | |
| B <10 | 6 | 100,0 % |
| B Tot | 6 | |
| U >3 | 0 | |
| U <3 | 0 | |
| U Tot | 0 | |



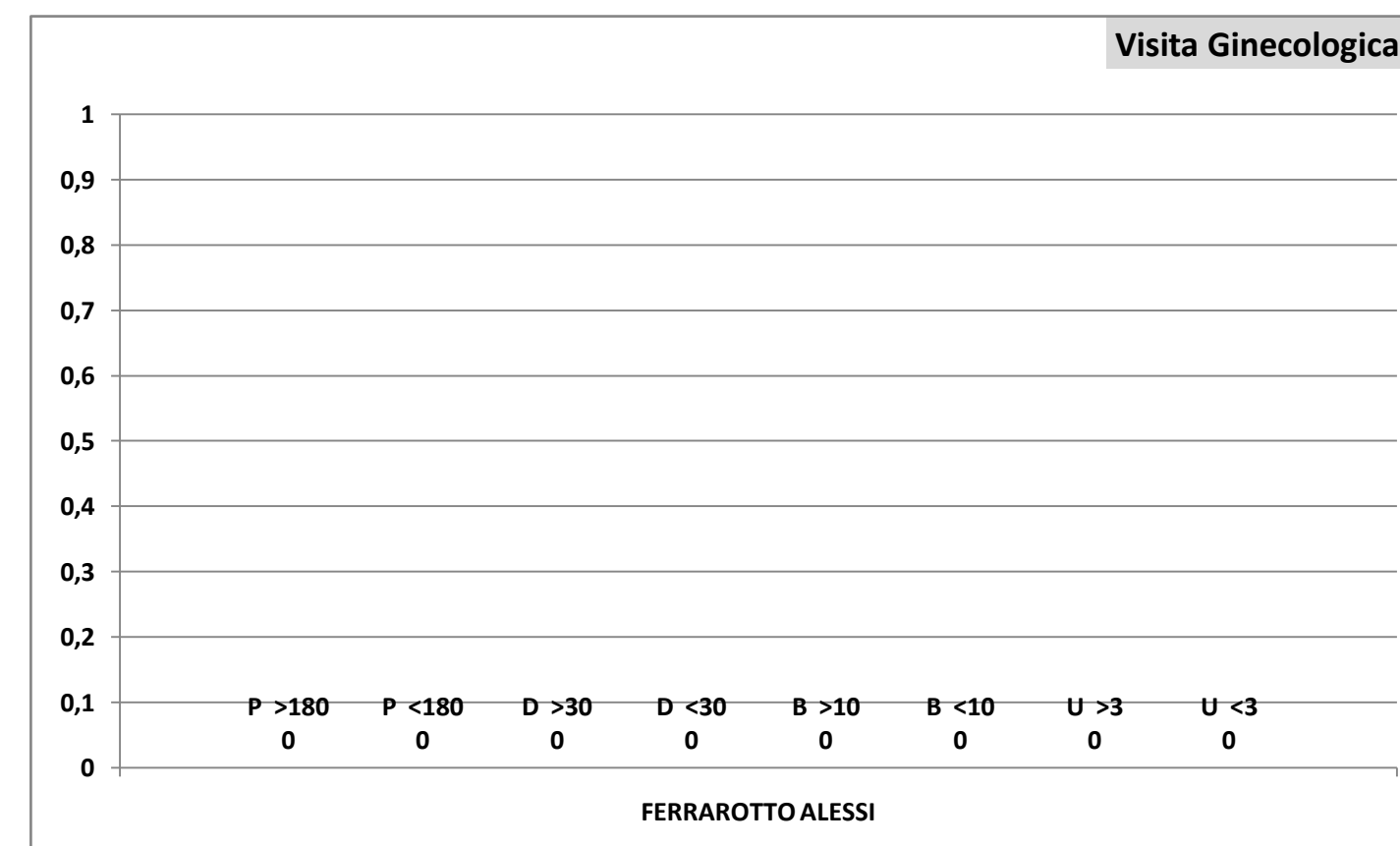
| VITTORIO EMANUELE | | |
|-------------------|---|--|
| P >180 | 0 | |
| P <180 | 0 | |
| P Tot | 0 | |
| D >30 | 0 | |
| D <30 | 0 | |
| D Tot | 0 | |
| B >10 | 0 | |
| B <10 | 0 | |
| B Tot | 0 | |
| U >3 | 0 | |
| U <3 | 0 | |
| U Tot | 0 | |



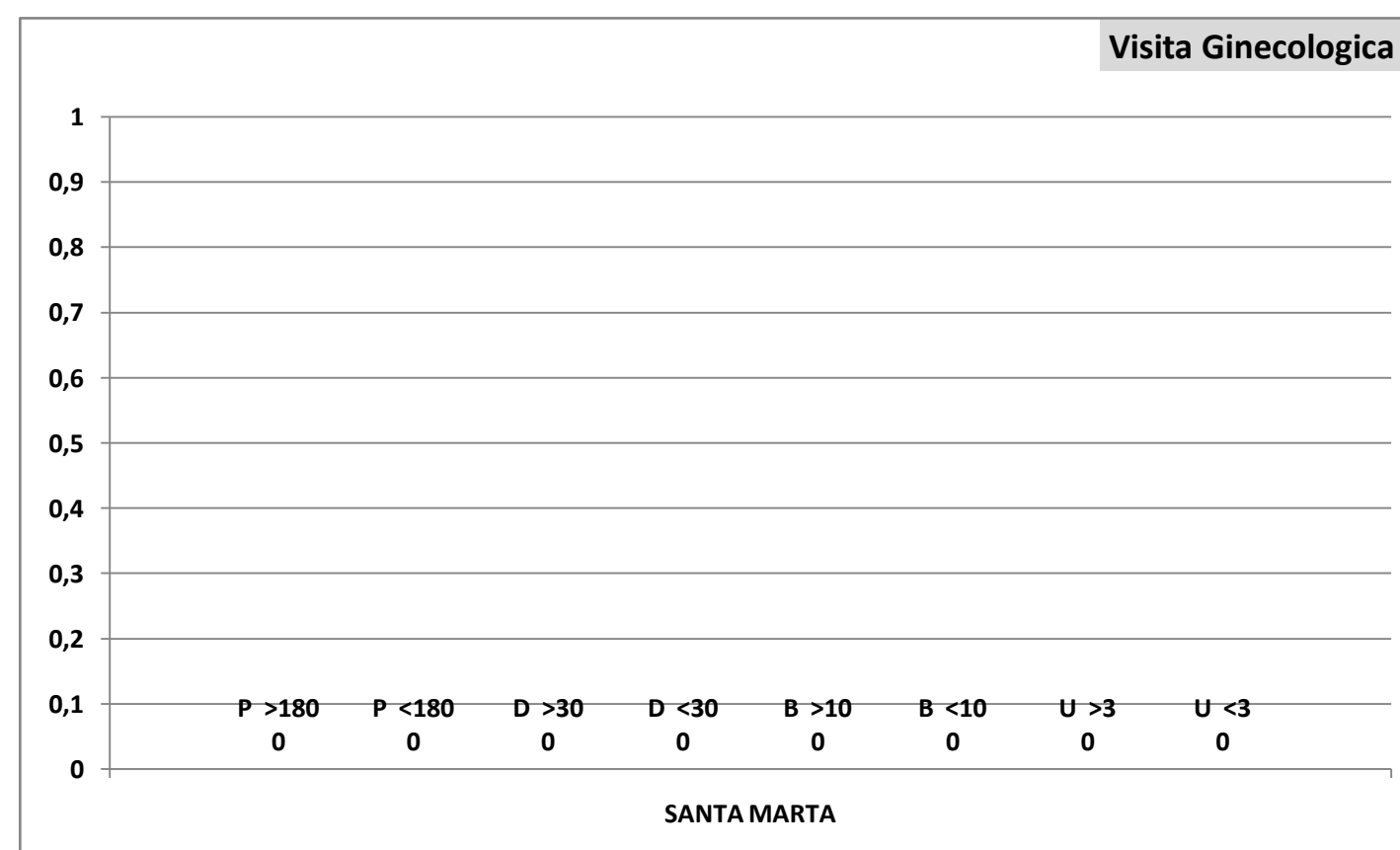
| SANTO BAMBINO | | |
|---------------|-----|--------|
| P >180 | 2 | 1,7 % |
| P <180 | 119 | 98,3 % |
| P Tot | 121 | |
| D >30 | 4 | 15,4 % |
| D <30 | 22 | 84,6 % |
| D Tot | 26 | |
| B >10 | 10 | 45,5 % |
| B <10 | 12 | 54,5 % |
| B Tot | 22 | |
| U >3 | 0 | |
| U <3 | 0 | |
| U Tot | 0 | |



| FERRAROTTO ALESSI | | |
|-------------------|---|--|
| P >180 | 0 | |
| P <180 | 0 | |
| P Tot | 0 | |
| D >30 | 0 | |
| D <30 | 0 | |
| D Tot | 0 | |
| B >10 | 0 | |
| B <10 | 0 | |
| B Tot | 0 | |
| U >3 | 0 | |
| U <3 | 0 | |
| U Tot | 0 | |



| SANTA MARTA | | |
|-------------|---|--|
| P >180 | 0 | |
| P <180 | 0 | |
| P Tot | 0 | |
| D >30 | 0 | |
| D <30 | 0 | |
| D Tot | 0 | |
| B >10 | 0 | |
| B <10 | 0 | |
| B Tot | 0 | |
| U >3 | 0 | |
| U <3 | 0 | |
| U Tot | 0 | |



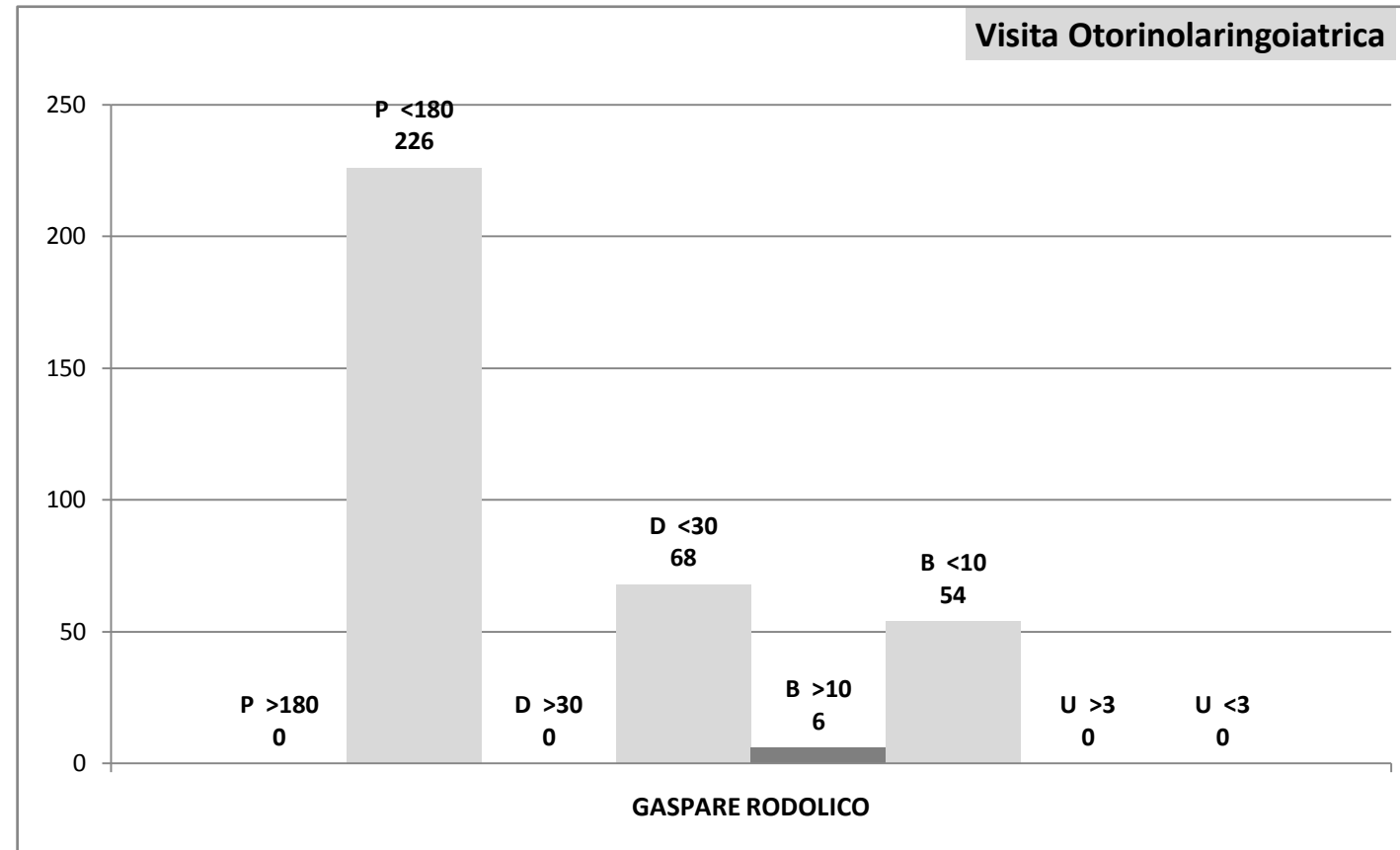
| | |
|-------------------|-----|
| Tot. P: | 142 |
| Tot. D: | 31 |
| Tot. B: | 28 |
| Tot. U: | 0 |
| Tot. Prestazioni: | 201 |
| Tot. P >180: | 18 |
| Tot. D >30: | 5 |
| Tot. B >10: | 10 |
| Tot. U >3: | 0 |
| Tot. fuori tempo: | 33 |
| Attesa media gg.: | 57 |
| Senza Biffatura: | 47 |

Il Responsabile del CUP – Aziendale
Dott. Maurilio DANZI

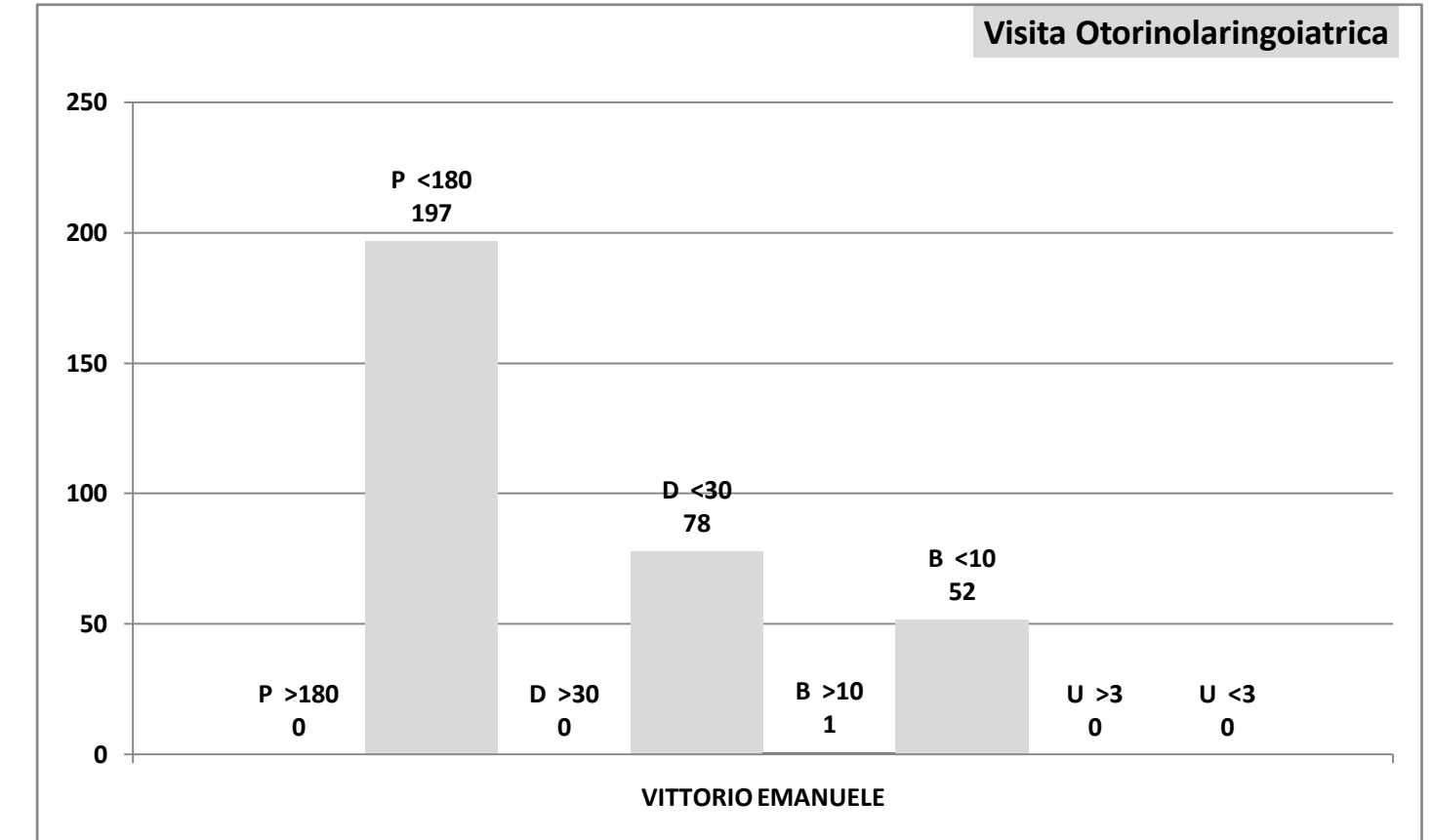
Rilevamento tempi d'attesa PRESTAZIONI CRITICHE, per codice priorità e per Presidi

ottobre/2014

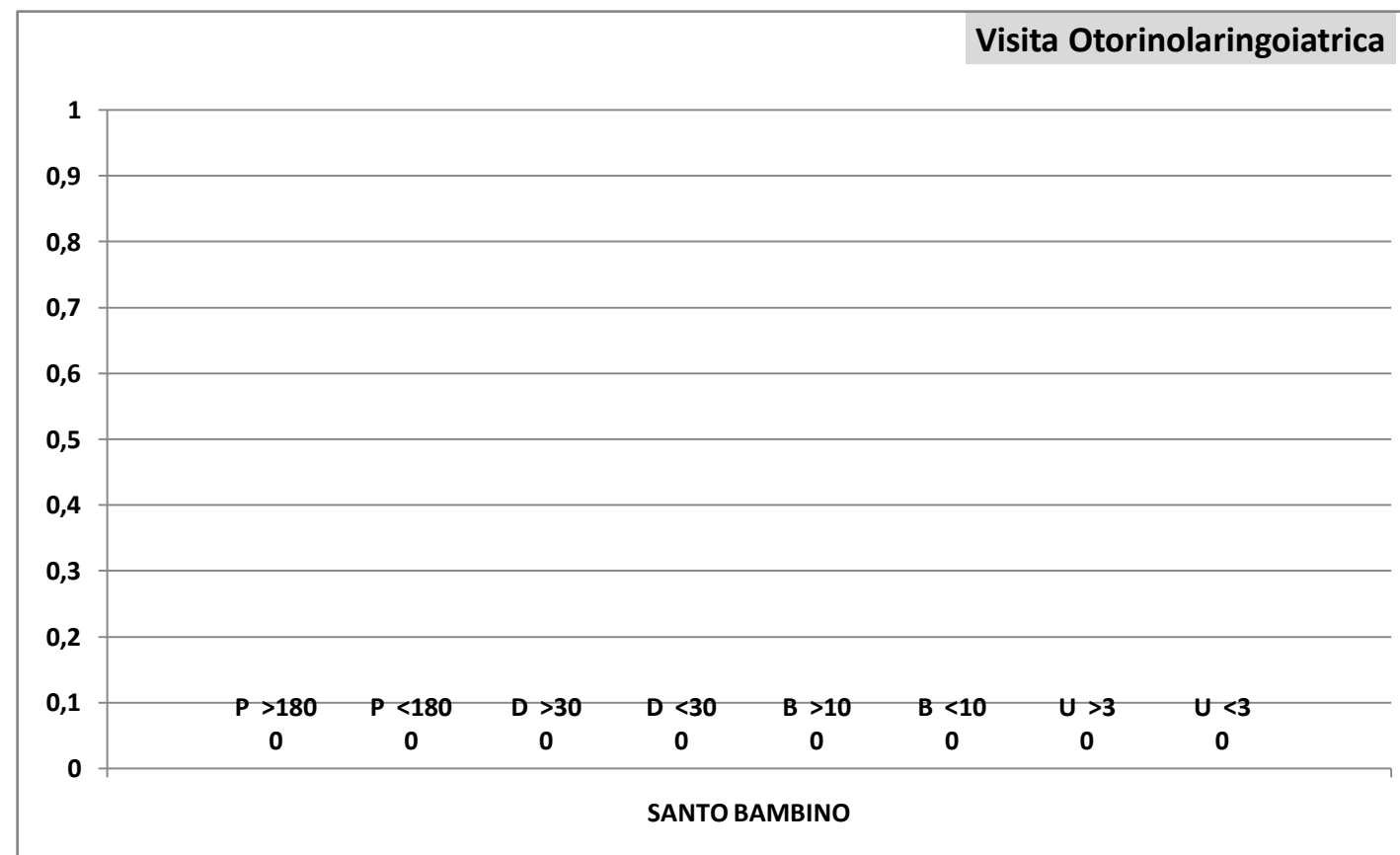
| GASPARE RODOLICO | | |
|------------------|-----|---------|
| P >180 | 0 | |
| P <180 | 226 | 100,0 % |
| P Tot | 226 | |
| D >30 | 0 | |
| D <30 | 68 | 100,0 % |
| D Tot | 68 | |
| B >10 | 6 | 10,0 % |
| B <10 | 54 | 90,0 % |
| B Tot | 60 | |
| U >3 | 0 | |
| U <3 | 0 | |
| U Tot | 0 | |



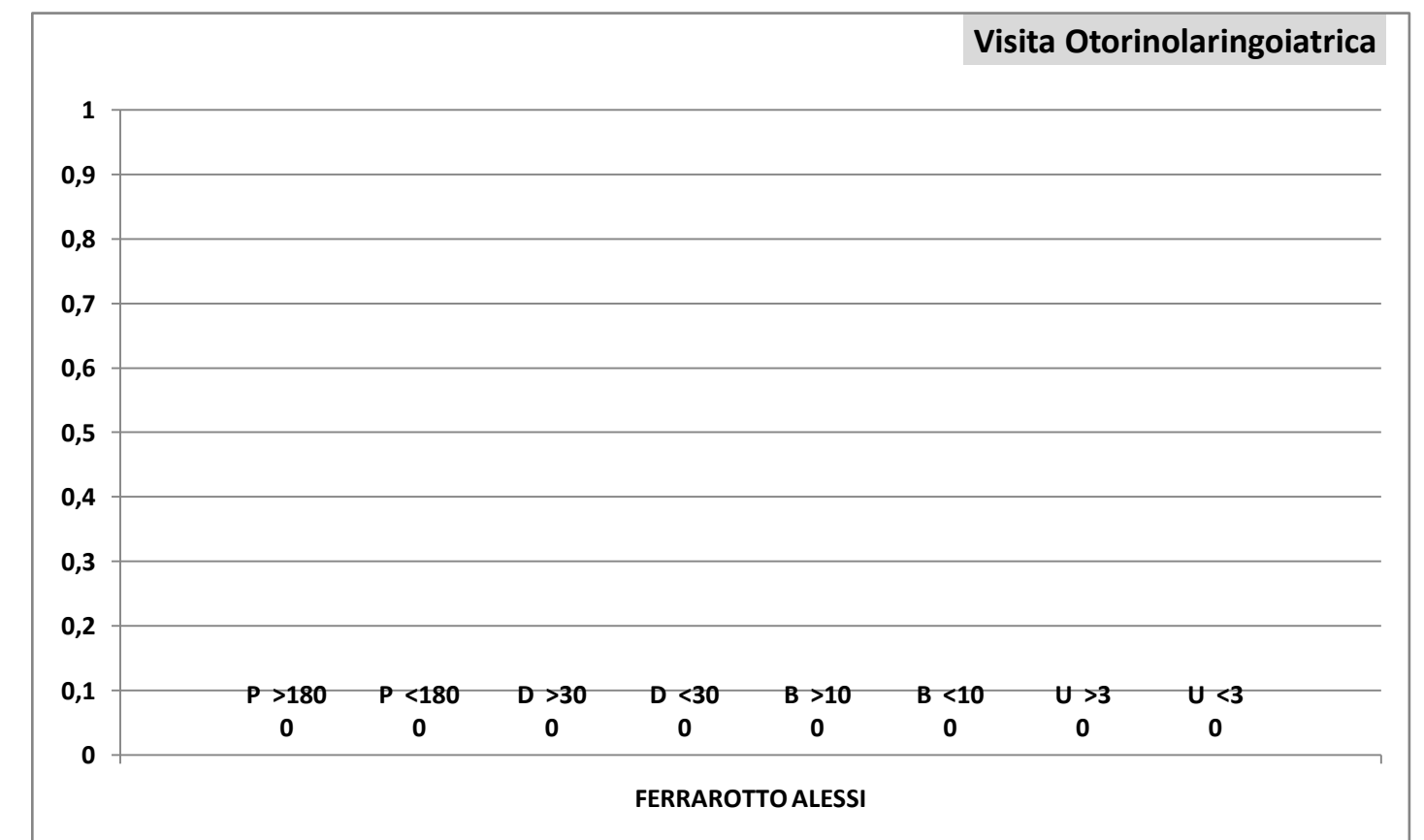
| VITTORIO EMANUELE | | |
|-------------------|-----|---------|
| P >180 | 0 | |
| P <180 | 197 | 100,0 % |
| P Tot | 197 | |
| D >30 | 0 | |
| D <30 | 78 | 100,0 % |
| D Tot | 78 | |
| B >10 | 1 | 1,9 % |
| B <10 | 52 | 98,1 % |
| B Tot | 53 | |
| U >3 | 0 | |
| U <3 | 0 | |
| U Tot | 0 | |



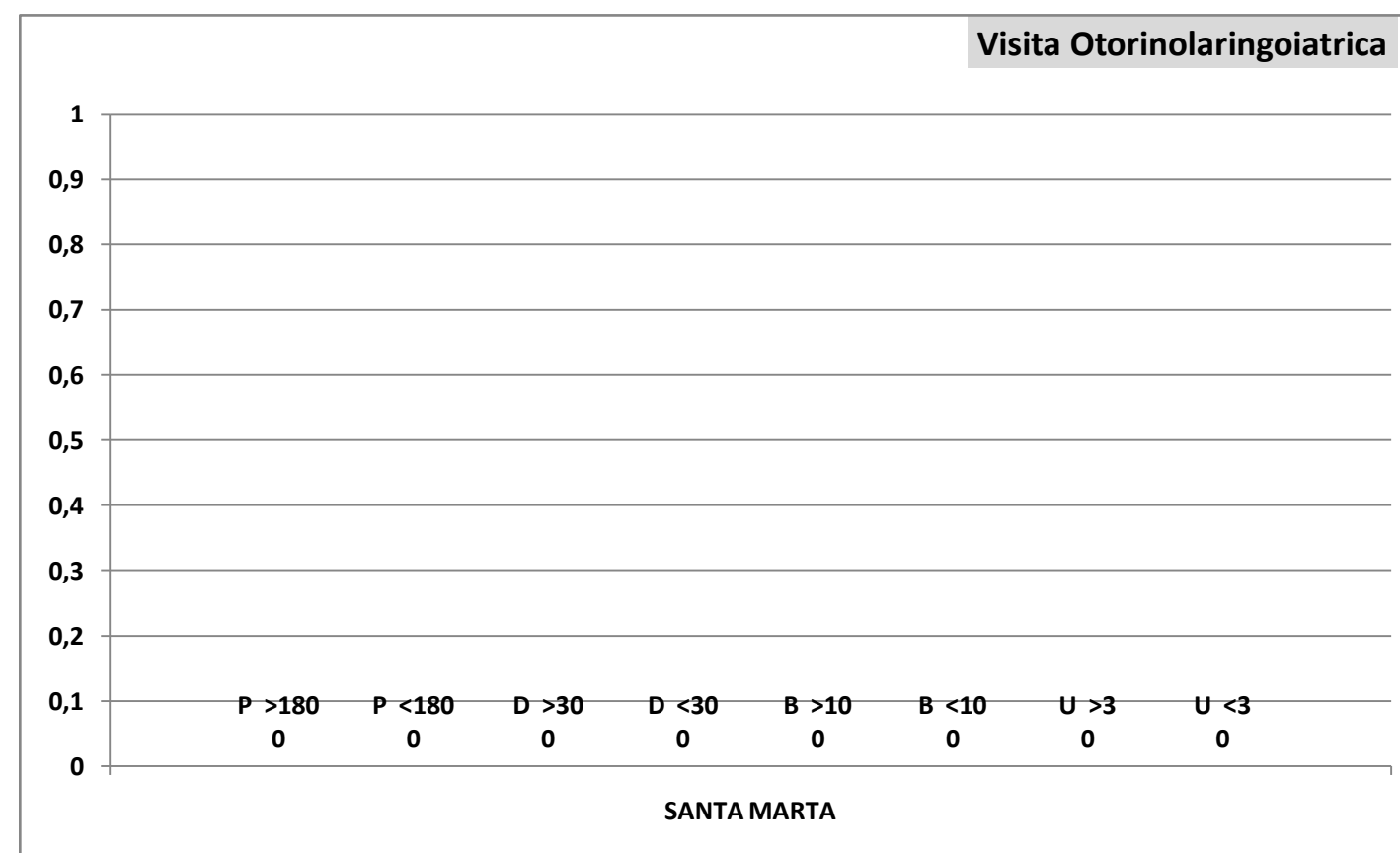
| SANTO BAMBINO | | |
|---------------|---|--|
| P >180 | 0 | |
| P <180 | 0 | |
| P Tot | 0 | |
| D >30 | 0 | |
| D <30 | 0 | |
| D Tot | 0 | |
| B >10 | 0 | |
| B <10 | 0 | |
| B Tot | 0 | |
| U >3 | 0 | |
| U <3 | 0 | |
| U Tot | 0 | |



| FERRAROTTO ALESSI | | |
|-------------------|---|--|
| P >180 | 0 | |
| P <180 | 0 | |
| P Tot | 0 | |
| D >30 | 0 | |
| D <30 | 0 | |
| D Tot | 0 | |
| B >10 | 0 | |
| B <10 | 0 | |
| B Tot | 0 | |
| U >3 | 0 | |
| U <3 | 0 | |
| U Tot | 0 | |



| SANTA MARTA | | |
|-------------|---|--|
| P >180 | 0 | |
| P <180 | 0 | |
| P Tot | 0 | |
| D >30 | 0 | |
| D <30 | 0 | |
| D Tot | 0 | |
| B >10 | 0 | |
| B <10 | 0 | |
| B Tot | 0 | |
| U >3 | 0 | |
| U <3 | 0 | |
| U Tot | 0 | |



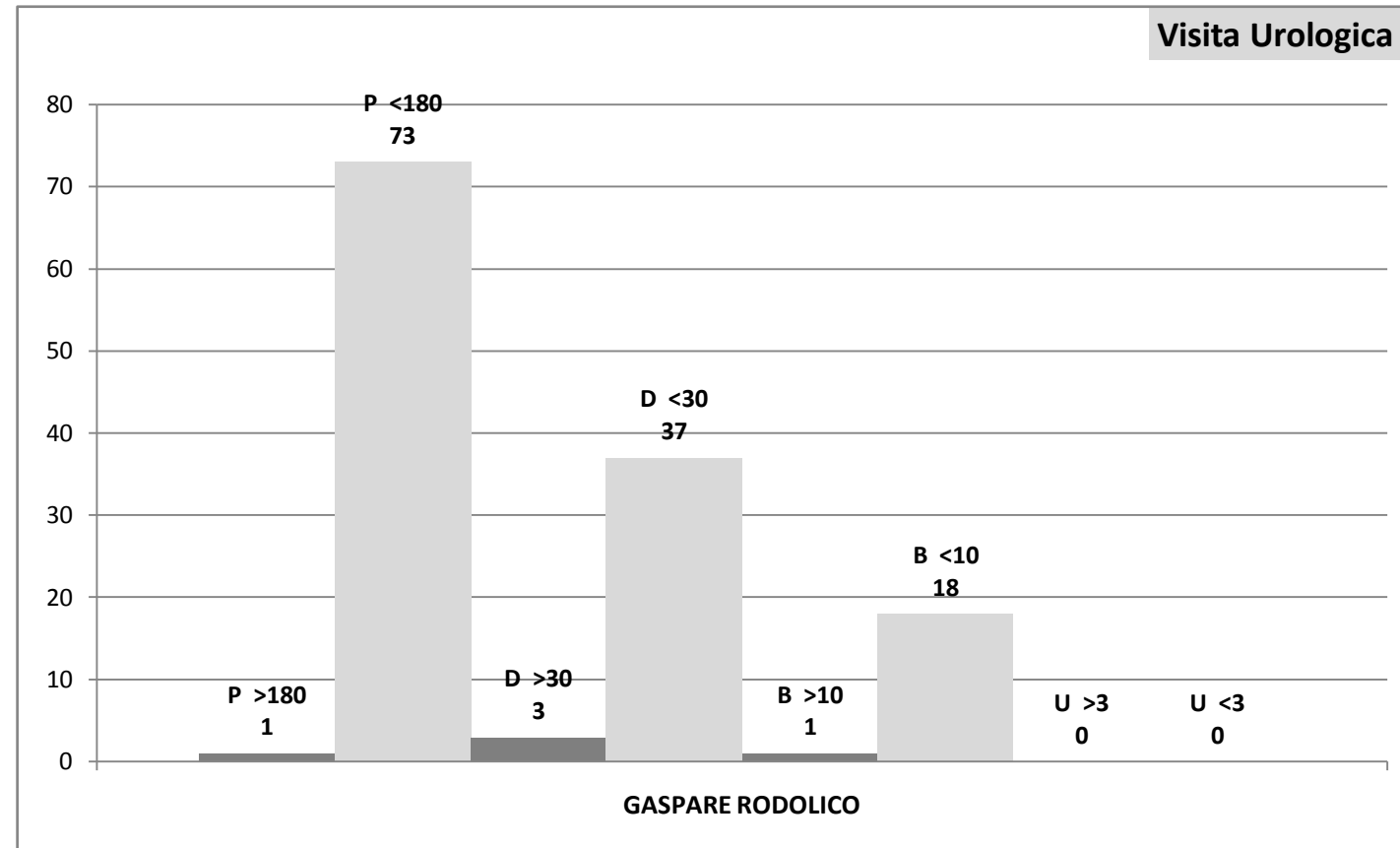
| | |
|-------------------|-----|
| Tot. P: | 423 |
| Tot. D: | 146 |
| Tot. B: | 113 |
| Tot. U: | 0 |
| Tot. Prestazioni: | 682 |
| Tot. P >180: | 0 |
| Tot. D >30: | 0 |
| Tot. B >10: | 7 |
| Tot. U >3: | 0 |
| Tot. fuori tempo: | 7 |
| Attesa media gg.: | 37 |
| Senza Biffatura: | 74 |

Il Responsabile del CUP – Aziendale
Dott. Maurilio DANZI

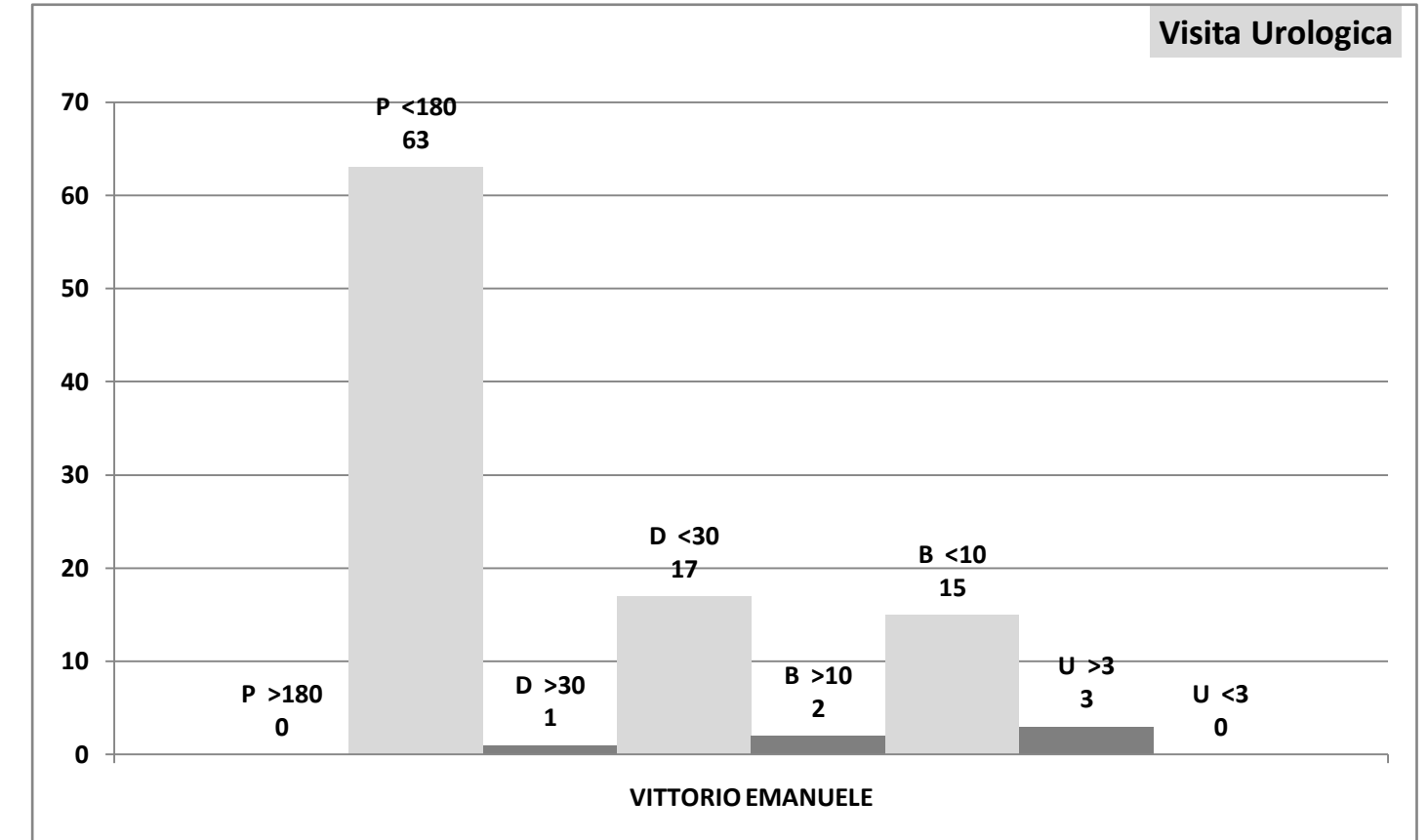
Rilevamento tempi d'attesa PRESTAZIONI CRITICHE, per codice priorità e per Presidi

ottobre/2014

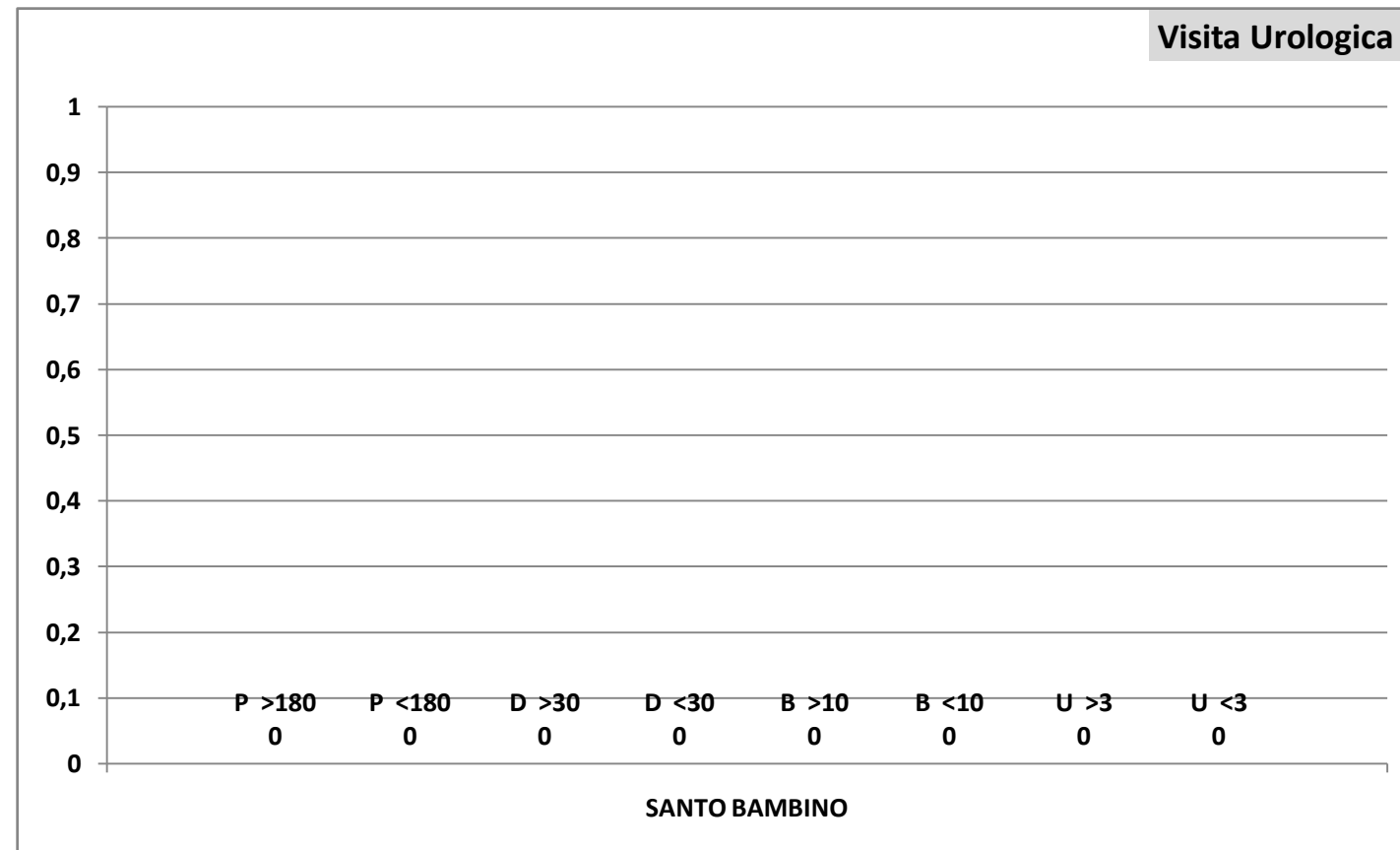
| GASPARE RODOLICO | | |
|------------------|----|--------|
| P >180 | 1 | 1,4 % |
| P <180 | 73 | 98,6 % |
| P Tot | 74 | |
| D >30 | 3 | 7,5 % |
| D <30 | 37 | 92,5 % |
| D Tot | 40 | |
| B >10 | 1 | 5,3 % |
| B <10 | 18 | 94,7 % |
| B Tot | 19 | |
| U >3 | 0 | |
| U <3 | 0 | |
| U Tot | 0 | |



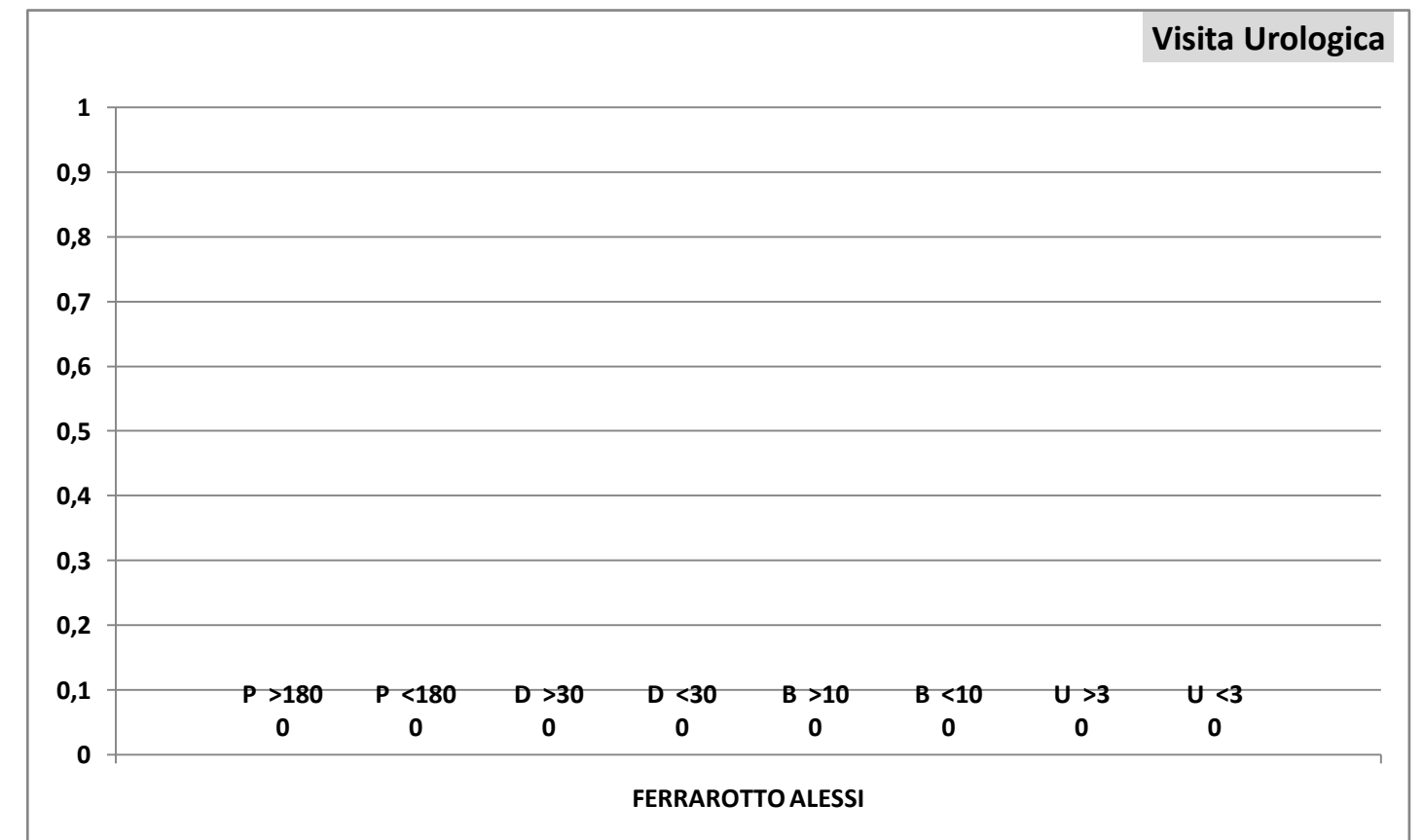
| VITTORIO EMANUELE | | |
|-------------------|----|---------|
| P >180 | 0 | |
| P <180 | 63 | 100,0 % |
| P Tot | 63 | |
| D >30 | 1 | 5,6 % |
| D <30 | 17 | 94,4 % |
| D Tot | 18 | |
| B >10 | 2 | 11,8 % |
| B <10 | 15 | 88,2 % |
| B Tot | 17 | |
| U >3 | 3 | 100,0 % |
| U <3 | 0 | |
| U Tot | 3 | |



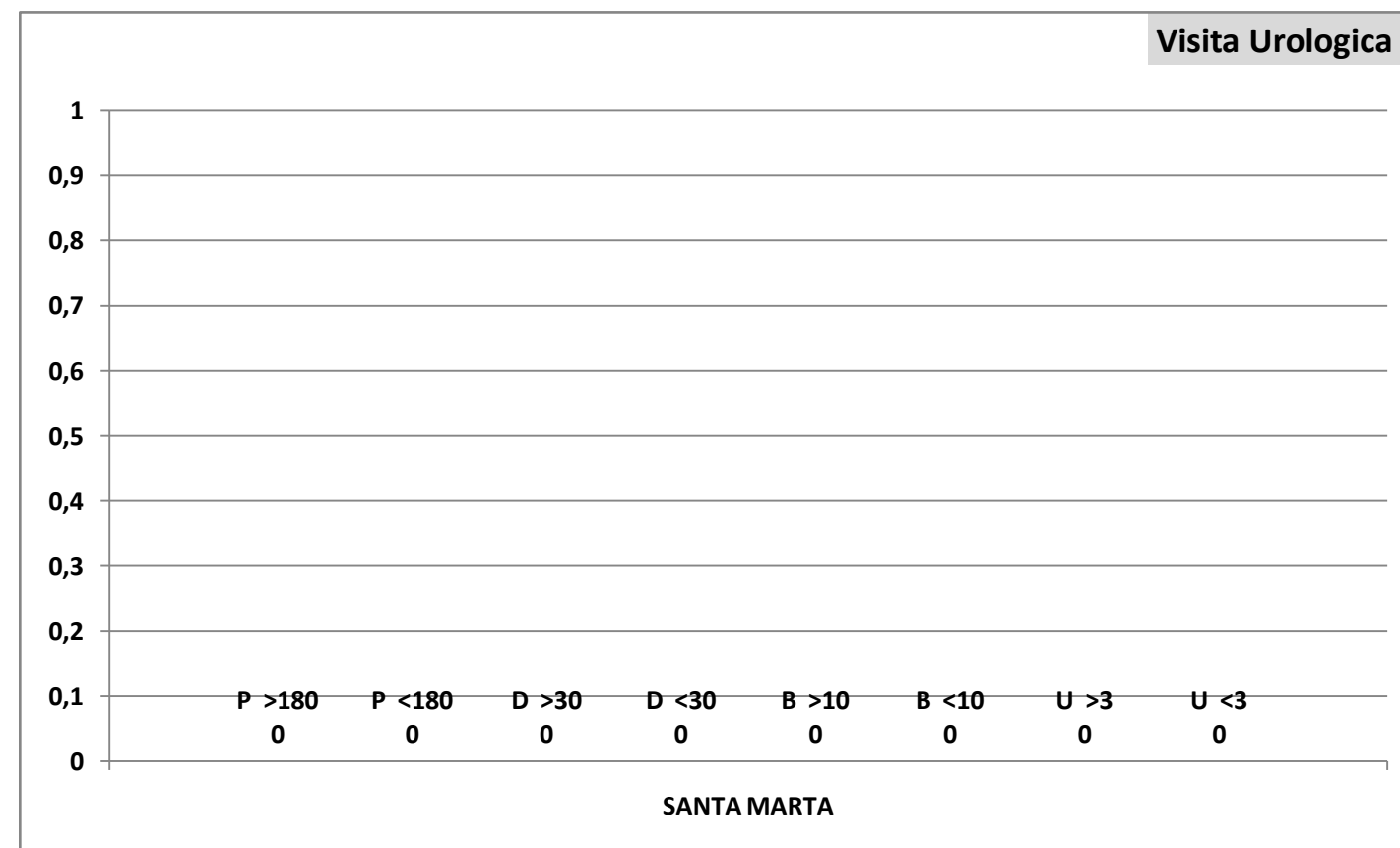
| SANTO BAMBINO | | |
|---------------|---|--|
| P >180 | 0 | |
| P <180 | 0 | |
| P Tot | 0 | |
| D >30 | 0 | |
| D <30 | 0 | |
| D Tot | 0 | |
| B >10 | 0 | |
| B <10 | 0 | |
| B Tot | 0 | |
| U >3 | 0 | |
| U <3 | 0 | |
| U Tot | 0 | |



| FERRAROTTO ALESSI | | |
|-------------------|---|--|
| P >180 | 0 | |
| P <180 | 0 | |
| P Tot | 0 | |
| D >30 | 0 | |
| D <30 | 0 | |
| D Tot | 0 | |
| B >10 | 0 | |
| B <10 | 0 | |
| B Tot | 0 | |
| U >3 | 0 | |
| U <3 | 0 | |
| U Tot | 0 | |



| SANTA MARTA | | |
|-------------|---|--|
| P >180 | 0 | |
| P <180 | 0 | |
| P Tot | 0 | |
| D >30 | 0 | |
| D <30 | 0 | |
| D Tot | 0 | |
| B >10 | 0 | |
| B <10 | 0 | |
| B Tot | 0 | |
| U >3 | 0 | |
| U <3 | 0 | |
| U Tot | 0 | |



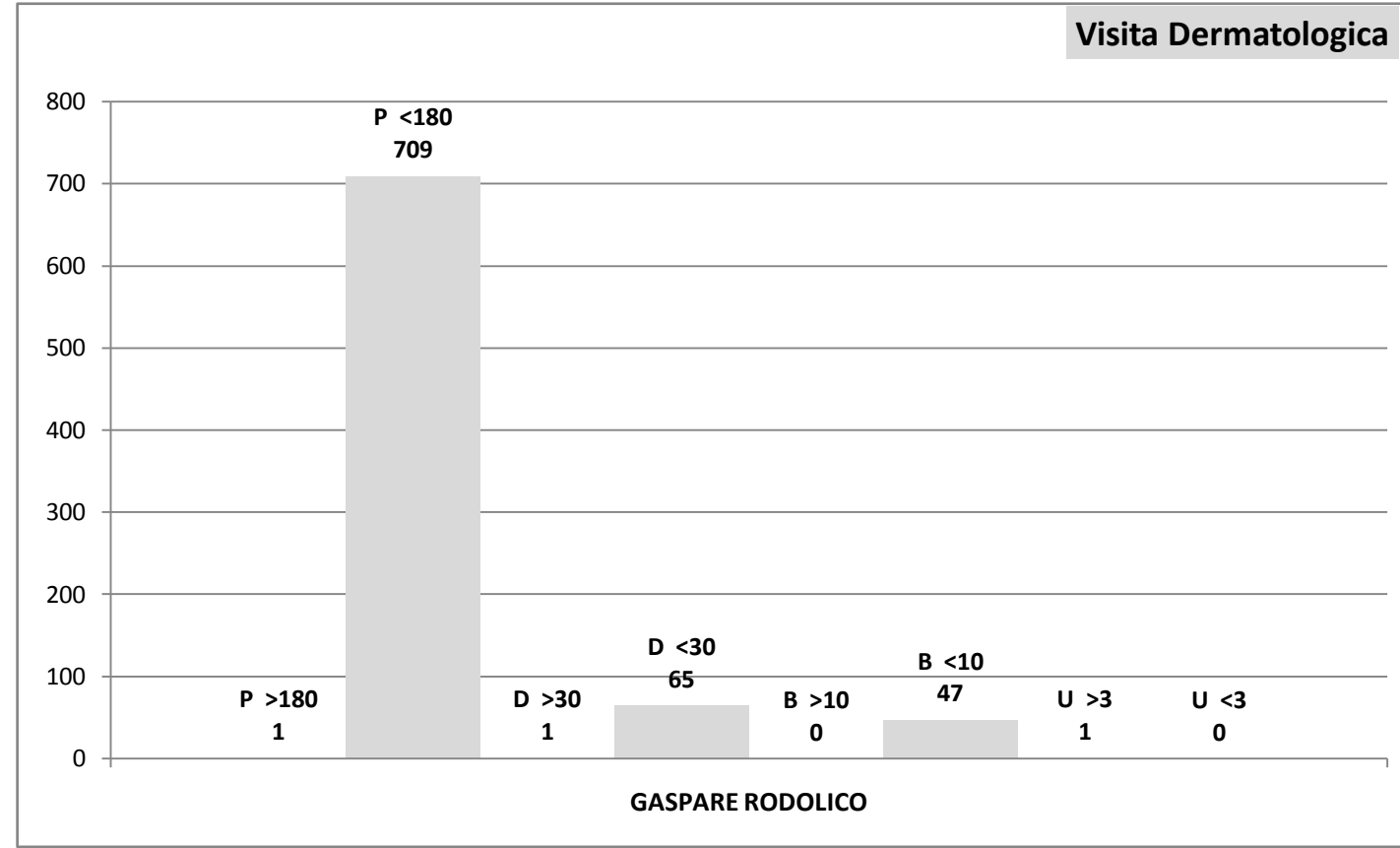
| | |
|-------------------|-----|
| Tot. P: | 137 |
| Tot. D: | 58 |
| Tot. B: | 36 |
| Tot. U: | 3 |
| Tot. Prestazioni: | 234 |
| Tot. P >180: | 1 |
| Tot. D >30: | 4 |
| Tot. B >10: | 3 |
| Tot. U >3: | 3 |
| Tot. fuori tempo: | 11 |
| Attesa media gg.: | 77 |
| Senza Biffatura: | 15 |

Il Responsabile del CUP – Aziendale
Dott. Maurilio DANZI

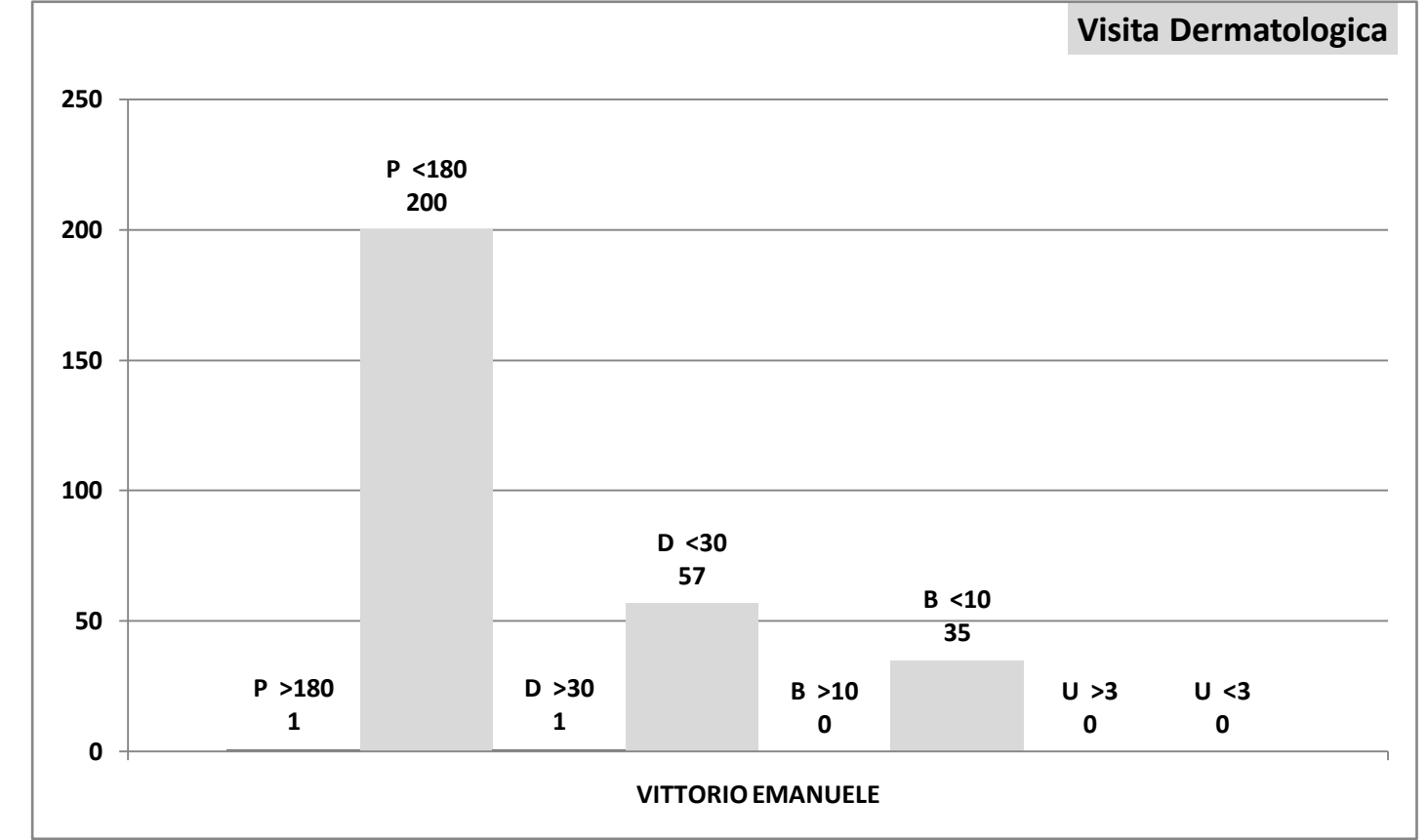
Rilevamento tempi d'attesa PRESTAZIONI CRITICHE, per codice priorità e per Presidi

ottobre/2014

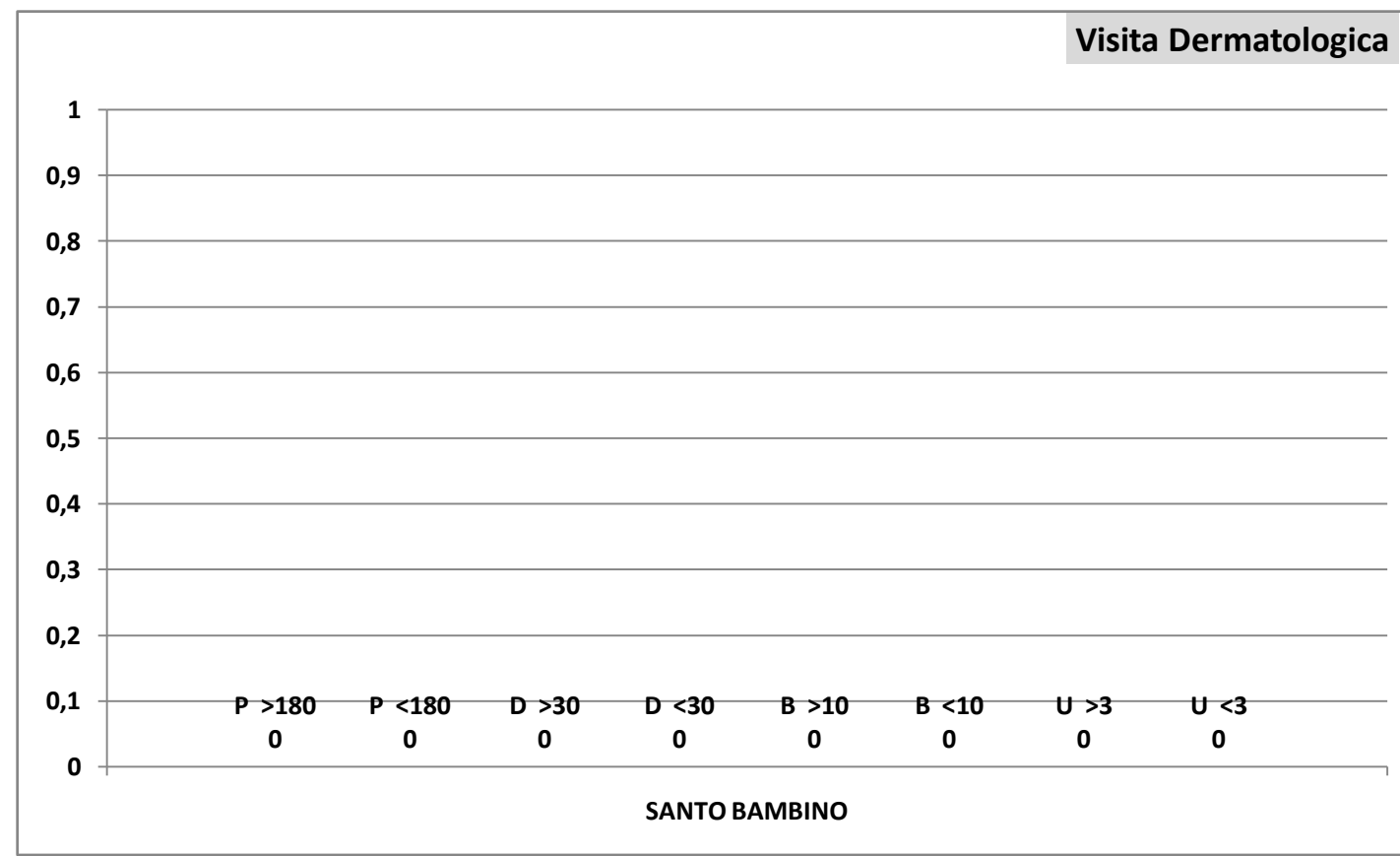
| GASPARE RODOLICO | | |
|------------------|-----|---------|
| P >180 | 1 | 0,1 % |
| P <180 | 709 | 99,9 % |
| P Tot | 710 | |
| D >30 | 1 | 1,5 % |
| D <30 | 65 | 98,5 % |
| D Tot | 66 | |
| B >10 | 0 | |
| B <10 | 47 | 100,0 % |
| B Tot | 47 | |
| U >3 | 1 | 100,0 % |
| U <3 | 0 | |
| U Tot | 1 | |



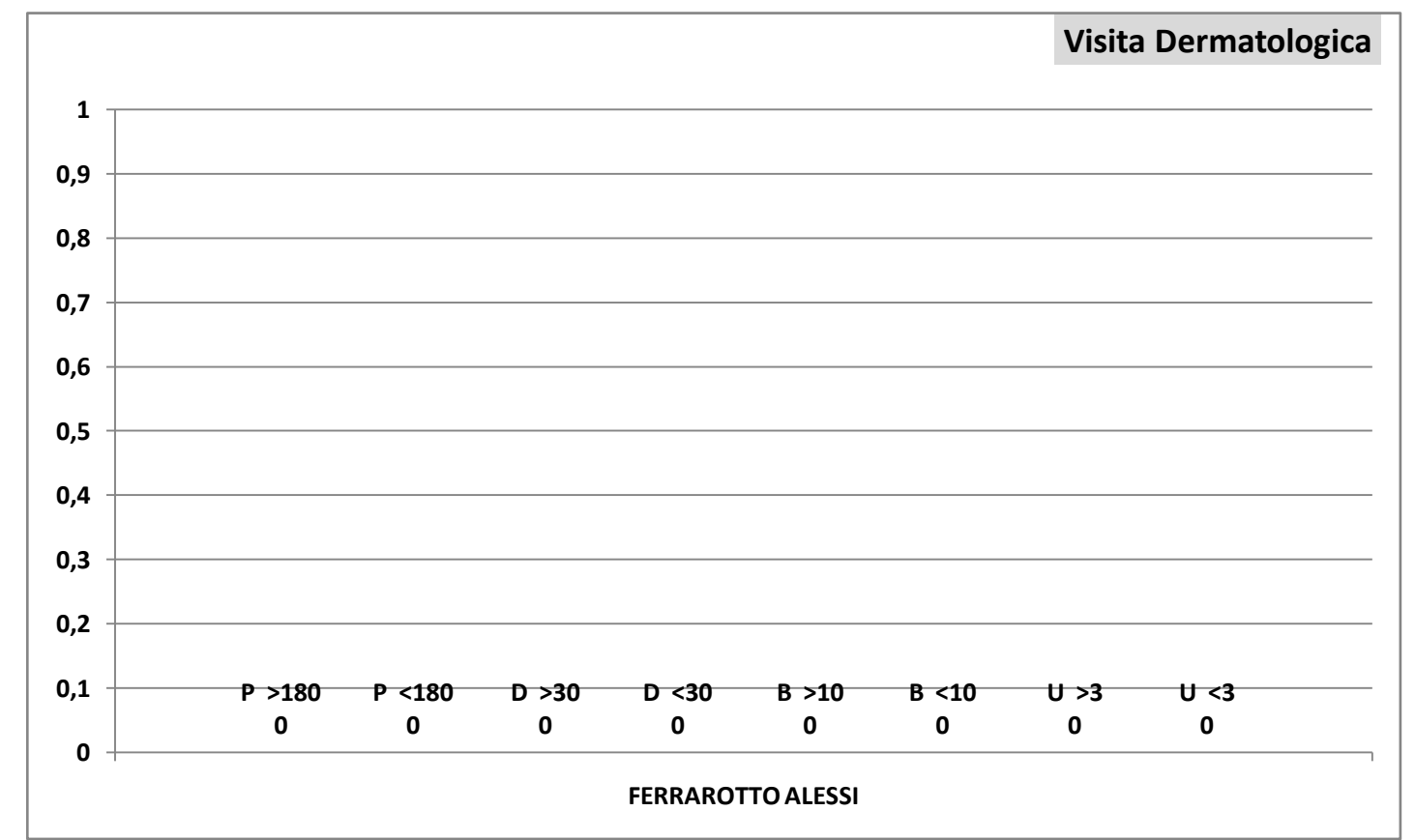
| VITTORIO EMANUELE | | |
|-------------------|-----|---------|
| P >180 | 1 | 0,5 % |
| P <180 | 200 | 99,5 % |
| P Tot | 201 | |
| D >30 | 1 | 1,7 % |
| D <30 | 57 | 98,3 % |
| D Tot | 58 | |
| B >10 | 0 | |
| B <10 | 35 | 100,0 % |
| B Tot | 35 | |
| U >3 | 0 | |
| U <3 | 0 | |
| U Tot | 0 | |



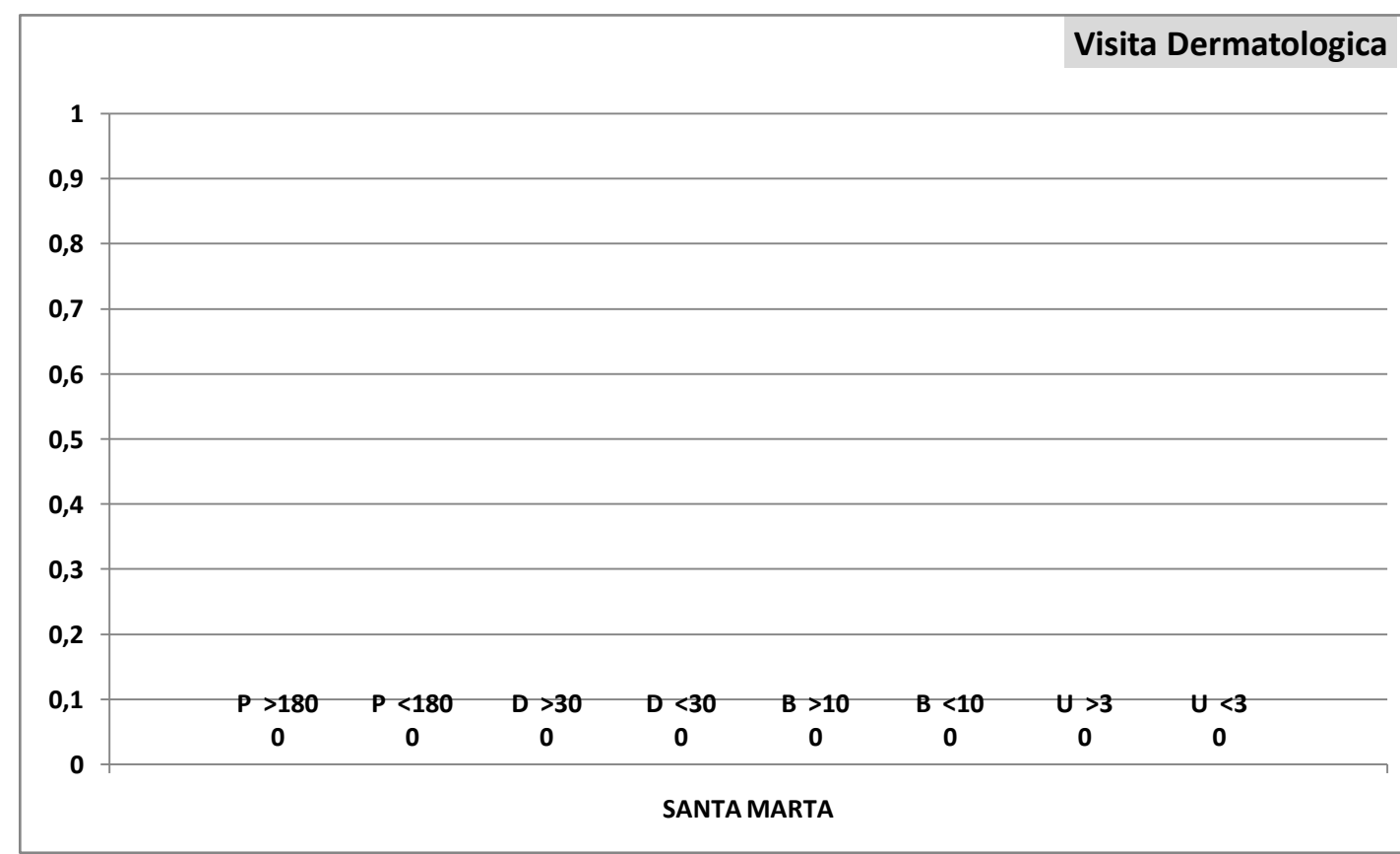
| SANTO BAMBINO | | |
|---------------|---|--|
| P >180 | 0 | |
| P <180 | 0 | |
| P Tot | 0 | |
| D >30 | 0 | |
| D <30 | 0 | |
| D Tot | 0 | |
| B >10 | 0 | |
| B <10 | 0 | |
| B Tot | 0 | |
| U >3 | 0 | |
| U <3 | 0 | |
| U Tot | 0 | |



| FERRAROTTO ALESSI | | |
|-------------------|---|--|
| P >180 | 0 | |
| P <180 | 0 | |
| P Tot | 0 | |
| D >30 | 0 | |
| D <30 | 0 | |
| D Tot | 0 | |
| B >10 | 0 | |
| B <10 | 0 | |
| B Tot | 0 | |
| U >3 | 0 | |
| U <3 | 0 | |
| U Tot | 0 | |



| SANTA MARTA | | |
|-------------|---|--|
| P >180 | 0 | |
| P <180 | 0 | |
| P Tot | 0 | |
| D >30 | 0 | |
| D <30 | 0 | |
| D Tot | 0 | |
| B >10 | 0 | |
| B <10 | 0 | |
| B Tot | 0 | |
| U >3 | 0 | |
| U <3 | 0 | |
| U Tot | 0 | |



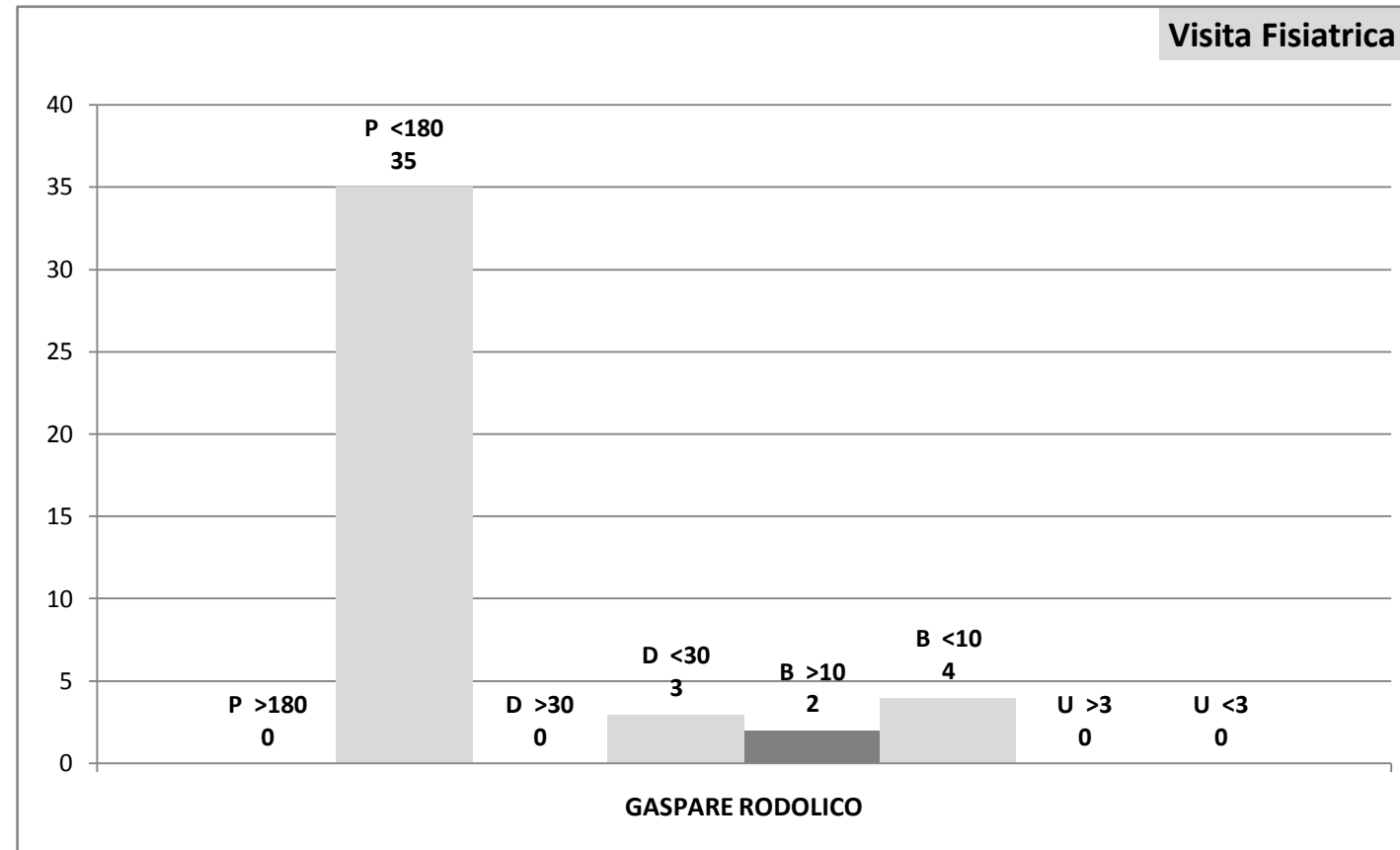
| | |
|-------------------|------|
| Tot. P: | 911 |
| Tot. D: | 124 |
| Tot. B: | 82 |
| Tot. U: | 1 |
| Tot. Prestazioni: | 1118 |
| Tot. P >180: | 2 |
| Tot. D >30: | 2 |
| Tot. B >10: | 0 |
| Tot. U >3: | 1 |
| Tot. fuori tempo: | 5 |
| Attesa media gg.: | 13 |
| Senza Biffatura: | 128 |

Il Responsabile del CUP – Aziendale
Dott. Maurilio DANZI

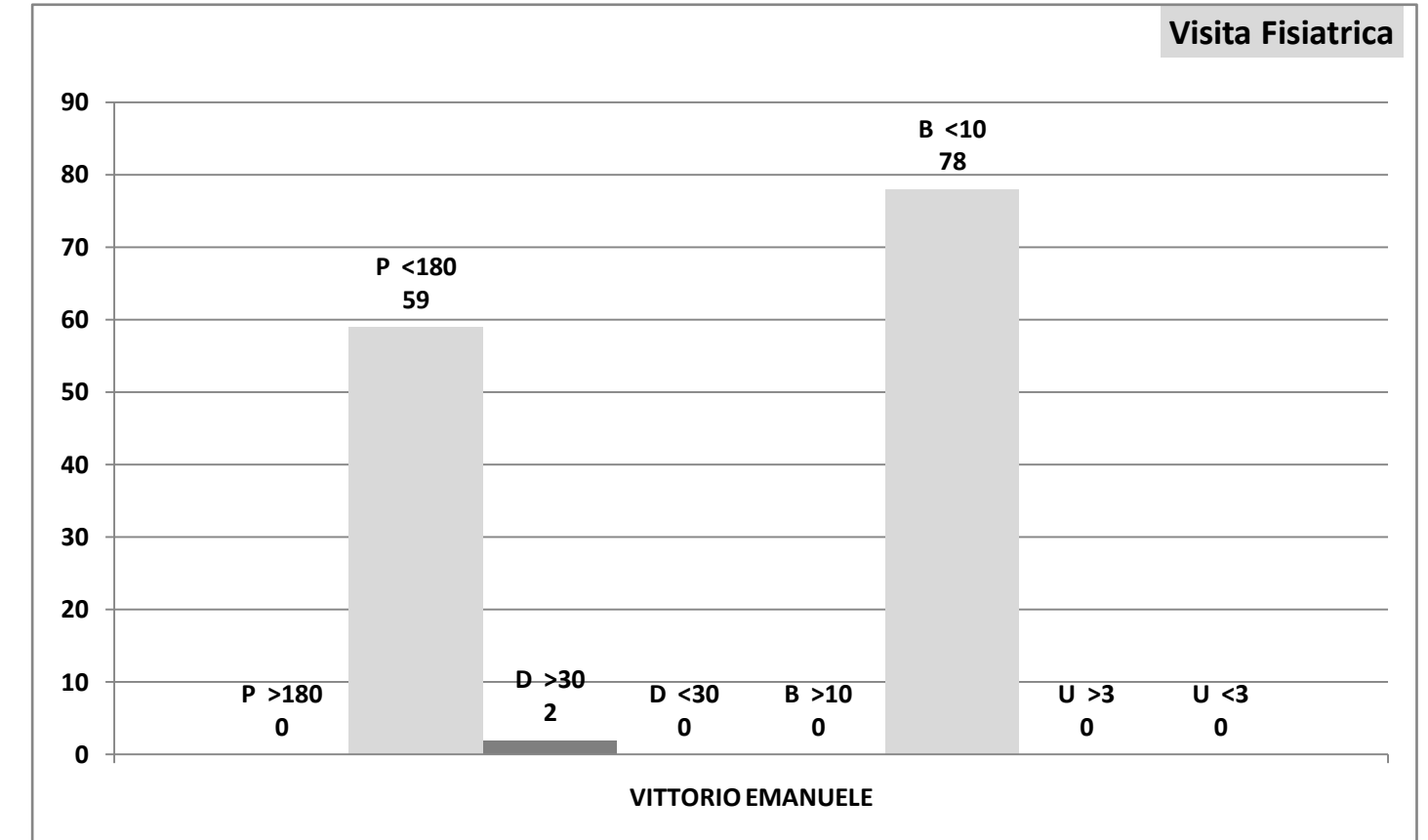
Rilevamento tempi d'attesa PRESTAZIONI CRITICHE, per codice priorità e per Presidi

ottobre/2014

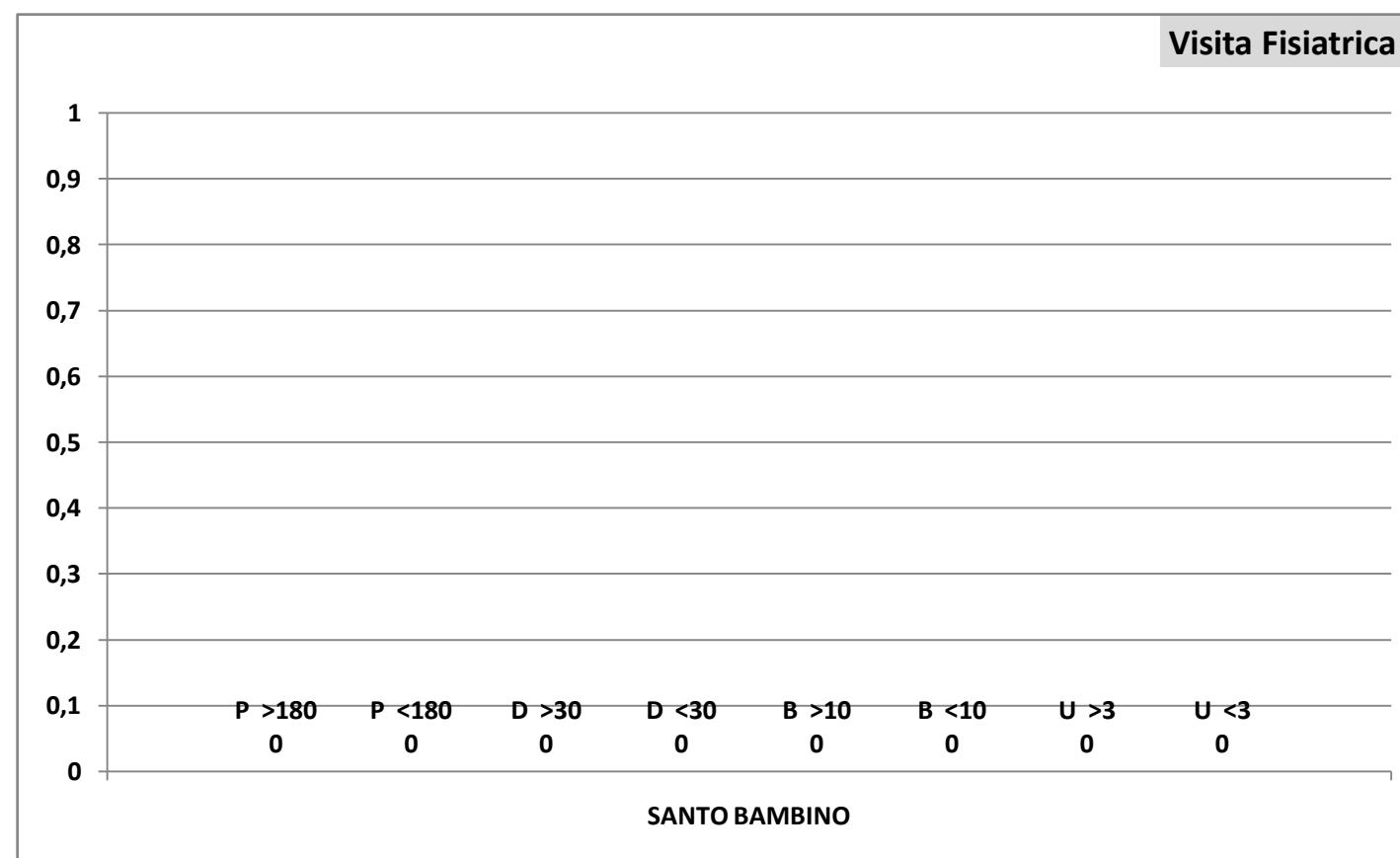
| GASPARE RODOLICO | | |
|------------------|----|---------|
| P >180 | 0 | |
| P <180 | 35 | 100,0 % |
| P Tot | 35 | |
| D >30 | 0 | |
| D <30 | 3 | 100,0 % |
| D Tot | 3 | |
| B >10 | 2 | 33,3 % |
| B <10 | 4 | 66,7 % |
| B Tot | 6 | |
| U >3 | 0 | |
| U <3 | 0 | |
| U Tot | 0 | |



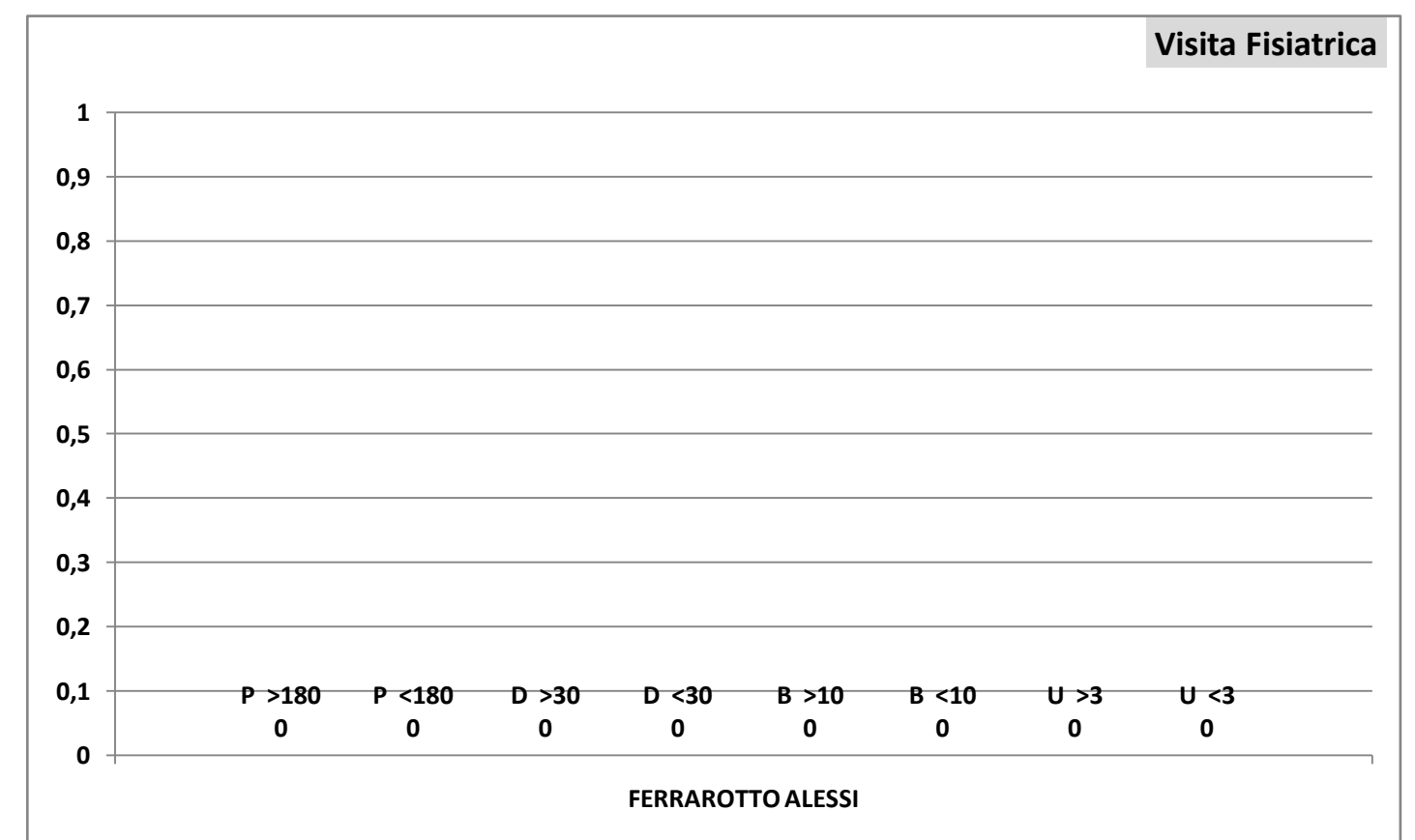
| VITTORIO EMANUELE | | |
|-------------------|----|---------|
| P >180 | 0 | |
| P <180 | 59 | 100,0 % |
| P Tot | 59 | |
| D >30 | 2 | 100,0 % |
| D <30 | 0 | |
| D Tot | 2 | |
| B >10 | 0 | |
| B <10 | 78 | 100,0 % |
| B Tot | 78 | |
| U >3 | 0 | |
| U <3 | 0 | |
| U Tot | 0 | |



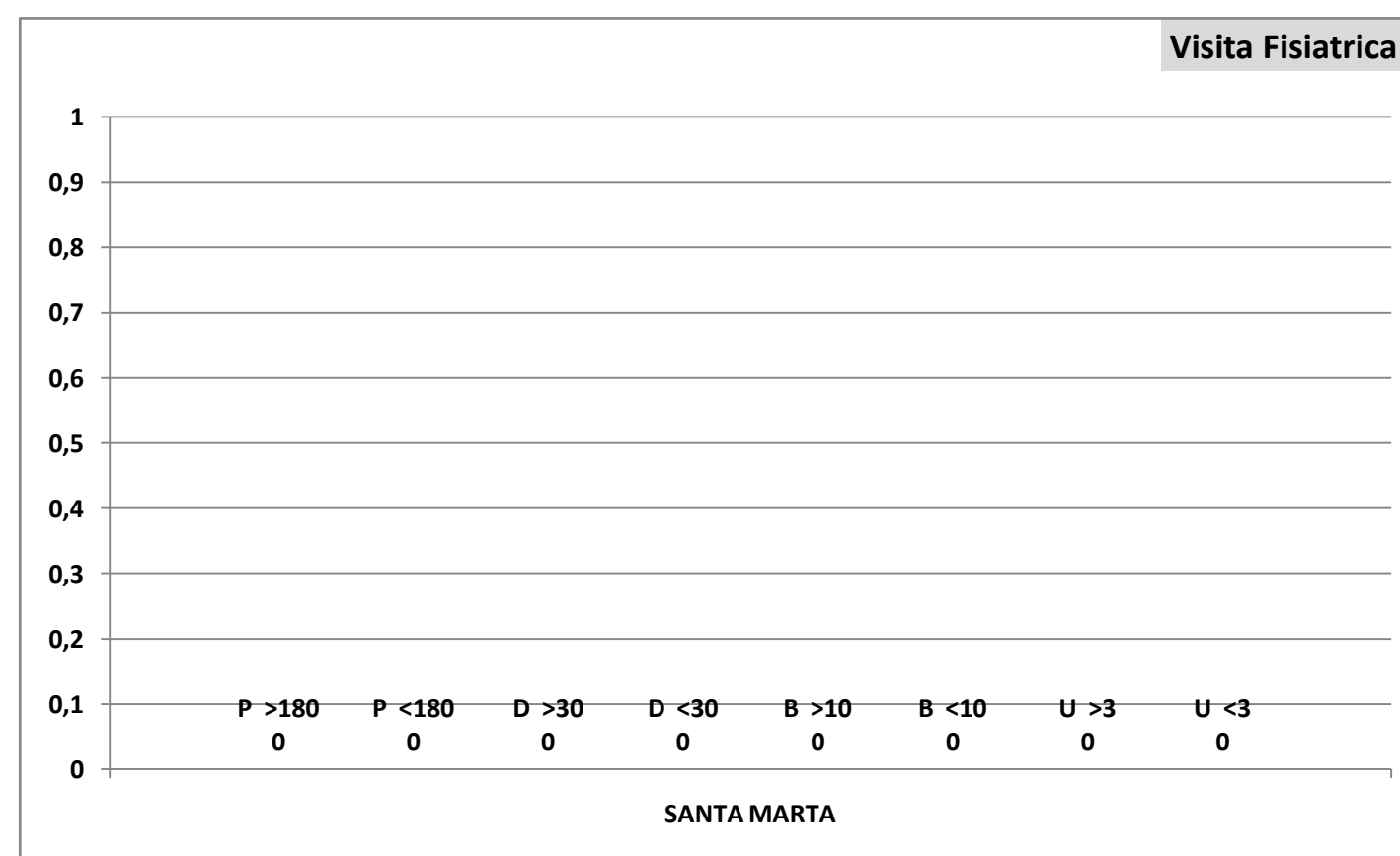
| SANTO BAMBINO | | |
|---------------|---|--|
| P >180 | 0 | |
| P <180 | 0 | |
| P Tot | 0 | |
| D >30 | 0 | |
| D <30 | 0 | |
| D Tot | 0 | |
| B >10 | 0 | |
| B <10 | 0 | |
| B Tot | 0 | |
| U >3 | 0 | |
| U <3 | 0 | |
| U Tot | 0 | |



| FERRAROTTO ALESSI | | |
|-------------------|---|--|
| P >180 | 0 | |
| P <180 | 0 | |
| P Tot | 0 | |
| D >30 | 0 | |
| D <30 | 0 | |
| D Tot | 0 | |
| B >10 | 0 | |
| B <10 | 0 | |
| B Tot | 0 | |
| U >3 | 0 | |
| U <3 | 0 | |
| U Tot | 0 | |



| SANTA MARTA | | |
|-------------|---|--|
| P >180 | 0 | |
| P <180 | 0 | |
| P Tot | 0 | |
| D >30 | 0 | |
| D <30 | 0 | |
| D Tot | 0 | |
| B >10 | 0 | |
| B <10 | 0 | |
| B Tot | 0 | |
| U >3 | 0 | |
| U <3 | 0 | |
| U Tot | 0 | |



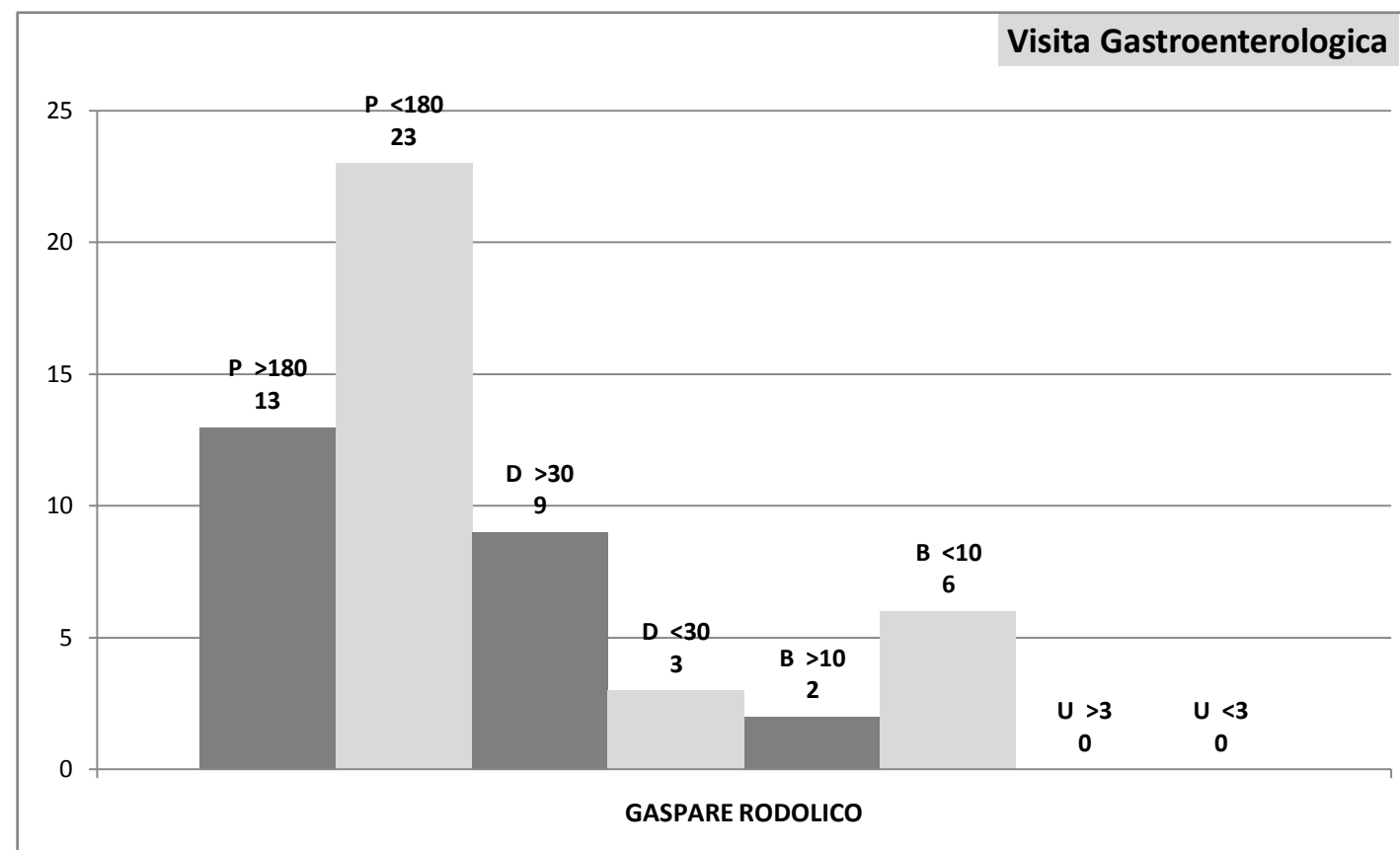
| | |
|-------------------|-----|
| Tot. P: | 94 |
| Tot. D: | 5 |
| Tot. B: | 84 |
| Tot. U: | 0 |
| Tot. Prestazioni: | 183 |
| Tot. P >180: | 0 |
| Tot. D >30: | 2 |
| Tot. B >10: | 2 |
| Tot. U >3: | 0 |
| Tot. fuori tempo: | 4 |
| Attesa media gg.: | 12 |
| Senza Biffatura: | 22 |

Il Responsabile del CUP – Aziendale
Dott. Maurilio DANZI

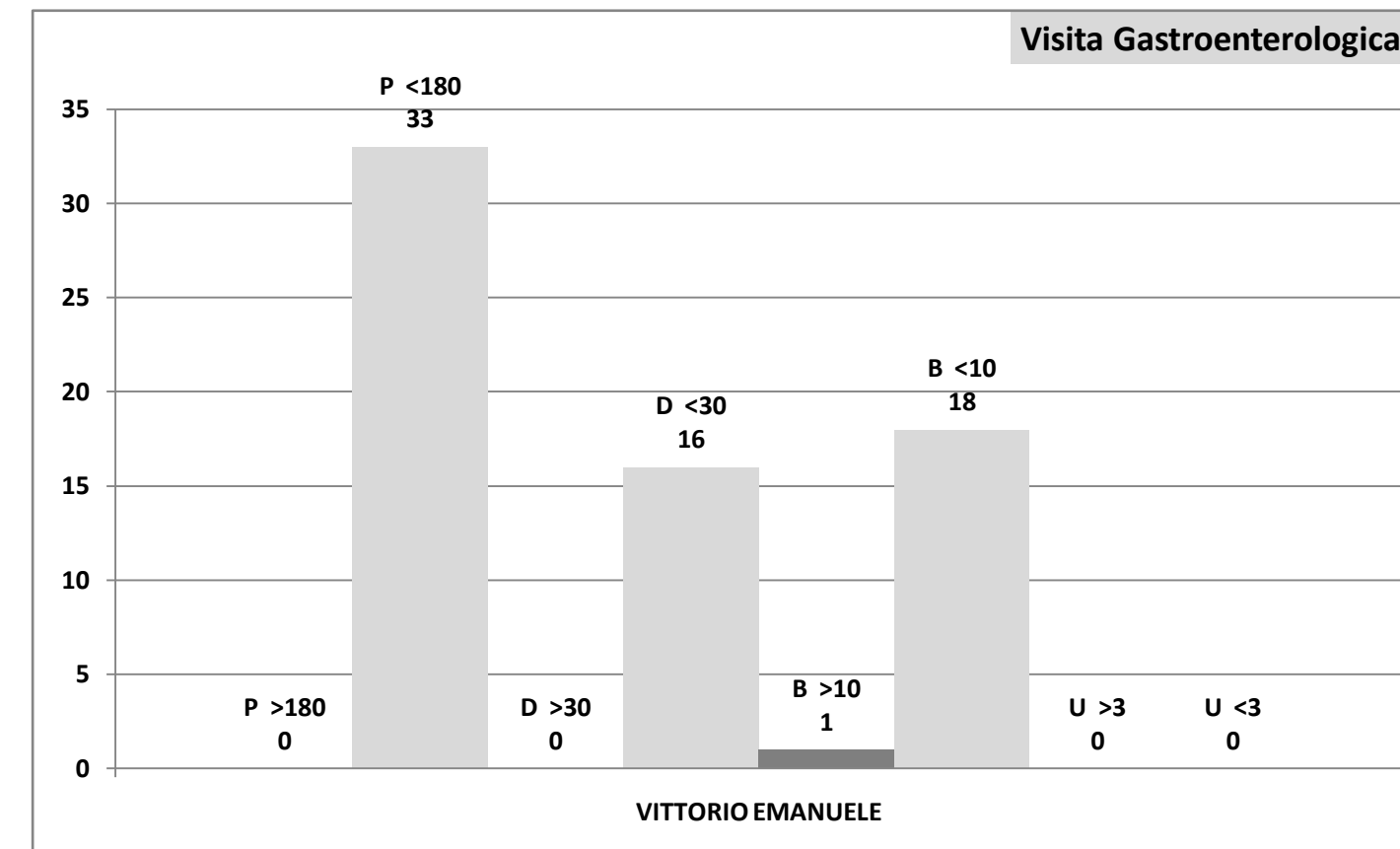
Rilevamento tempi d'attesa PRESTAZIONI CRITICHE, per codice priorità e per Presidi

ottobre/2014

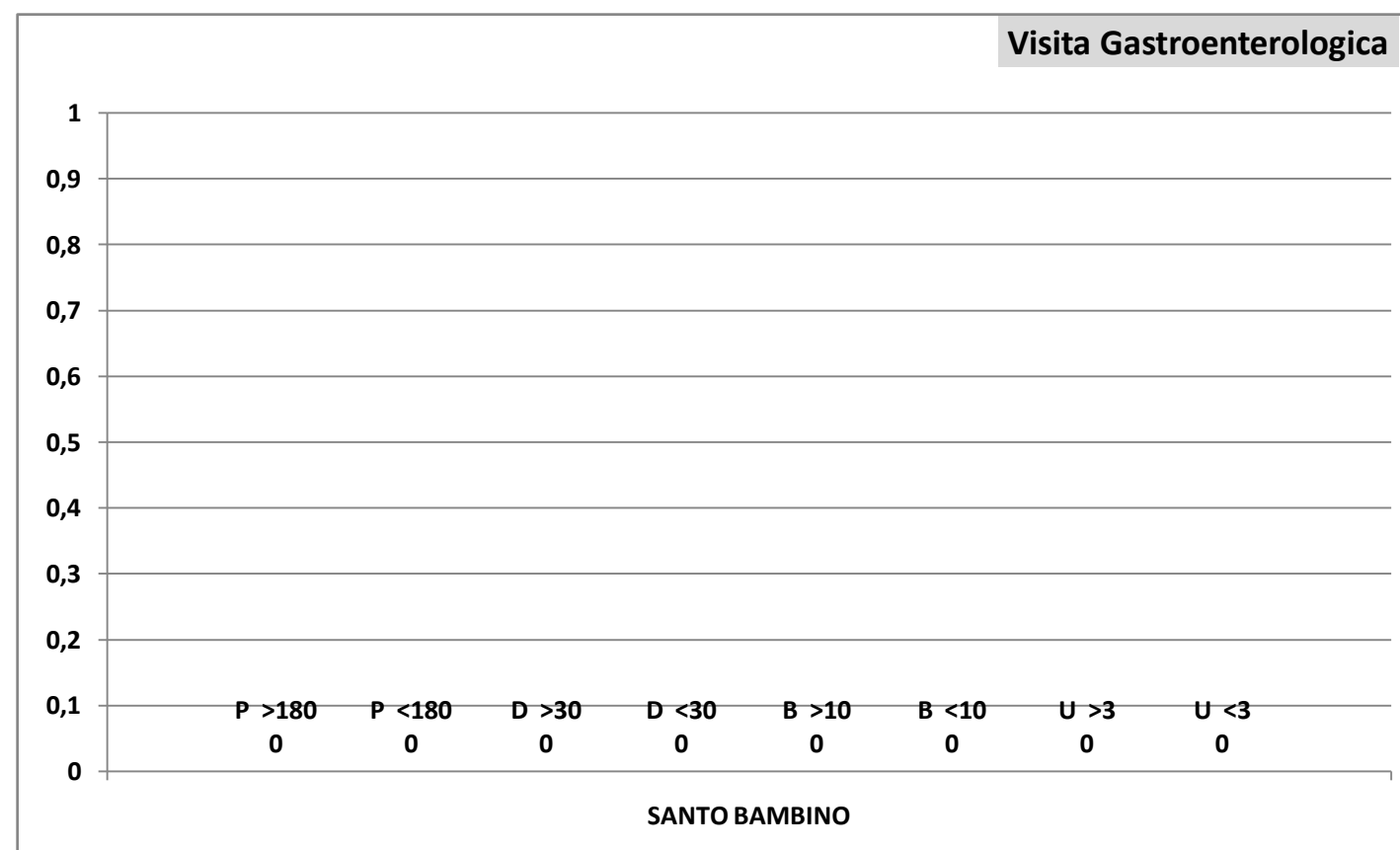
| GASPARE RODOLICO | | |
|------------------|----|--------|
| P >180 | 13 | 36,1 % |
| P <180 | 23 | 63,9 % |
| P Tot | 36 | |
| D >30 | 9 | 75,0 % |
| D <30 | 3 | 25,0 % |
| D Tot | 12 | |
| B >10 | 2 | 25,0 % |
| B <10 | 6 | 75,0 % |
| B Tot | 8 | |
| U >3 | 0 | |
| U <3 | 0 | |
| U Tot | 0 | |



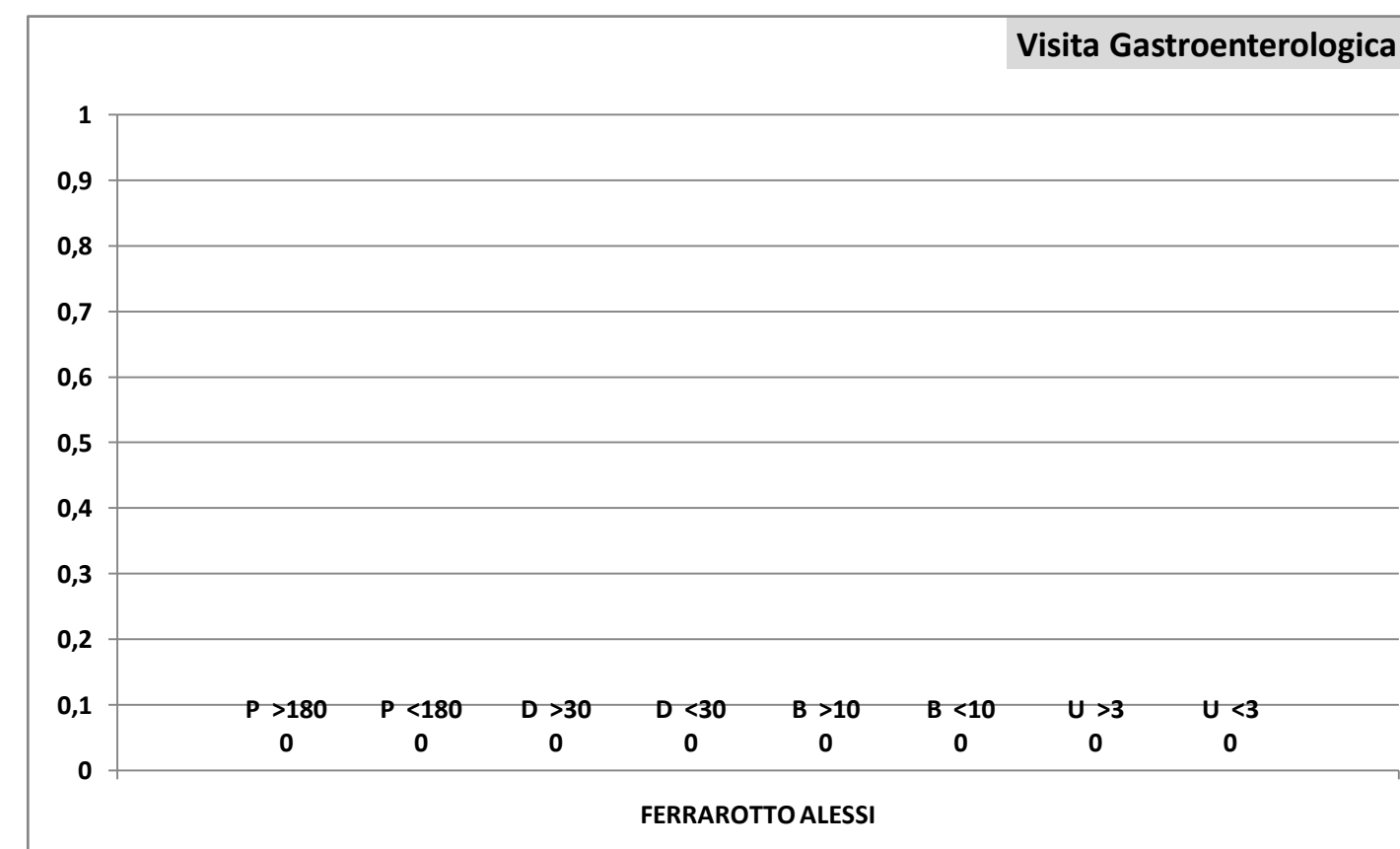
| VITTORIO EMANUELE | | |
|-------------------|----|---------|
| P >180 | 0 | |
| P <180 | 33 | 100,0 % |
| P Tot | 33 | |
| D >30 | 0 | |
| D <30 | 16 | 100,0 % |
| D Tot | 16 | |
| B >10 | 1 | 5,3 % |
| B <10 | 18 | 94,7 % |
| B Tot | 19 | |
| U >3 | 0 | |
| U <3 | 0 | |
| U Tot | 0 | |



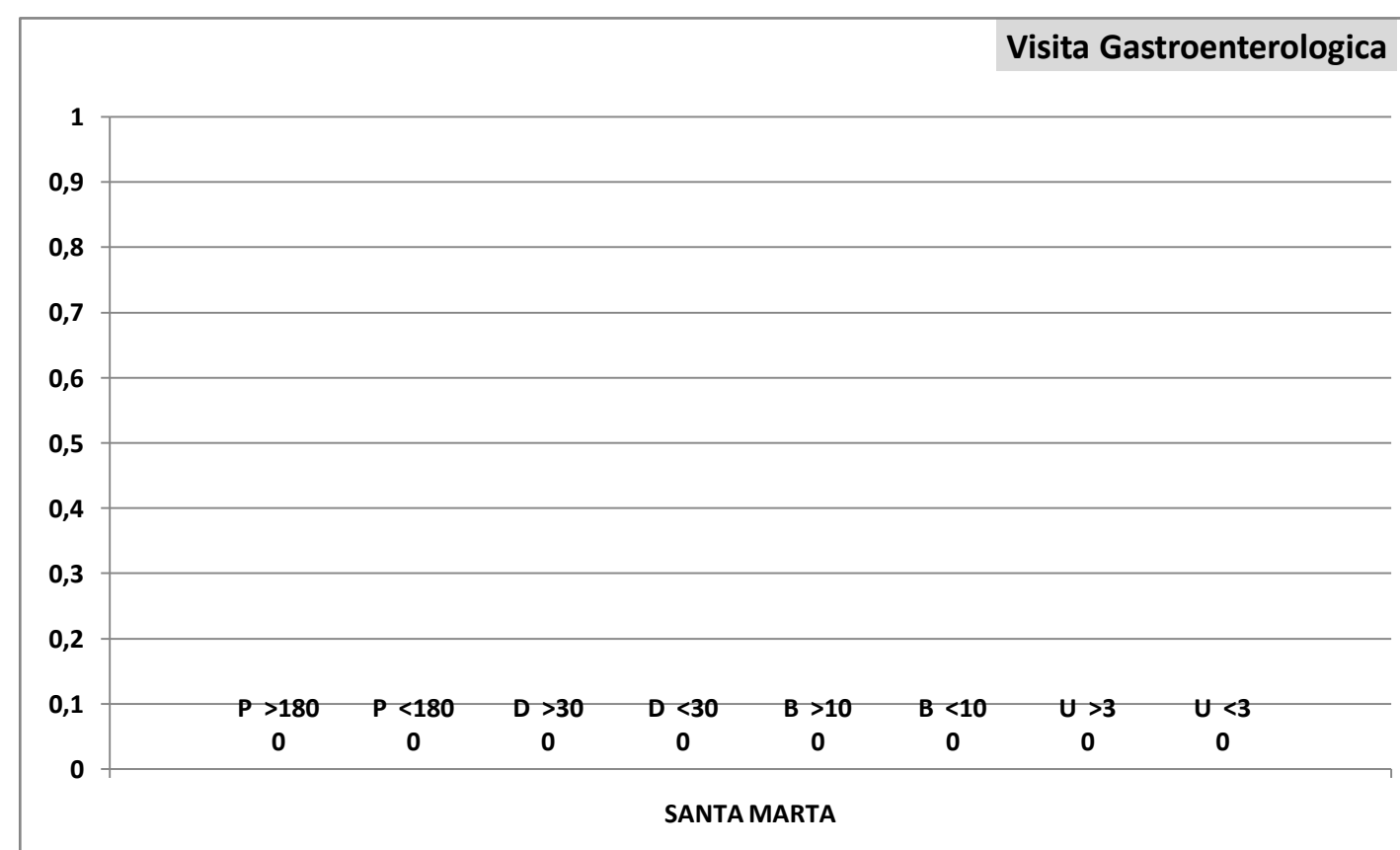
| SANTO BAMBINO | | |
|---------------|---|--|
| P >180 | 0 | |
| P <180 | 0 | |
| P Tot | 0 | |
| D >30 | 0 | |
| D <30 | 0 | |
| D Tot | 0 | |
| B >10 | 0 | |
| B <10 | 0 | |
| B Tot | 0 | |
| U >3 | 0 | |
| U <3 | 0 | |
| U Tot | 0 | |



| FERRAROTTO ALESSI | | |
|-------------------|---|--|
| P >180 | 0 | |
| P <180 | 0 | |
| P Tot | 0 | |
| D >30 | 0 | |
| D <30 | 0 | |
| D Tot | 0 | |
| B >10 | 0 | |
| B <10 | 0 | |
| B Tot | 0 | |
| U >3 | 0 | |
| U <3 | 0 | |
| U Tot | 0 | |



| SANTA MARTA | | |
|-------------|---|--|
| P >180 | 0 | |
| P <180 | 0 | |
| P Tot | 0 | |
| D >30 | 0 | |
| D <30 | 0 | |
| D Tot | 0 | |
| B >10 | 0 | |
| B <10 | 0 | |
| B Tot | 0 | |
| U >3 | 0 | |
| U <3 | 0 | |
| U Tot | 0 | |



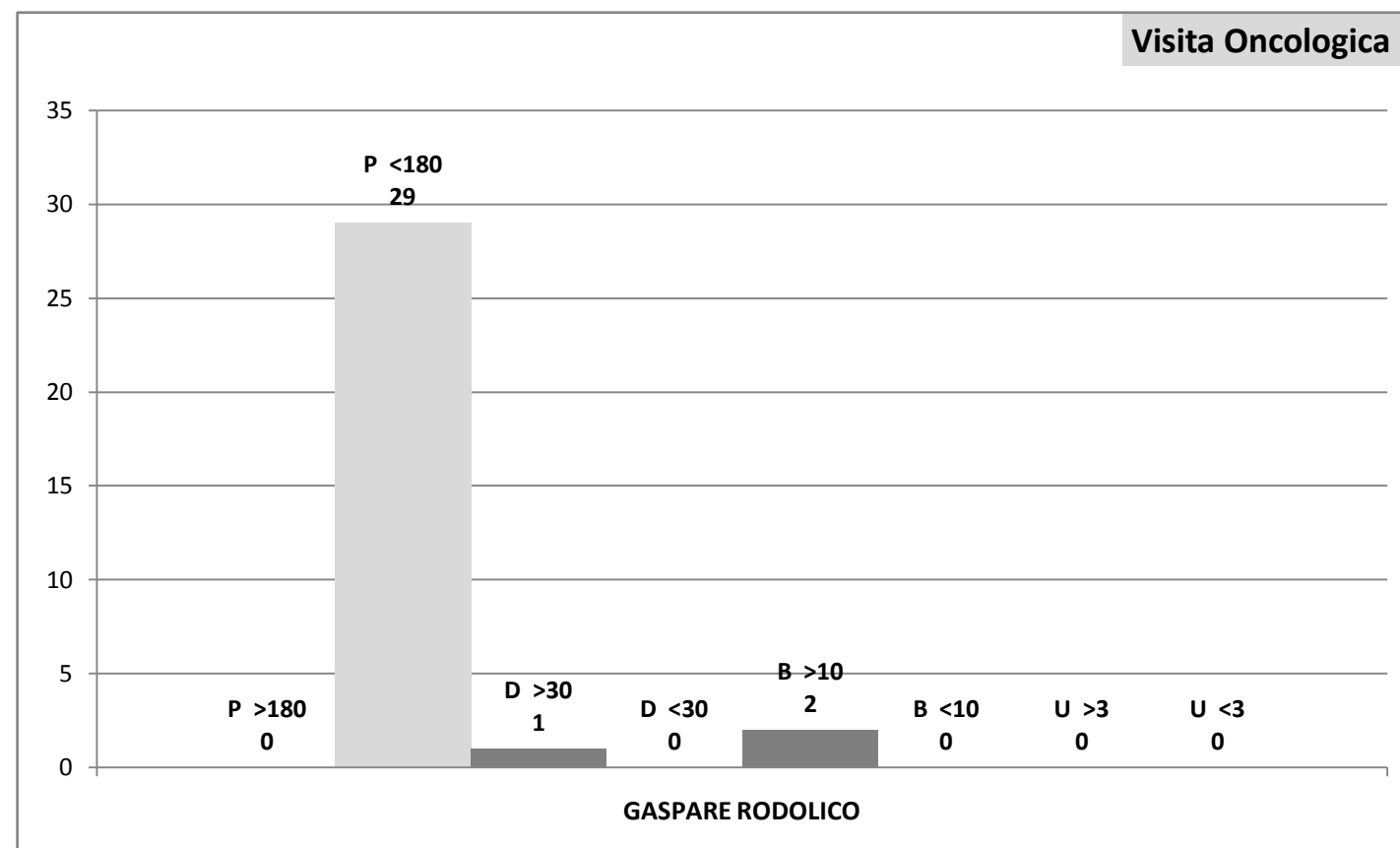
| | |
|-------------------|-----|
| Tot. P: | 69 |
| Tot. D: | 28 |
| Tot. B: | 27 |
| Tot. U: | 0 |
| Tot. Prestazioni: | 124 |
| Tot. P >180: | 13 |
| Tot. D >30: | 9 |
| Tot. B >10: | 3 |
| Tot. U >3: | 0 |
| Tot. fuori tempo: | 25 |
| Attesa media gg.: | 95 |
| Senza Biffatura: | 23 |

Il Responsabile del CUP – Aziendale
Dott. Maurilio DANZI

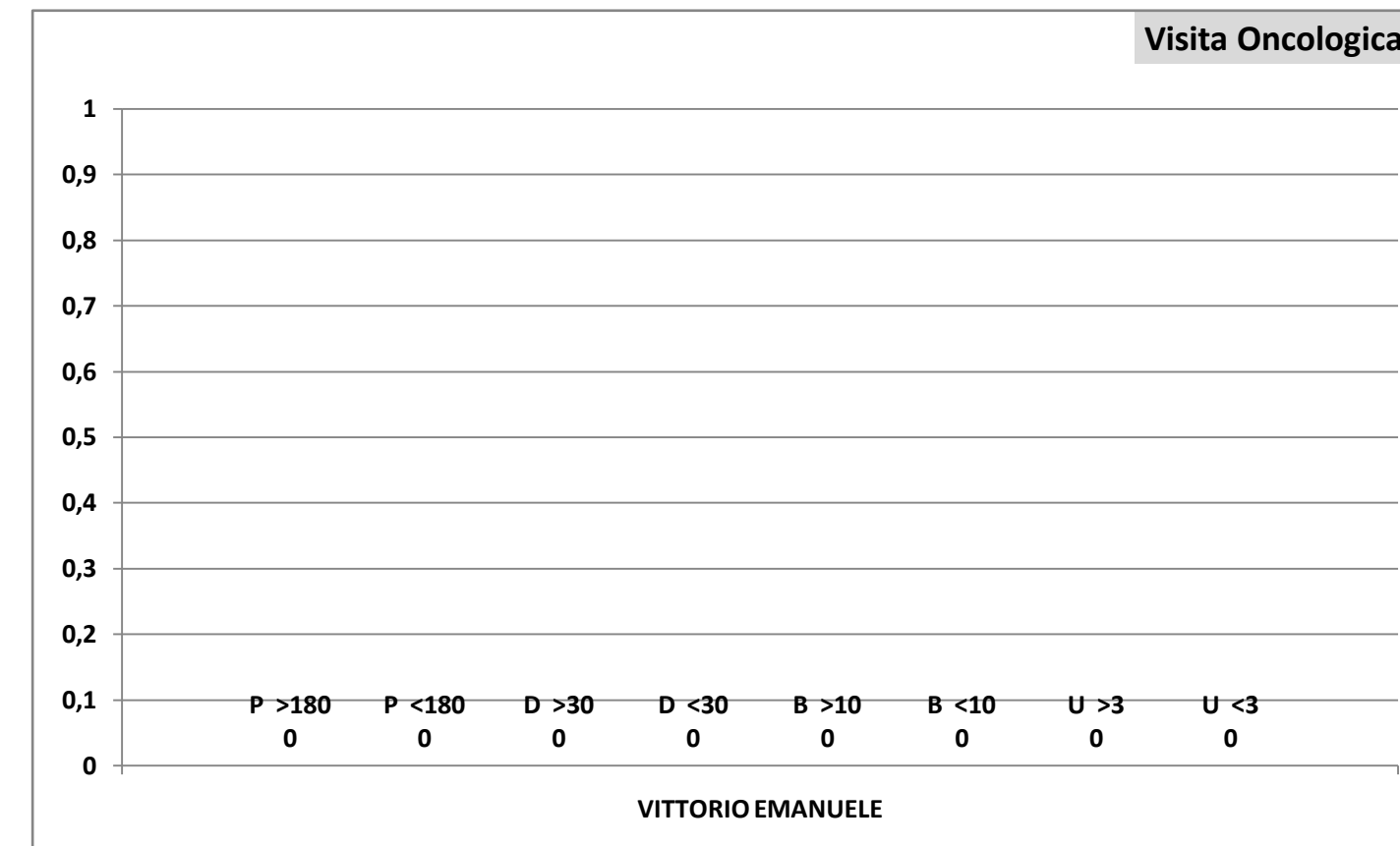
Rilevamento tempi d'attesa PRESTAZIONI CRITICHE, per codice priorità e per Presidi

ottobre/2014

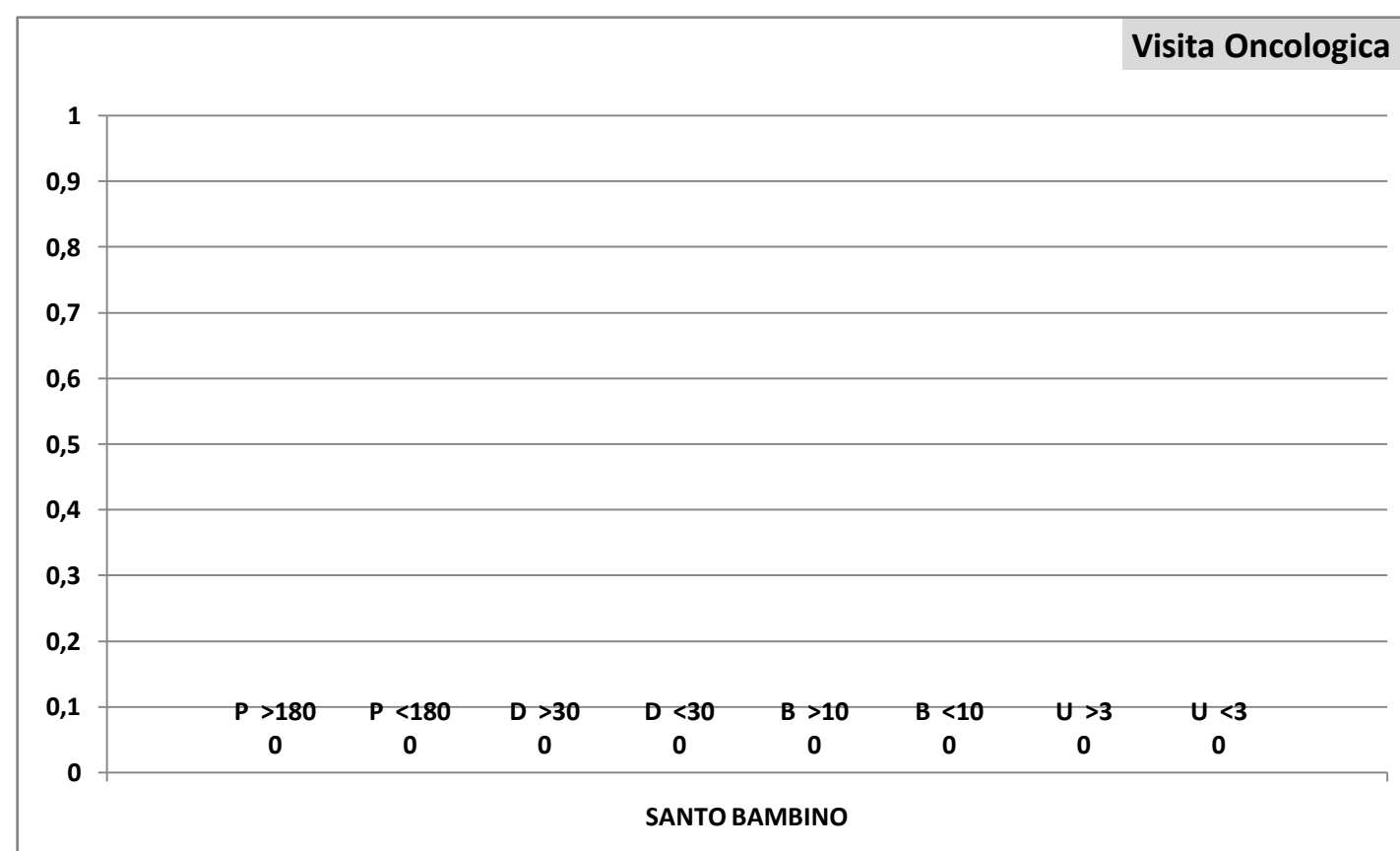
| GASPARE RODOLICO | | |
|------------------|----|---------|
| P >180 | 0 | |
| P <180 | 29 | 100,0 % |
| P Tot | 29 | |
| D >30 | 1 | 100,0 % |
| D <30 | 0 | |
| D Tot | 1 | |
| B >10 | 2 | 100,0 % |
| B <10 | 0 | |
| B Tot | 2 | |
| U >3 | 0 | |
| U <3 | 0 | |
| U Tot | 0 | |



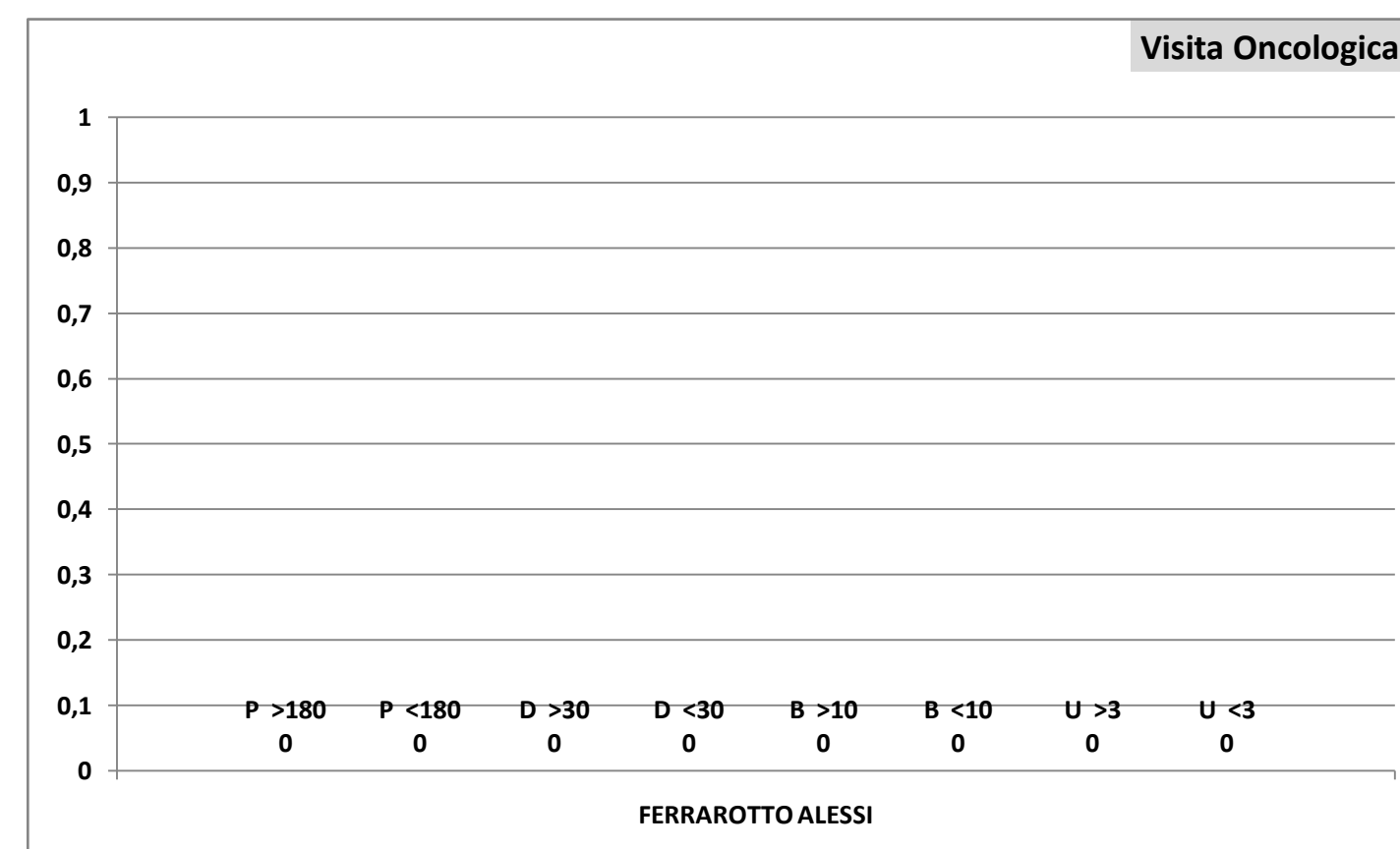
| VITTORIO EMANUELE | | |
|-------------------|---|--|
| P >180 | 0 | |
| P <180 | 0 | |
| P Tot | 0 | |
| D >30 | 0 | |
| D <30 | 0 | |
| D Tot | 0 | |
| B >10 | 0 | |
| B <10 | 0 | |
| B Tot | 0 | |
| U >3 | 0 | |
| U <3 | 0 | |
| U Tot | 0 | |



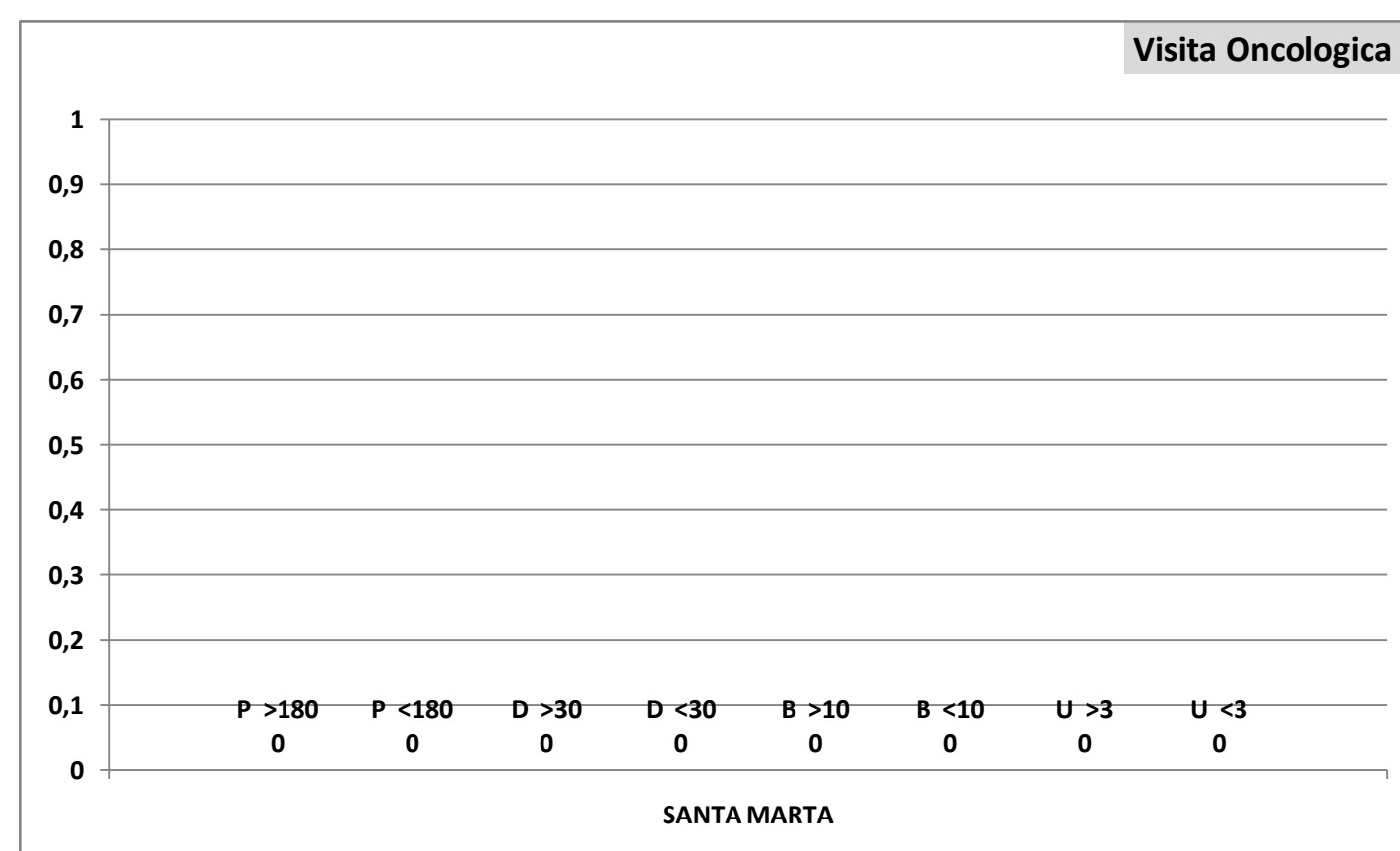
| SANTO BAMBINO | | |
|---------------|---|--|
| P >180 | 0 | |
| P <180 | 0 | |
| P Tot | 0 | |
| D >30 | 0 | |
| D <30 | 0 | |
| D Tot | 0 | |
| B >10 | 0 | |
| B <10 | 0 | |
| B Tot | 0 | |
| U >3 | 0 | |
| U <3 | 0 | |
| U Tot | 0 | |



| FERRAROTTO ALESSI | | |
|-------------------|---|--|
| P >180 | 0 | |
| P <180 | 0 | |
| P Tot | 0 | |
| D >30 | 0 | |
| D <30 | 0 | |
| D Tot | 0 | |
| B >10 | 0 | |
| B <10 | 0 | |
| B Tot | 0 | |
| U >3 | 0 | |
| U <3 | 0 | |
| U Tot | 0 | |



| SANTA MARTA | | |
|-------------|---|--|
| P >180 | 0 | |
| P <180 | 0 | |
| P Tot | 0 | |
| D >30 | 0 | |
| D <30 | 0 | |
| D Tot | 0 | |
| B >10 | 0 | |
| B <10 | 0 | |
| B Tot | 0 | |
| U >3 | 0 | |
| U <3 | 0 | |
| U Tot | 0 | |



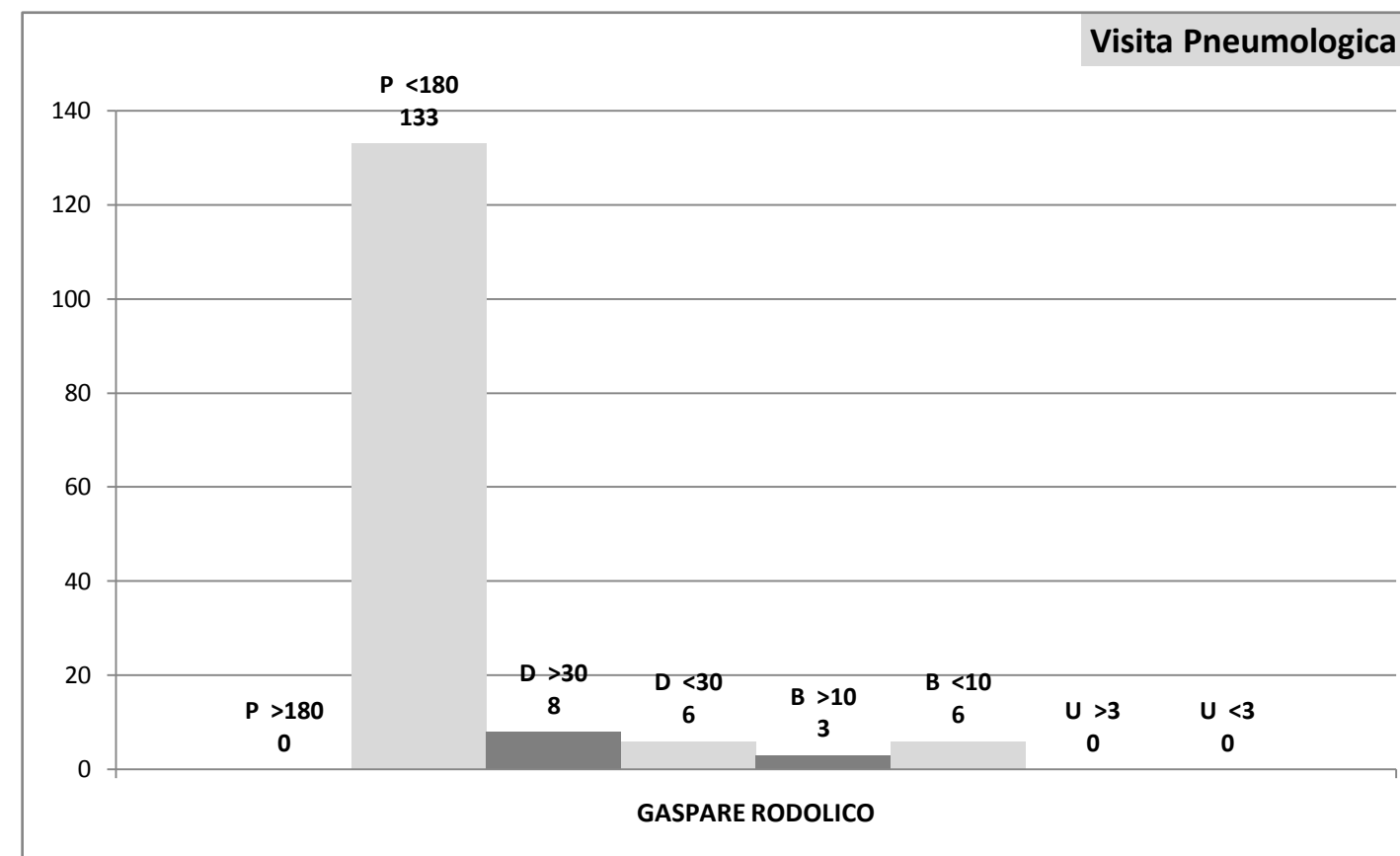
| | |
|-------------------|----|
| Tot. P: | 29 |
| Tot. D: | 1 |
| Tot. B: | 2 |
| Tot. U: | 0 |
| Tot. Prestazioni: | 32 |
| Tot. P >180: | 0 |
| Tot. D >30: | 1 |
| Tot. B >10: | 2 |
| Tot. U >3: | 0 |
| Tot. fuori tempo: | 3 |
| Attesa media gg.: | 41 |
| Senza Biffatura: | 4 |

Il Responsabile del CUP – Aziendale
Dott. Maurilio DANZI

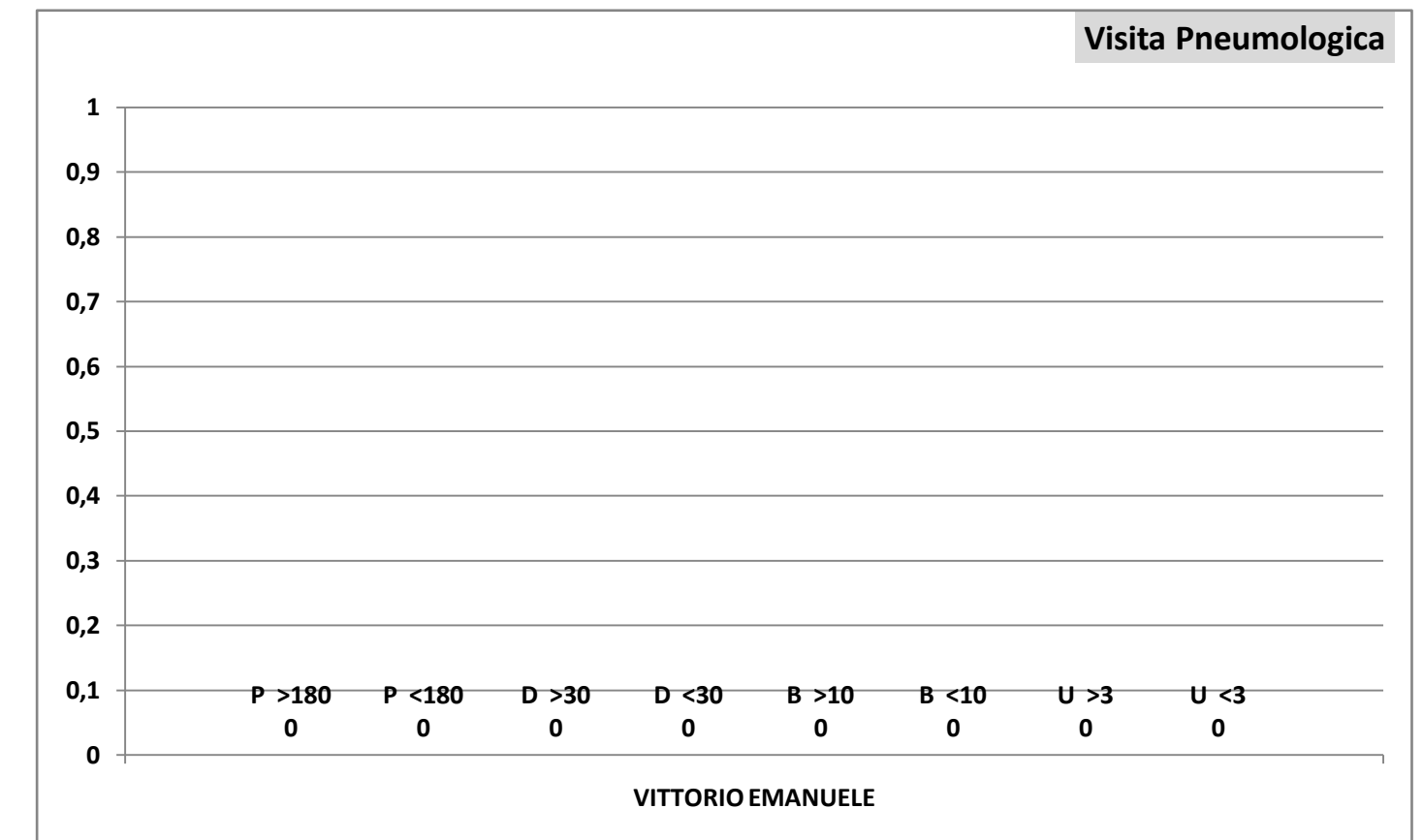
Rilevamento tempi d'attesa PRESTAZIONI CRITICHE, per codice priorità e per Presidi

ottobre/2014

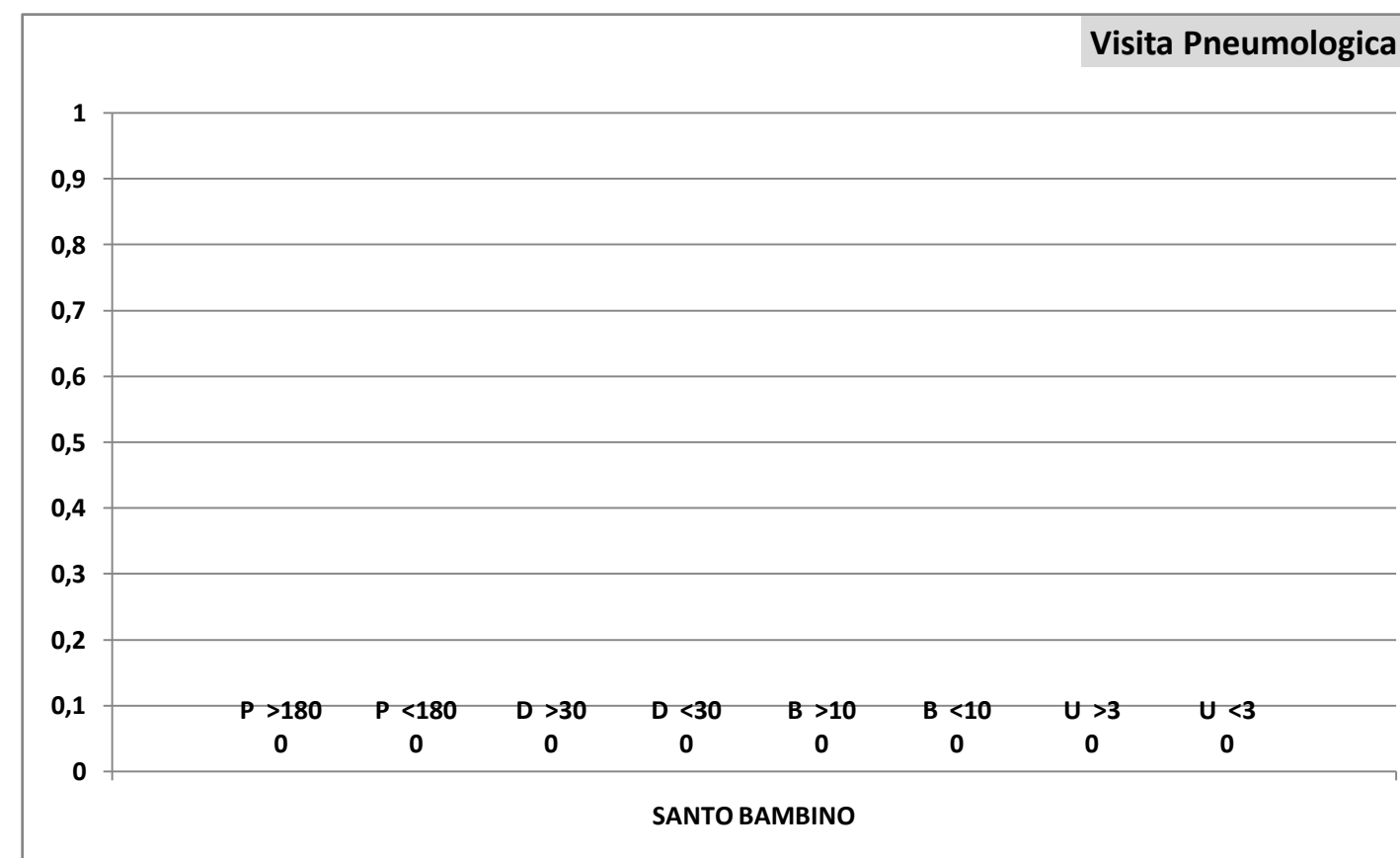
| GASPARE RODOLICO | | |
|------------------|-----|---------|
| P >180 | 0 | |
| P <180 | 133 | 100,0 % |
| P Tot | 133 | |
| D >30 | 8 | 57,1 % |
| D <30 | 6 | 42,9 % |
| D Tot | 14 | |
| B >10 | 3 | 33,3 % |
| B <10 | 6 | 66,7 % |
| B Tot | 9 | |
| U >3 | 0 | |
| U <3 | 0 | |
| U Tot | 0 | |



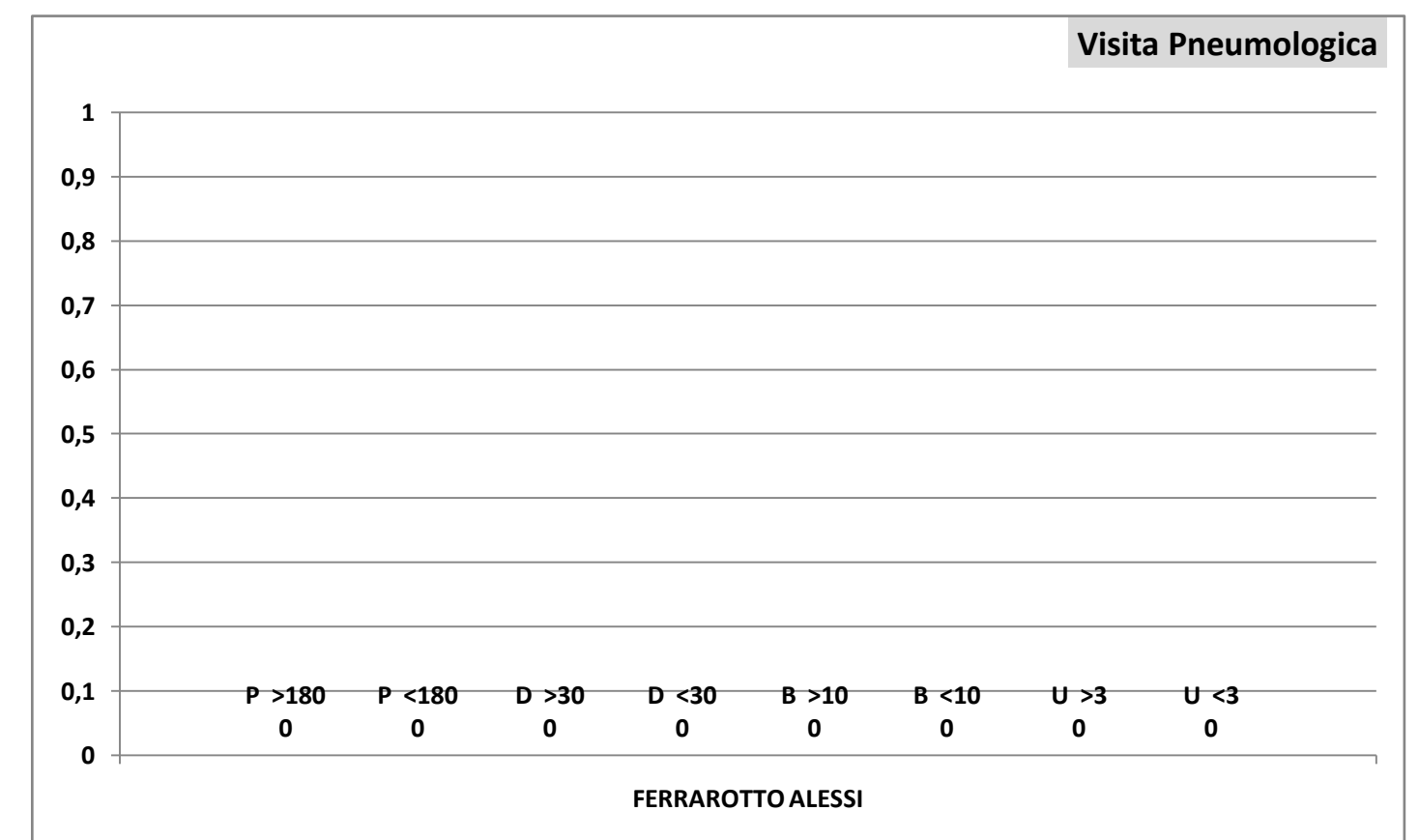
| VITTORIO EMANUELE | | |
|-------------------|---|--|
| P >180 | 0 | |
| P <180 | 0 | |
| P Tot | 0 | |
| D >30 | 0 | |
| D <30 | 0 | |
| D Tot | 0 | |
| B >10 | 0 | |
| B <10 | 0 | |
| B Tot | 0 | |
| U >3 | 0 | |
| U <3 | 0 | |
| U Tot | 0 | |



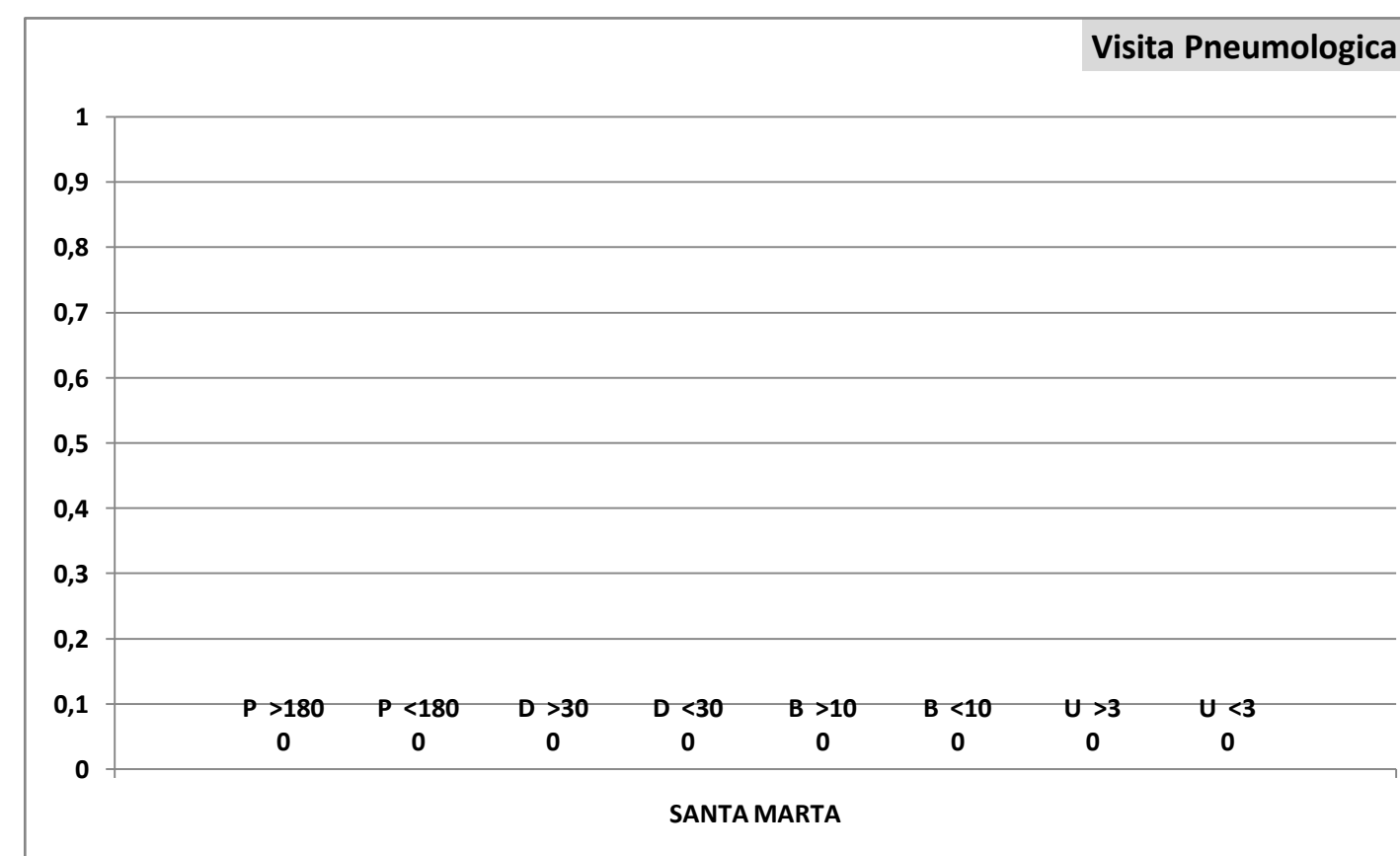
| SANTO BAMBINO | | |
|---------------|---|--|
| P >180 | 0 | |
| P <180 | 0 | |
| P Tot | 0 | |
| D >30 | 0 | |
| D <30 | 0 | |
| D Tot | 0 | |
| B >10 | 0 | |
| B <10 | 0 | |
| B Tot | 0 | |
| U >3 | 0 | |
| U <3 | 0 | |
| U Tot | 0 | |



| FERRAROTTO ALESSI | | |
|-------------------|---|--|
| P >180 | 0 | |
| P <180 | 0 | |
| P Tot | 0 | |
| D >30 | 0 | |
| D <30 | 0 | |
| D Tot | 0 | |
| B >10 | 0 | |
| B <10 | 0 | |
| B Tot | 0 | |
| U >3 | 0 | |
| U <3 | 0 | |
| U Tot | 0 | |



| SANTA MARTA | | |
|-------------|---|--|
| P >180 | 0 | |
| P <180 | 0 | |
| P Tot | 0 | |
| D >30 | 0 | |
| D <30 | 0 | |
| D Tot | 0 | |
| B >10 | 0 | |
| B <10 | 0 | |
| B Tot | 0 | |
| U >3 | 0 | |
| U <3 | 0 | |
| U Tot | 0 | |



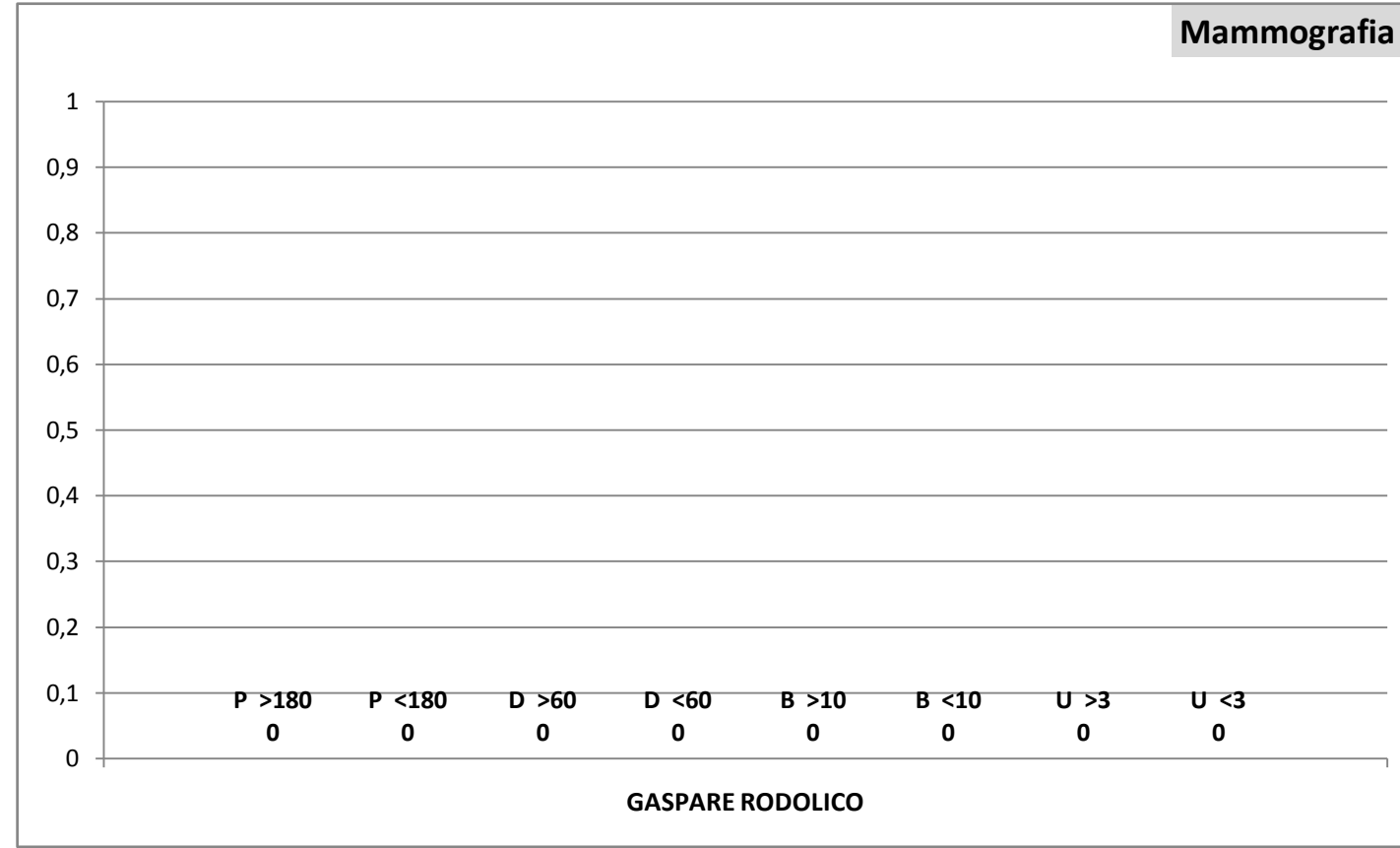
| | |
|-------------------|-----|
| Tot. P: | 133 |
| Tot. D: | 14 |
| Tot. B: | 9 |
| Tot. U: | 0 |
| Tot. Prestazioni: | 156 |
| Tot. P >180: | 0 |
| Tot. D >30: | 8 |
| Tot. B >10: | 3 |
| Tot. U >3: | 0 |
| Tot. fuori tempo: | 11 |
| Attesa media gg.: | 85 |
| Senza Biffatura: | 43 |

Il Responsabile del CUP – Aziendale
Dott. Maurilio DANZI

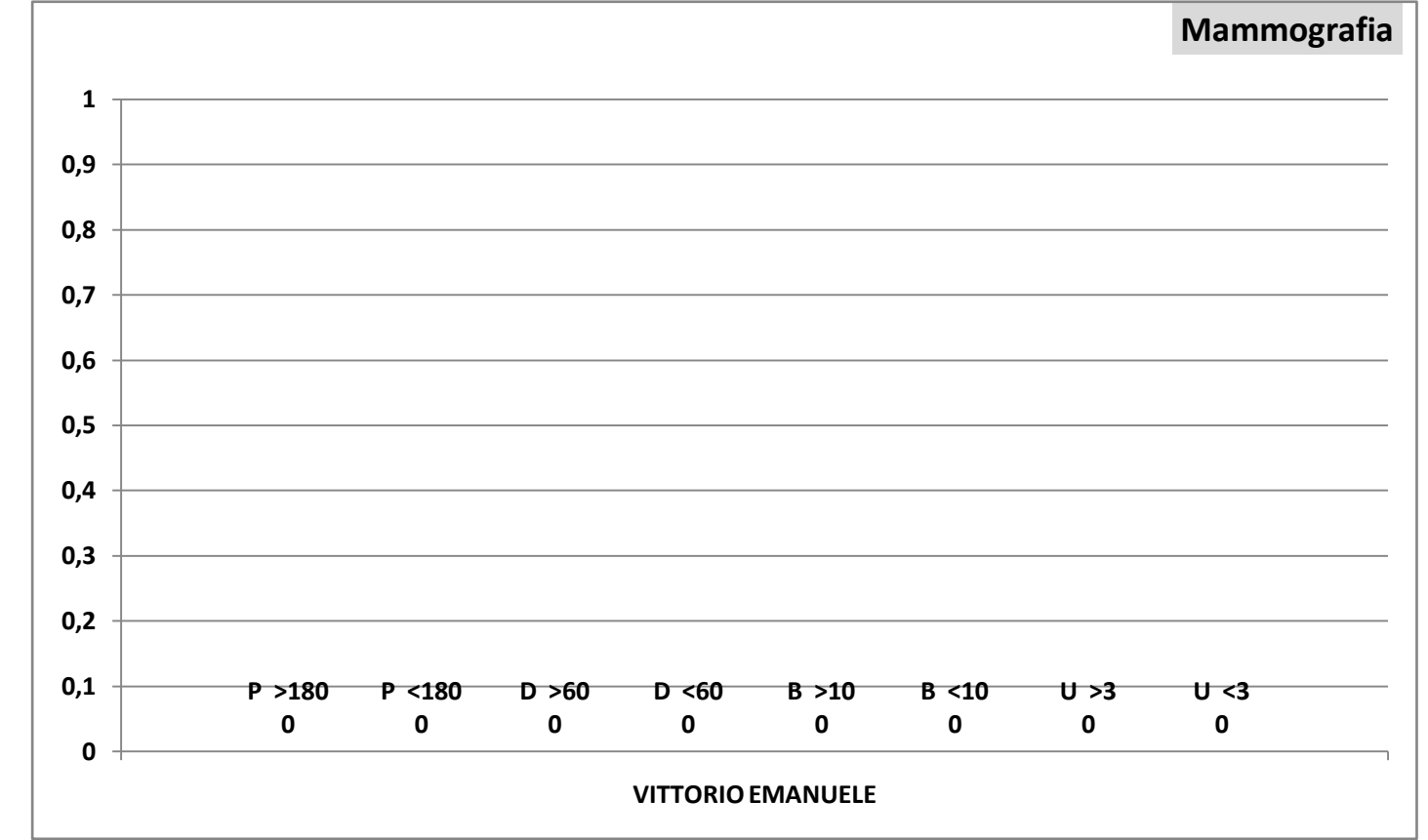
Rilevamento tempi d'attesa PRESTAZIONI CRITICHE, per codice priorità e per Presidi

ottobre/2014

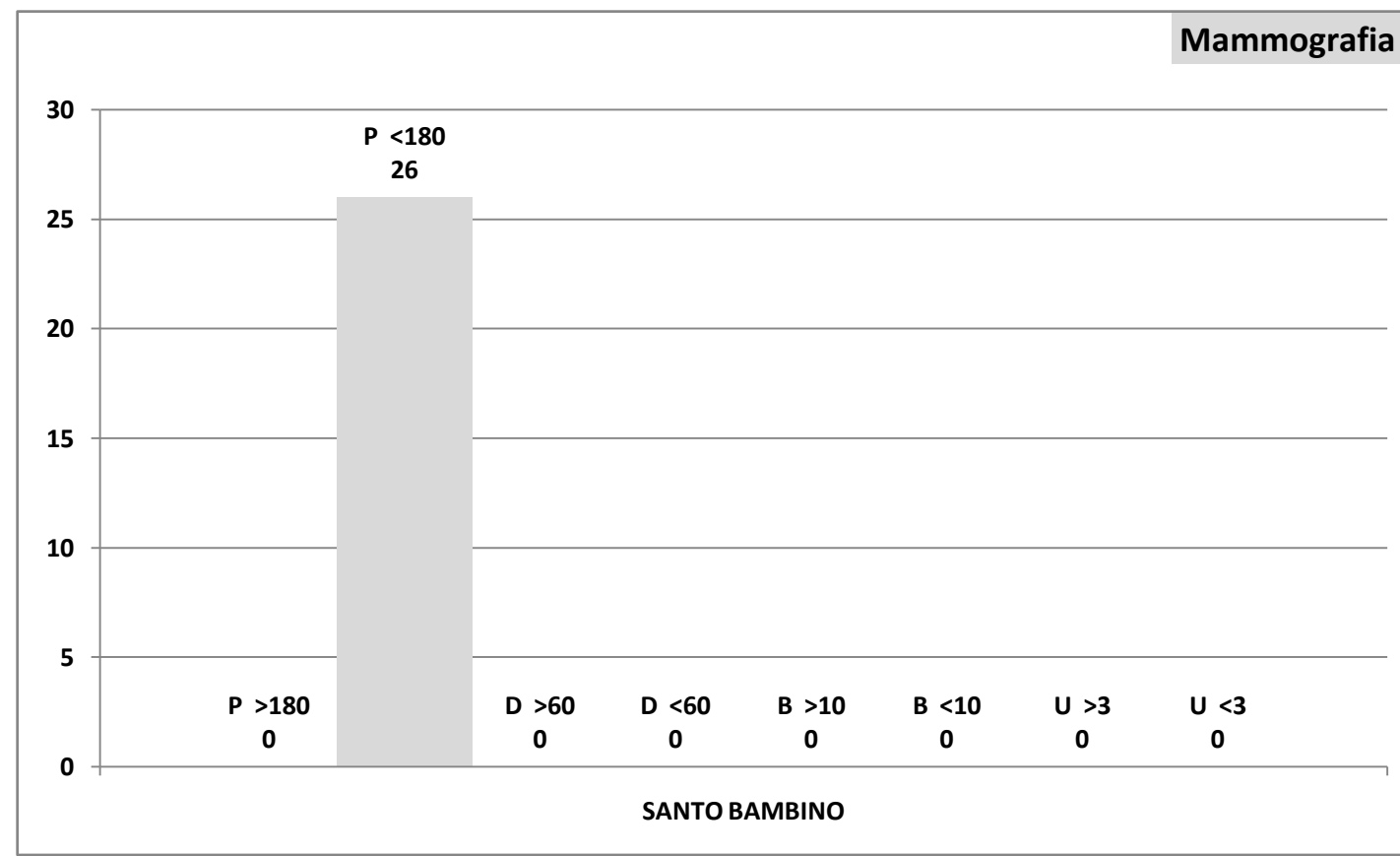
| GASPARE RODOLICO | | |
|------------------|---|--|
| P >180 | 0 | |
| P <180 | 0 | |
| P Tot | 0 | |
| D >60 | 0 | |
| D <60 | 0 | |
| D Tot | 0 | |
| B >10 | 0 | |
| B <10 | 0 | |
| B Tot | 0 | |
| U >3 | 0 | |
| U <3 | 0 | |
| U Tot | 0 | |



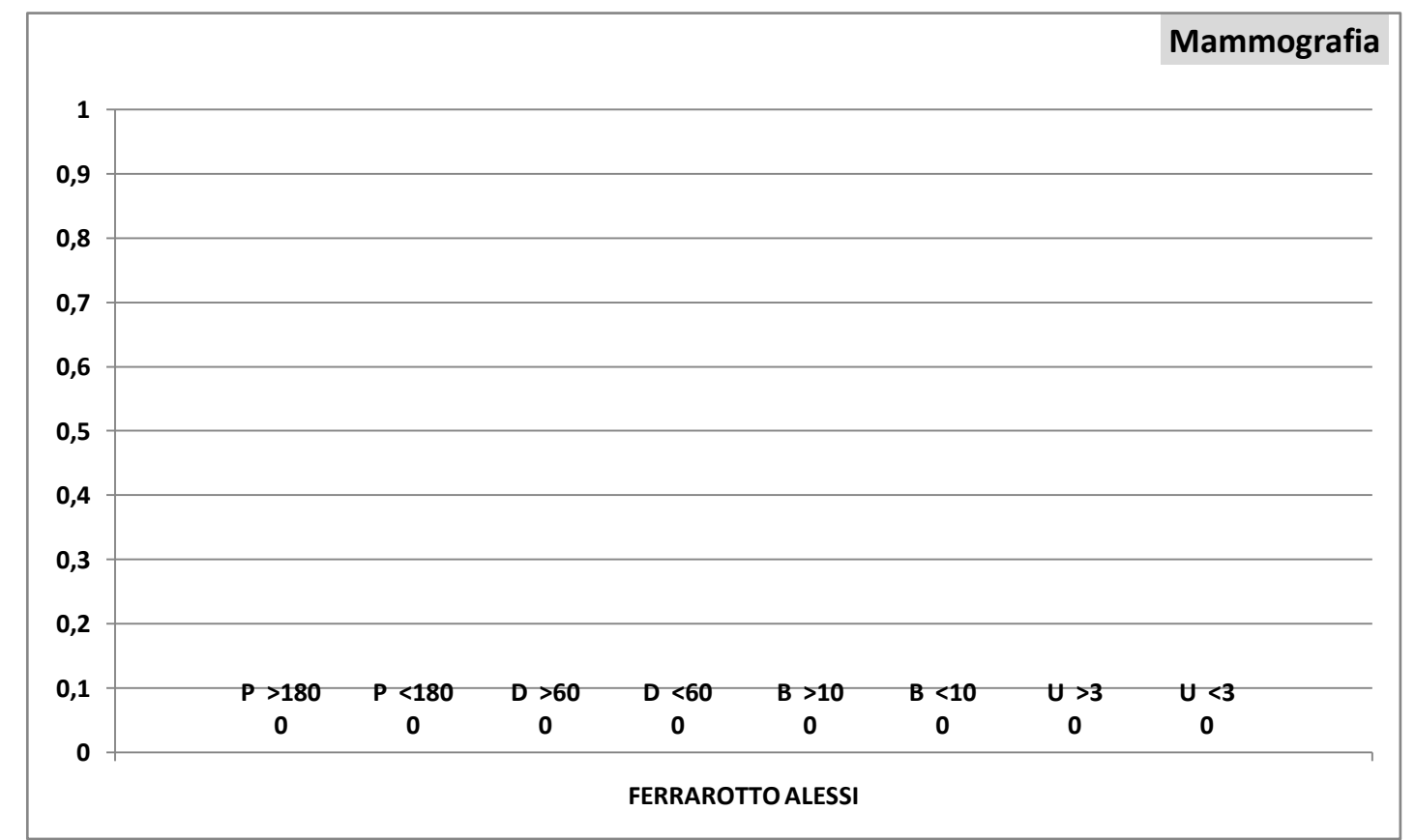
| VITTORIO EMANUELE | | |
|-------------------|---|--|
| P >180 | 0 | |
| P <180 | 0 | |
| P Tot | 0 | |
| D >60 | 0 | |
| D <60 | 0 | |
| D Tot | 0 | |
| B >10 | 0 | |
| B <10 | 0 | |
| B Tot | 0 | |
| U >3 | 0 | |
| U <3 | 0 | |
| U Tot | 0 | |



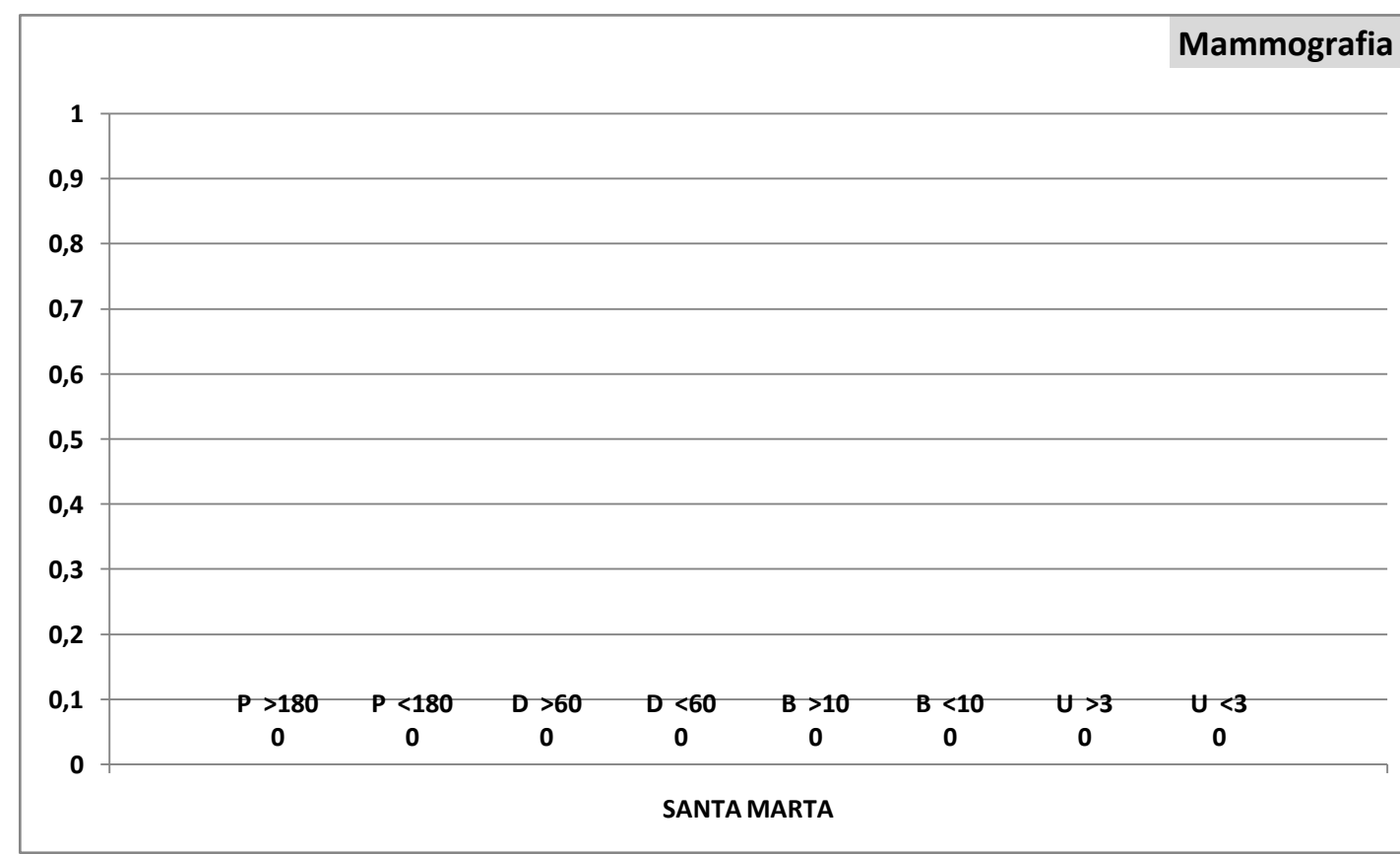
| SANTO BAMBINO | | |
|---------------|----|---------|
| P >180 | 0 | |
| P <180 | 26 | 100,0 % |
| P Tot | 26 | |
| D >60 | 0 | |
| D <60 | 0 | |
| D Tot | 0 | |
| B >10 | 0 | |
| B <10 | 0 | |
| B Tot | 0 | |
| U >3 | 0 | |
| U <3 | 0 | |
| U Tot | 0 | |



| FERRAROTTO ALESSI | | |
|-------------------|---|--|
| P >180 | 0 | |
| P <180 | 0 | |
| P Tot | 0 | |
| D >60 | 0 | |
| D <60 | 0 | |
| D Tot | 0 | |
| B >10 | 0 | |
| B <10 | 0 | |
| B Tot | 0 | |
| U >3 | 0 | |
| U <3 | 0 | |
| U Tot | 0 | |



| SANTA MARTA | | |
|-------------|---|--|
| P >180 | 0 | |
| P <180 | 0 | |
| P Tot | 0 | |
| D >60 | 0 | |
| D <60 | 0 | |
| D Tot | 0 | |
| B >10 | 0 | |
| B <10 | 0 | |
| B Tot | 0 | |
| U >3 | 0 | |
| U <3 | 0 | |
| U Tot | 0 | |



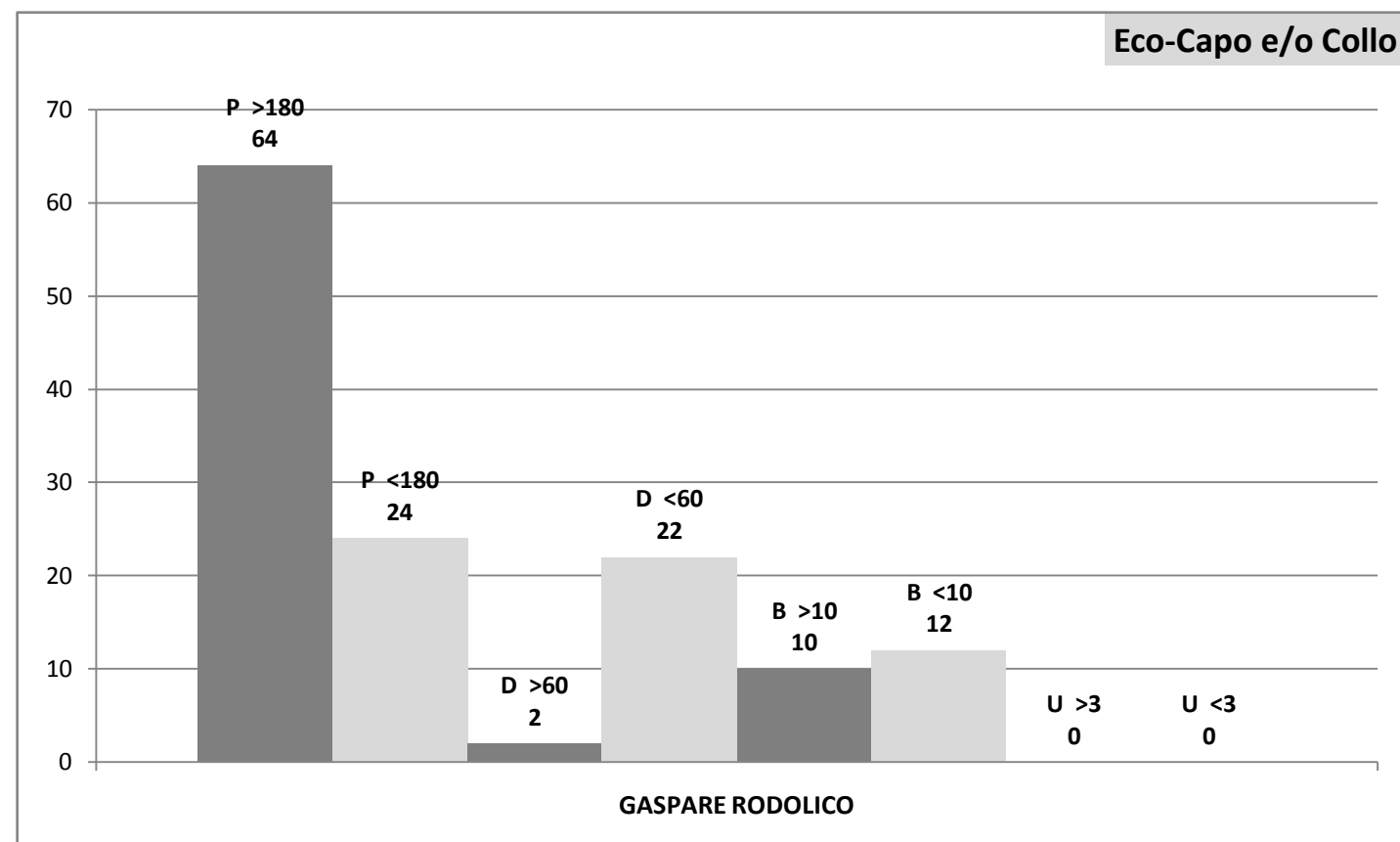
| | |
|-------------------|----|
| Tot. P: | 26 |
| Tot. D: | 0 |
| Tot. B: | 0 |
| Tot. U: | 0 |
| Tot. Prestazioni: | 26 |
| Tot. P >180: | 0 |
| Tot. D >60: | 0 |
| Tot. B >10: | 0 |
| Tot. U >3: | 0 |
| Tot. fuori tempo: | 0 |
| Attesa media gg.: | 17 |
| Senza Biffatura: | 20 |

Il Responsabile del CUP – Aziendale
Dott. Maurilio DANZI

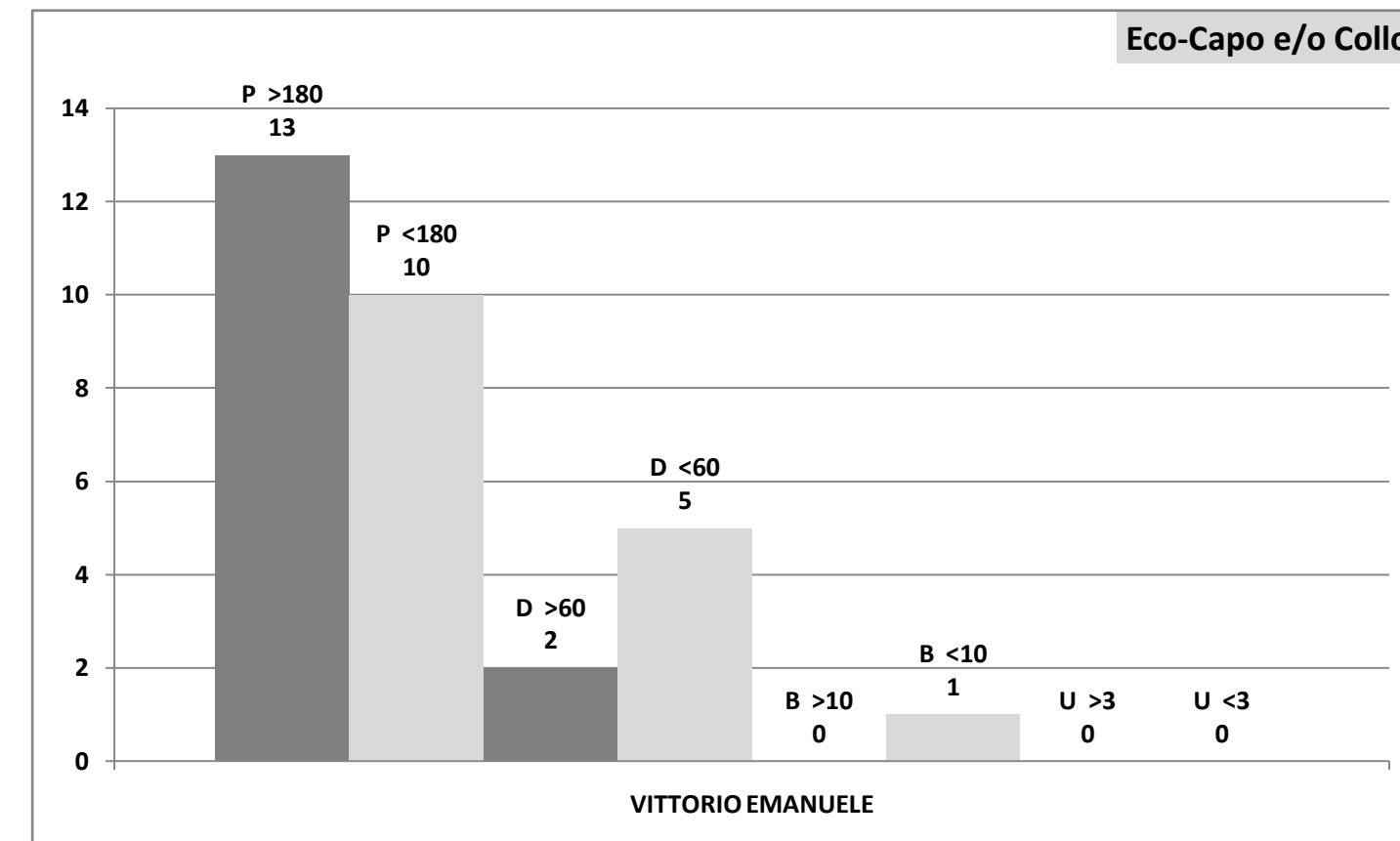
Rilevamento tempi d'attesa PRESTAZIONI CRITICHE, per codice priorità e per Presidi

ottobre/2014

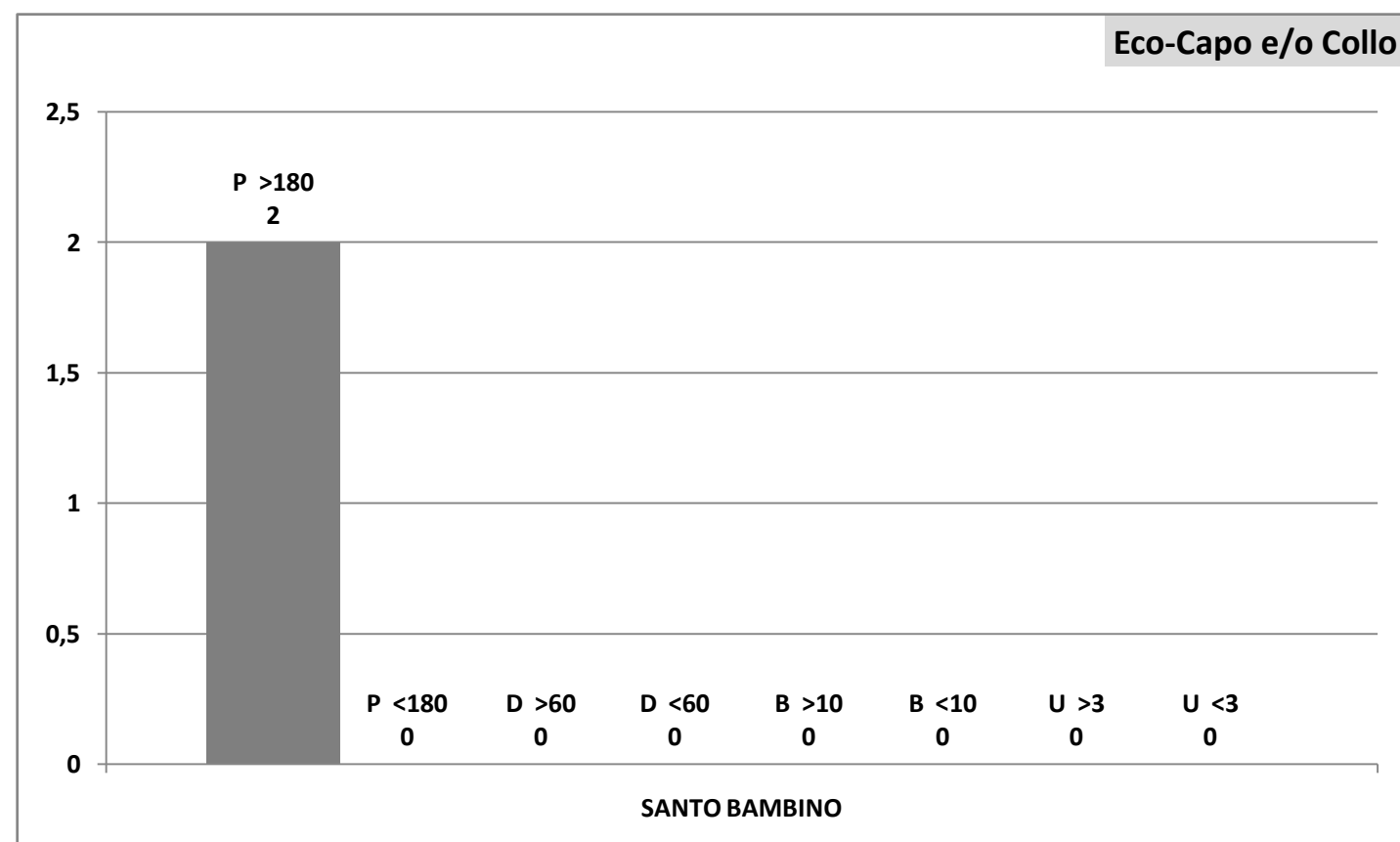
| GASPARE RODOLICO | | |
|------------------|----|--------|
| P >180 | 64 | 72,7 % |
| P <180 | 24 | 27,3 % |
| P Tot | 88 | |
| D >60 | 2 | 8,3 % |
| D <60 | 22 | 91,7 % |
| D Tot | 24 | |
| B >10 | 10 | 45,5 % |
| B <10 | 12 | 54,5 % |
| B Tot | 22 | |
| U >3 | 0 | |
| U <3 | 0 | |
| U Tot | 0 | |



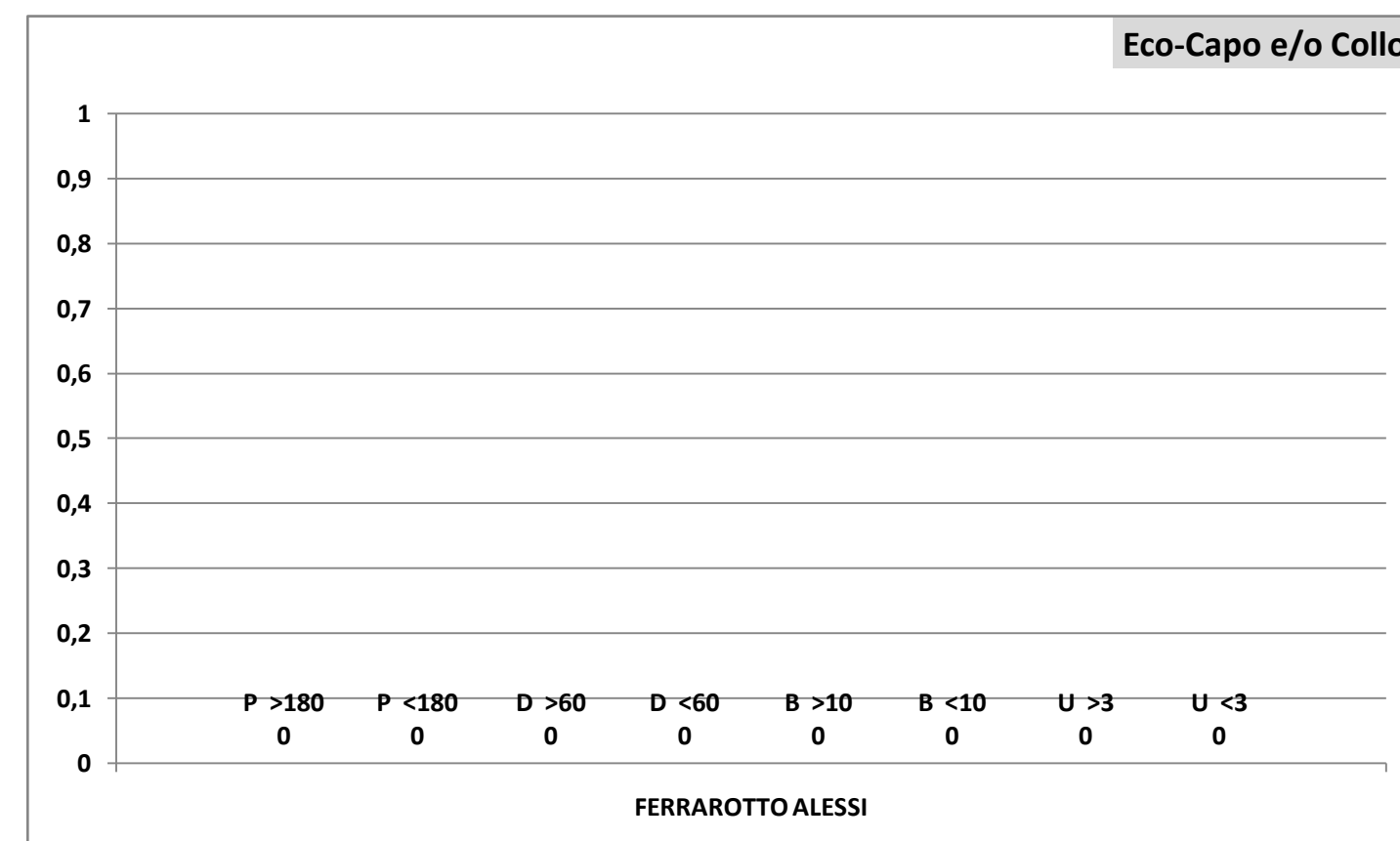
| VITTORIO EMANUELE | | |
|-------------------|----|---------|
| P >180 | 13 | 56,5 % |
| P <180 | 10 | 43,5 % |
| P Tot | 23 | |
| D >60 | 2 | 28,6 % |
| D <60 | 5 | 71,4 % |
| D Tot | 7 | |
| B >10 | 0 | |
| B <10 | 1 | 100,0 % |
| B Tot | 1 | |
| U >3 | 0 | |
| U <3 | 0 | |
| U Tot | 0 | |



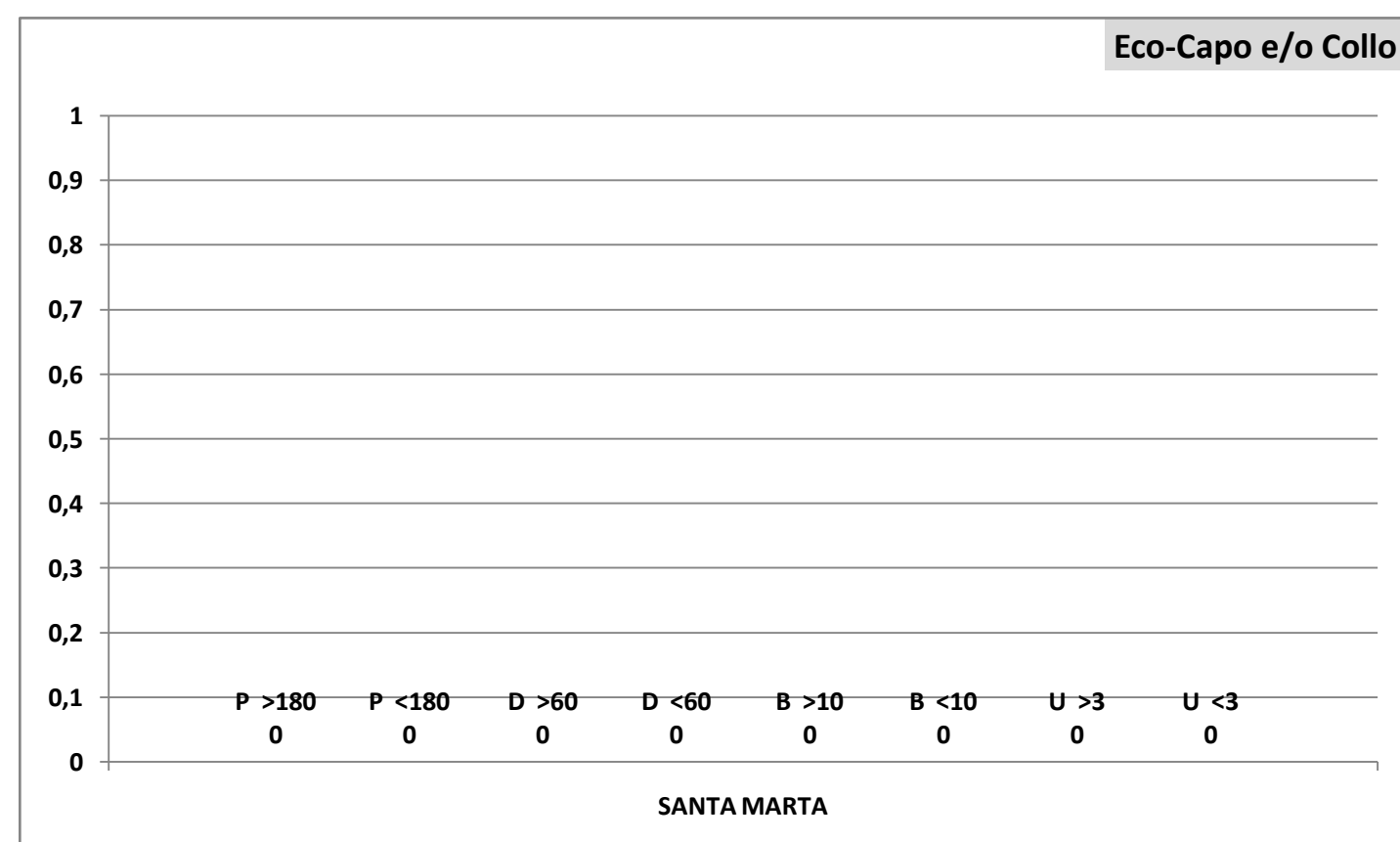
| SANTO BAMBINO | | |
|---------------|---|---------|
| P >180 | 2 | 100,0 % |
| P <180 | 0 | |
| P Tot | 2 | |
| D >60 | 0 | |
| D <60 | 0 | |
| D Tot | 0 | |
| B >10 | 0 | |
| B <10 | 0 | |
| B Tot | 0 | |
| U >3 | 0 | |
| U <3 | 0 | |
| U Tot | 0 | |



| FERRAROTTO ALESSI | | |
|-------------------|---|--|
| P >180 | 0 | |
| P <180 | 0 | |
| P Tot | 0 | |
| D >60 | 0 | |
| D <60 | 0 | |
| D Tot | 0 | |
| B >10 | 0 | |
| B <10 | 0 | |
| B Tot | 0 | |
| U >3 | 0 | |
| U <3 | 0 | |
| U Tot | 0 | |



| SANTA MARTA | | |
|-------------|---|--|
| P >180 | 0 | |
| P <180 | 0 | |
| P Tot | 0 | |
| D >60 | 0 | |
| D <60 | 0 | |
| D Tot | 0 | |
| B >10 | 0 | |
| B <10 | 0 | |
| B Tot | 0 | |
| U >3 | 0 | |
| U <3 | 0 | |
| U Tot | 0 | |



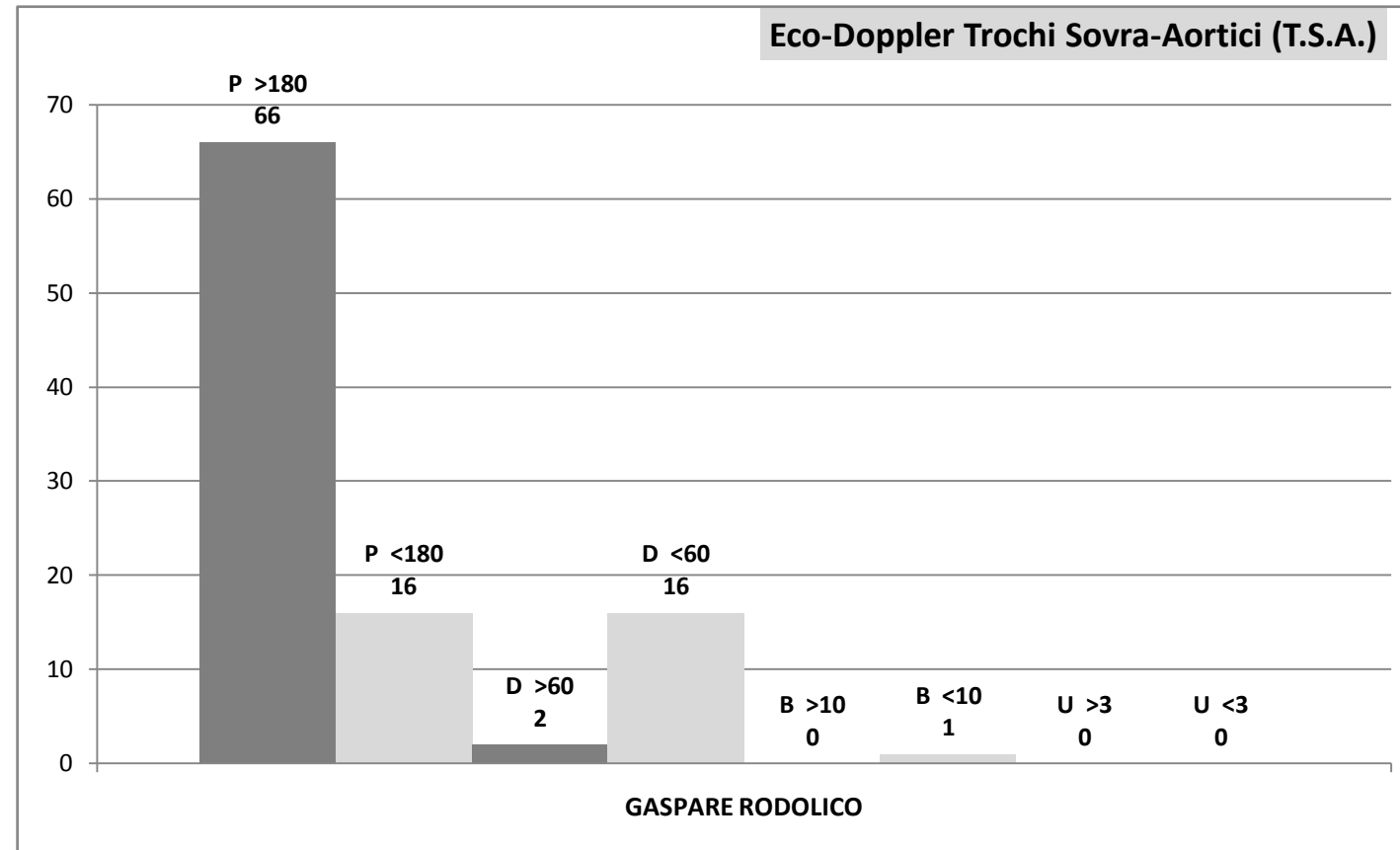
| | |
|-------------------|-----|
| Tot. P: | 113 |
| Tot. D: | 31 |
| Tot. B: | 23 |
| Tot. U: | 0 |
| Tot. Prestazioni: | 167 |
| Tot. P >180: | 79 |
| Tot. D >60: | 4 |
| Tot. B >10: | 10 |
| Tot. U >3: | 0 |
| Tot. fuori tempo: | 93 |
| Attesa media gg.: | 143 |
| Senza Biffatura: | 35 |

Il Responsabile del CUP – Aziendale
Dott. Maurilio DANZI

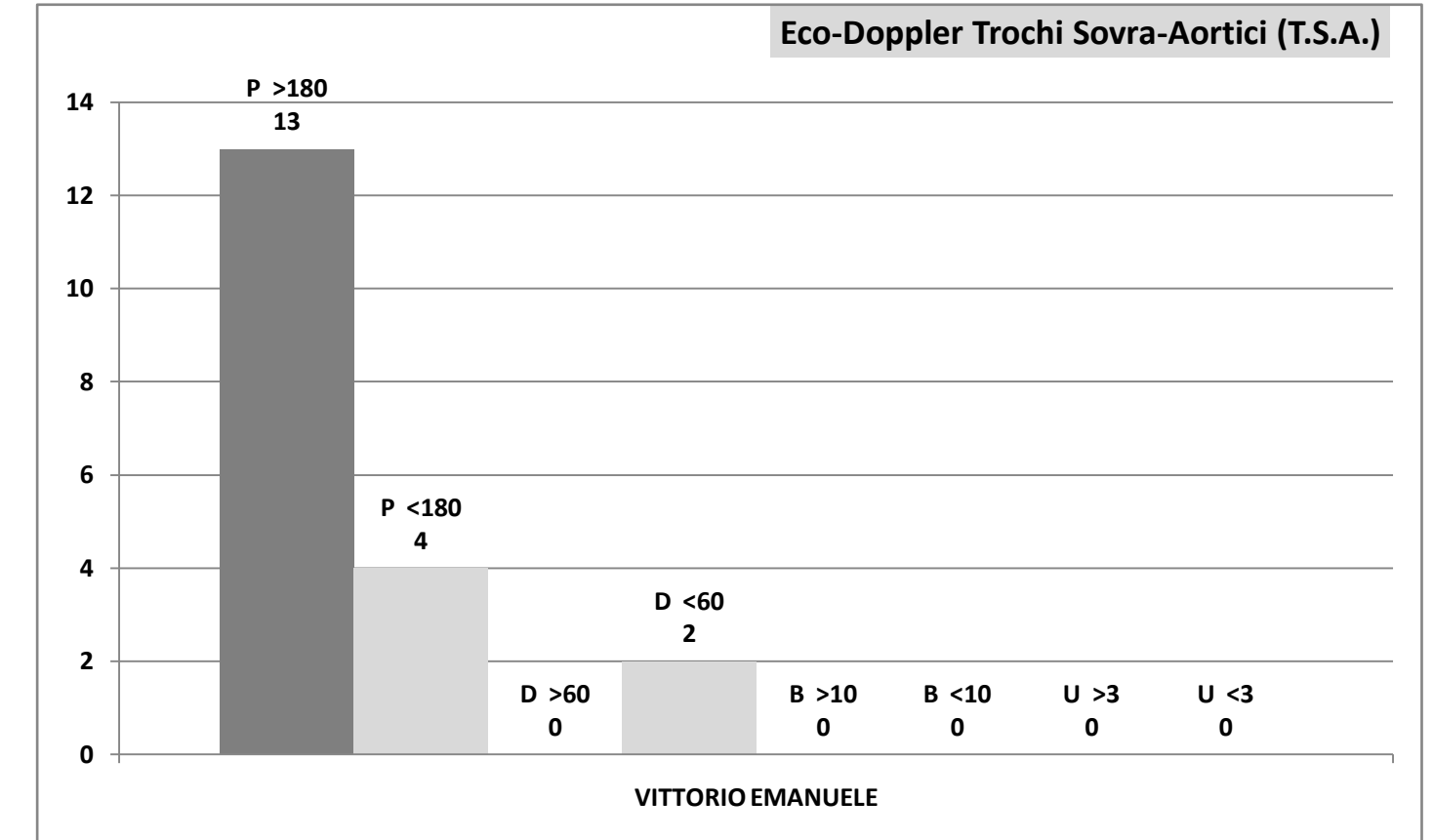
Rilevamento tempi d'attesa PRESTAZIONI CRITICHE, per codice priorità e per Presidi

ottobre/2014

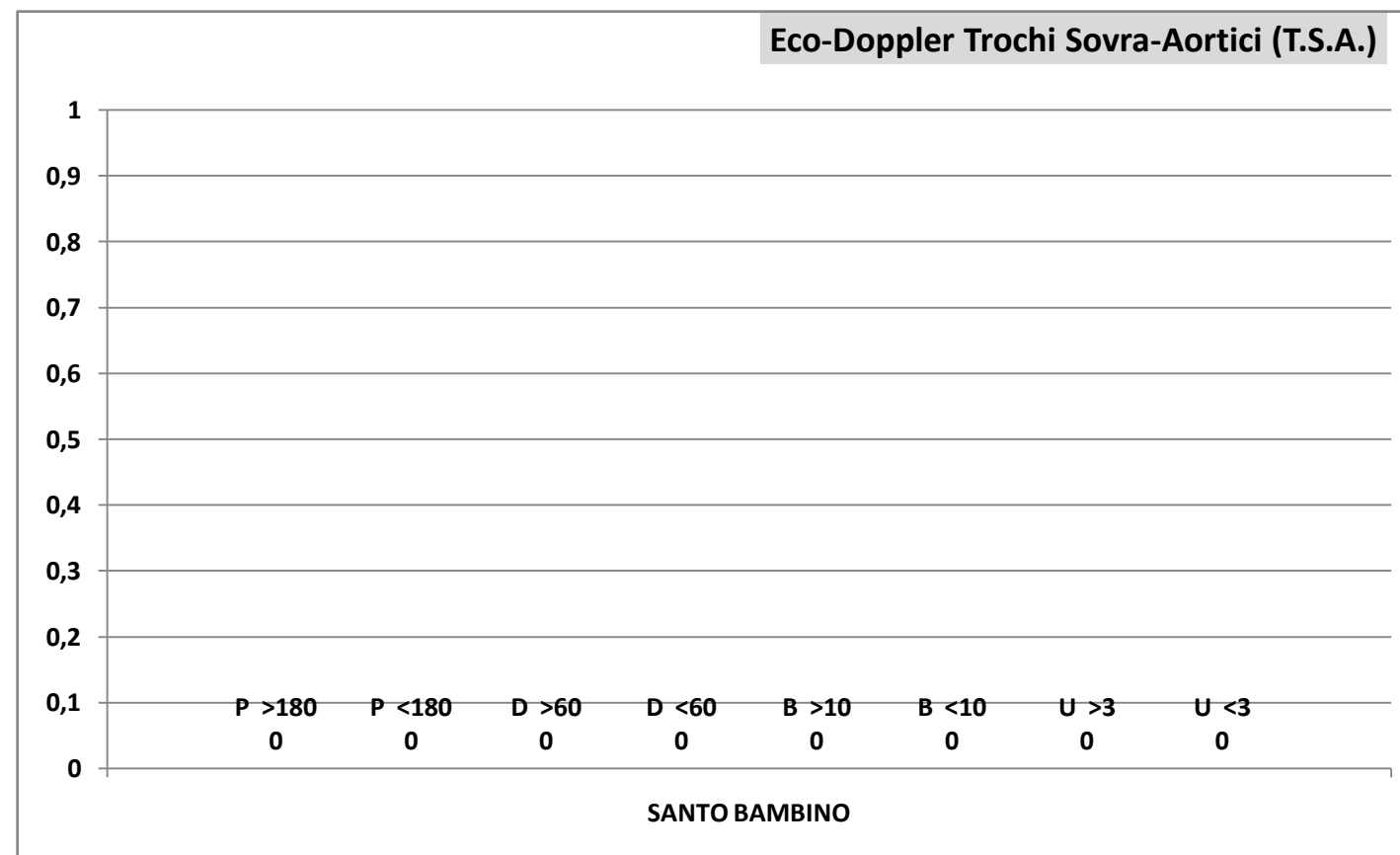
| GASPARE RODOLICO | | |
|------------------|----|---------|
| P >180 | 66 | 80,5 % |
| P <180 | 16 | 19,5 % |
| P Tot | 82 | |
| D >60 | 2 | 11,1 % |
| D <60 | 16 | 88,9 % |
| D Tot | 18 | |
| B >10 | 0 | |
| B <10 | 1 | 100,0 % |
| B Tot | 1 | |
| U >3 | 0 | |
| U <3 | 0 | |
| U Tot | 0 | |



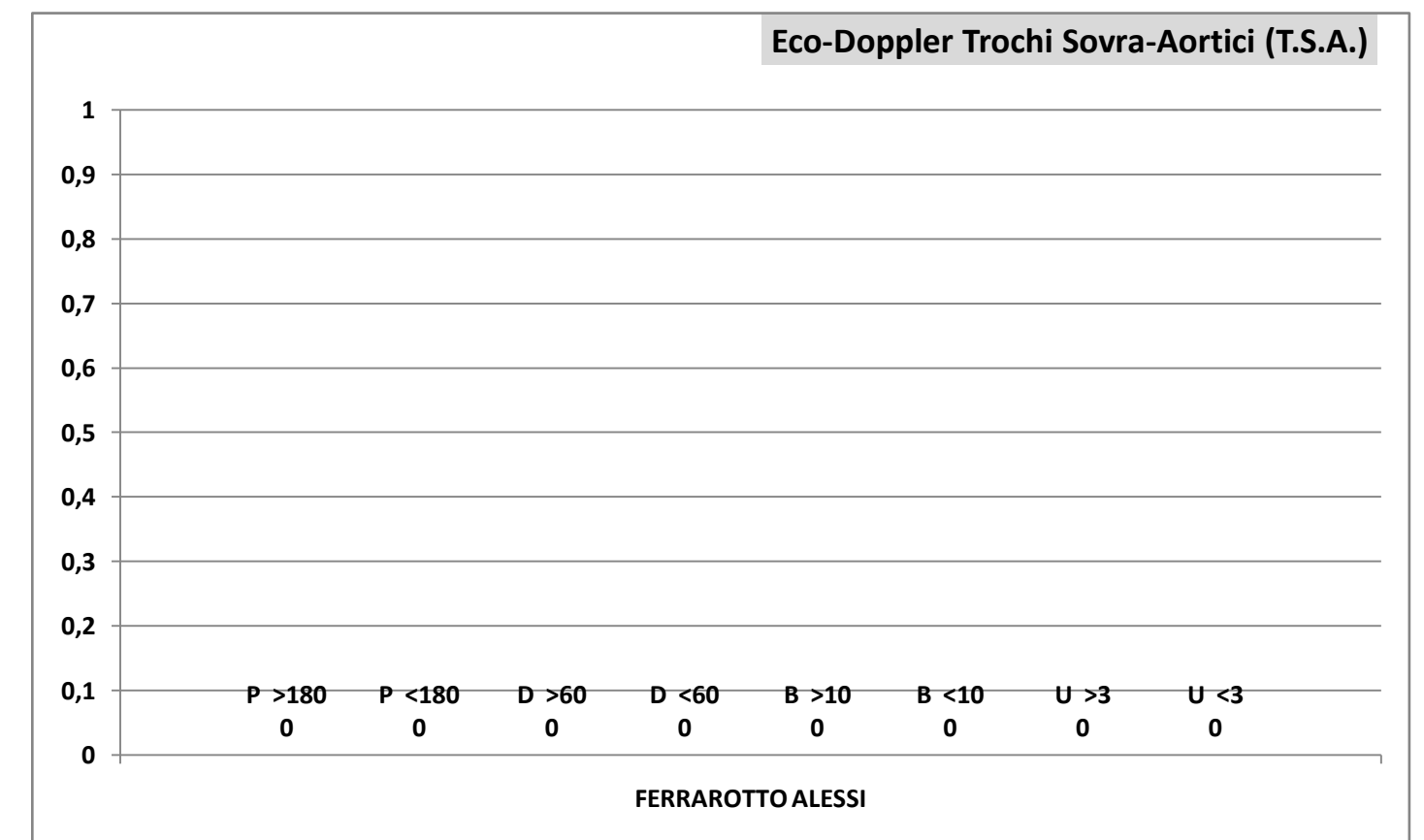
| VITTORIO EMANUELE | | |
|-------------------|----|---------|
| P >180 | 13 | 76,5 % |
| P <180 | 4 | 23,5 % |
| P Tot | 17 | |
| D >60 | 0 | |
| D <60 | 2 | 100,0 % |
| D Tot | 2 | |
| B >10 | 0 | |
| B <10 | 0 | |
| B Tot | 0 | |
| U >3 | 0 | |
| U <3 | 0 | |
| U Tot | 0 | |



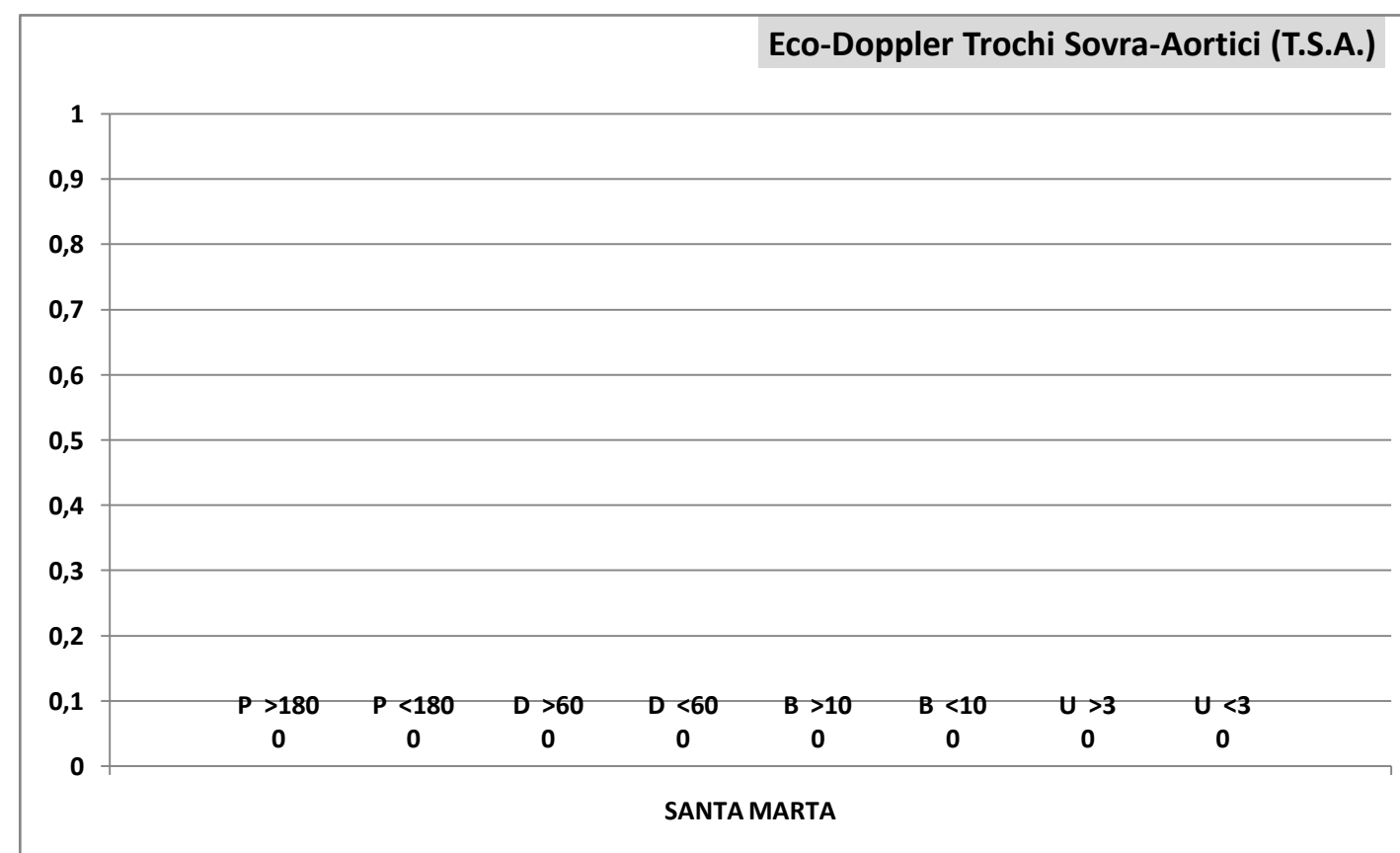
| SANTO BAMBINO | | |
|---------------|---|--|
| P >180 | 0 | |
| P <180 | 0 | |
| P Tot | 0 | |
| D >60 | 0 | |
| D <60 | 0 | |
| D Tot | 0 | |
| B >10 | 0 | |
| B <10 | 0 | |
| B Tot | 0 | |
| U >3 | 0 | |
| U <3 | 0 | |
| U Tot | 0 | |



| FERRAROTTO ALESSI | | |
|-------------------|---|--|
| P >180 | 0 | |
| P <180 | 0 | |
| P Tot | 0 | |
| D >60 | 0 | |
| D <60 | 0 | |
| D Tot | 0 | |
| B >10 | 0 | |
| B <10 | 0 | |
| B Tot | 0 | |
| U >3 | 0 | |
| U <3 | 0 | |
| U Tot | 0 | |



| SANTA MARTA | | |
|-------------|---|--|
| P >180 | 0 | |
| P <180 | 0 | |
| P Tot | 0 | |
| D >60 | 0 | |
| D <60 | 0 | |
| D Tot | 0 | |
| B >10 | 0 | |
| B <10 | 0 | |
| B Tot | 0 | |
| U >3 | 0 | |
| U <3 | 0 | |
| U Tot | 0 | |



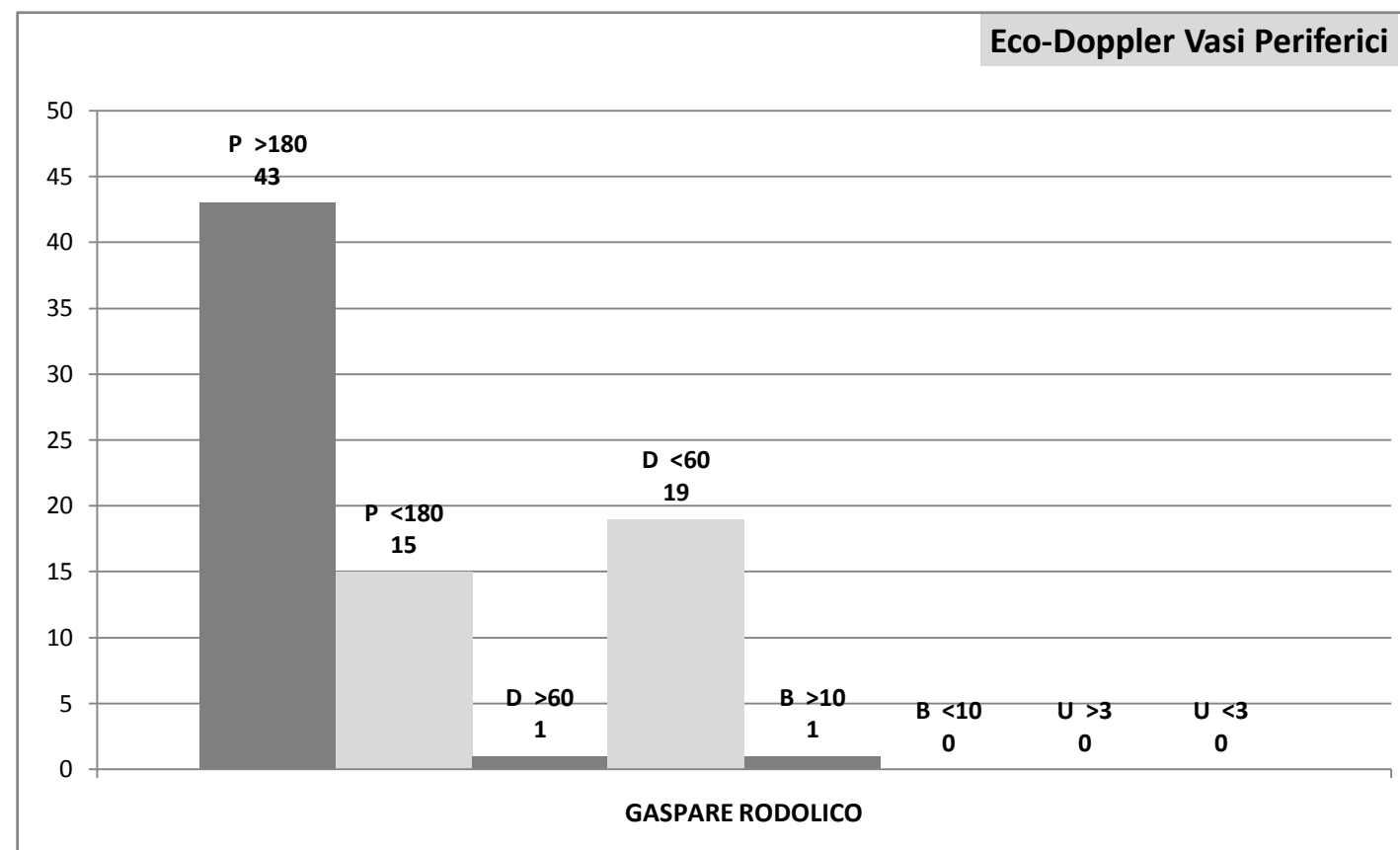
| | |
|-------------------|-----|
| Tot. P: | 99 |
| Tot. D: | 20 |
| Tot. B: | 1 |
| Tot. U: | 0 |
| Tot. Prestazioni: | 120 |
| Tot. P >180: | 79 |
| Tot. D >60: | 2 |
| Tot. B >10: | 0 |
| Tot. U >3: | 0 |
| Tot. fuori tempo: | 81 |
| Attesa media gg.: | 160 |
| Senza Biffatura: | 19 |

Il Responsabile del CUP – Aziendale
Dott. Maurilio DANZI

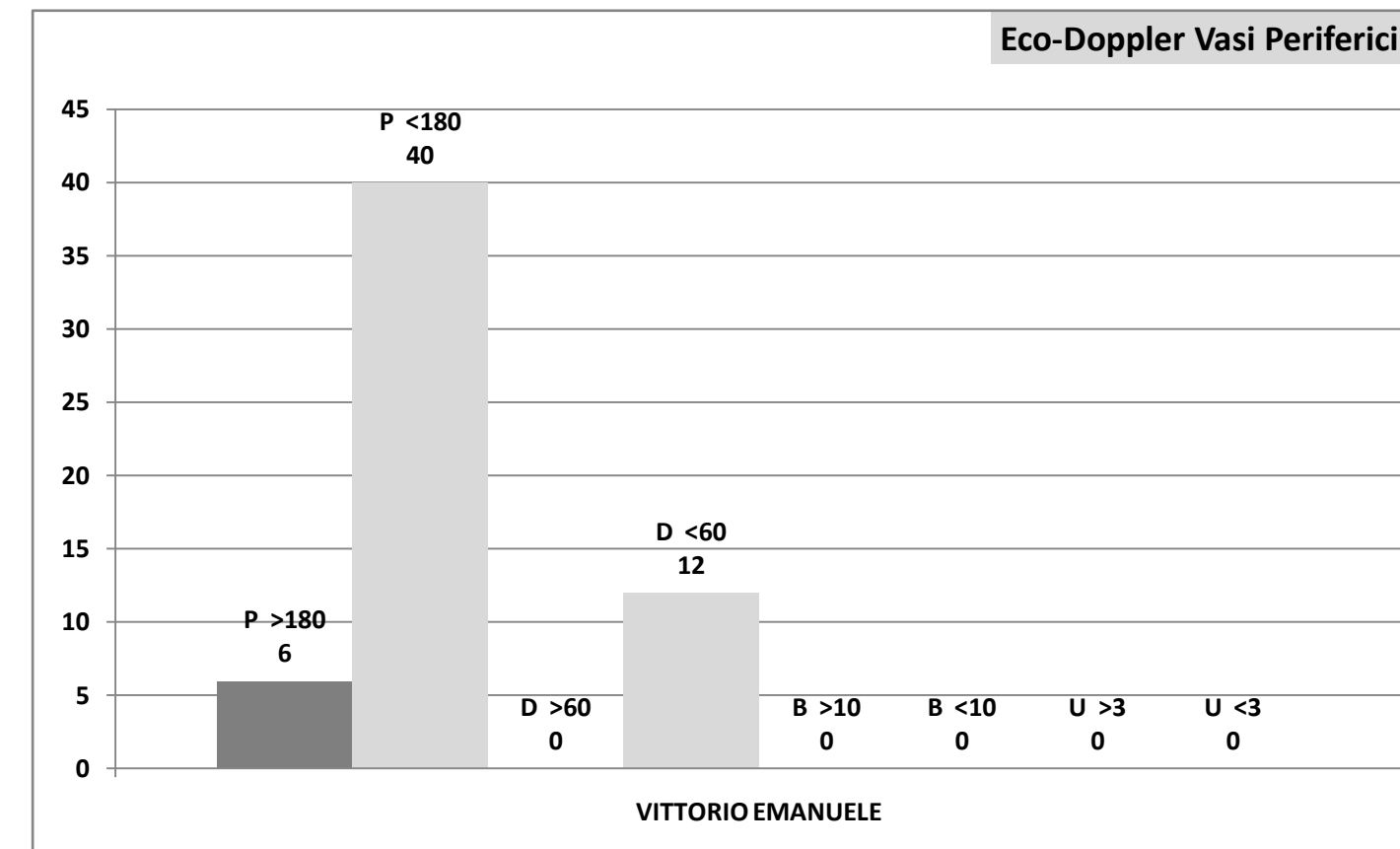
Rilevamento tempi d'attesa PRESTAZIONI CRITICHE, per codice priorità e per Presidi

ottobre/2014

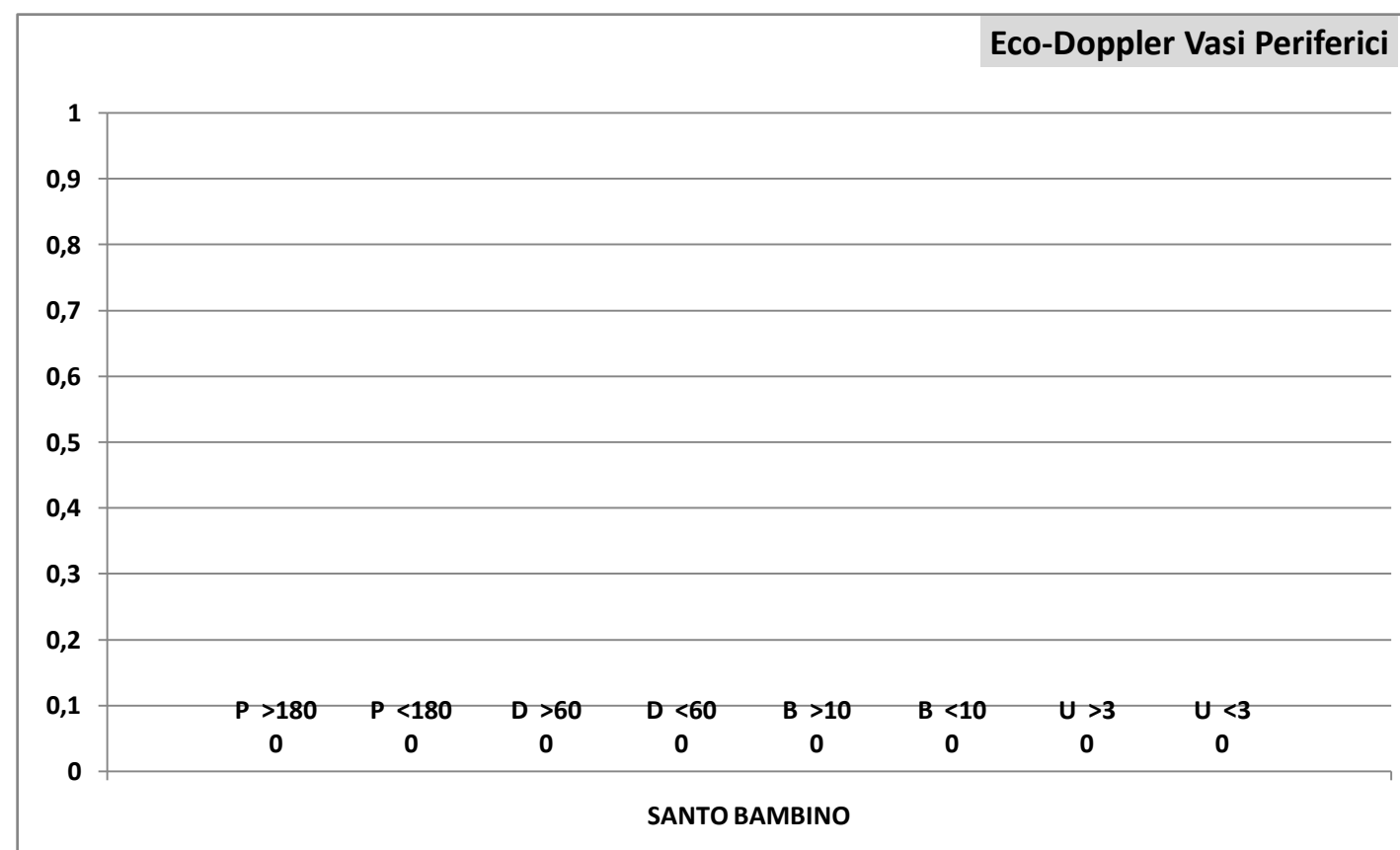
| GASPARE RODOLICO | | |
|------------------|----|---------|
| P >180 | 43 | 74,1 % |
| P <180 | 15 | 25,9 % |
| P Tot | 58 | |
| D >60 | 1 | 5,0 % |
| D <60 | 19 | 95,0 % |
| D Tot | 20 | |
| B >10 | 1 | 100,0 % |
| B <10 | 0 | |
| B Tot | 1 | |
| U >3 | 0 | |
| U <3 | 0 | |
| U Tot | 0 | |



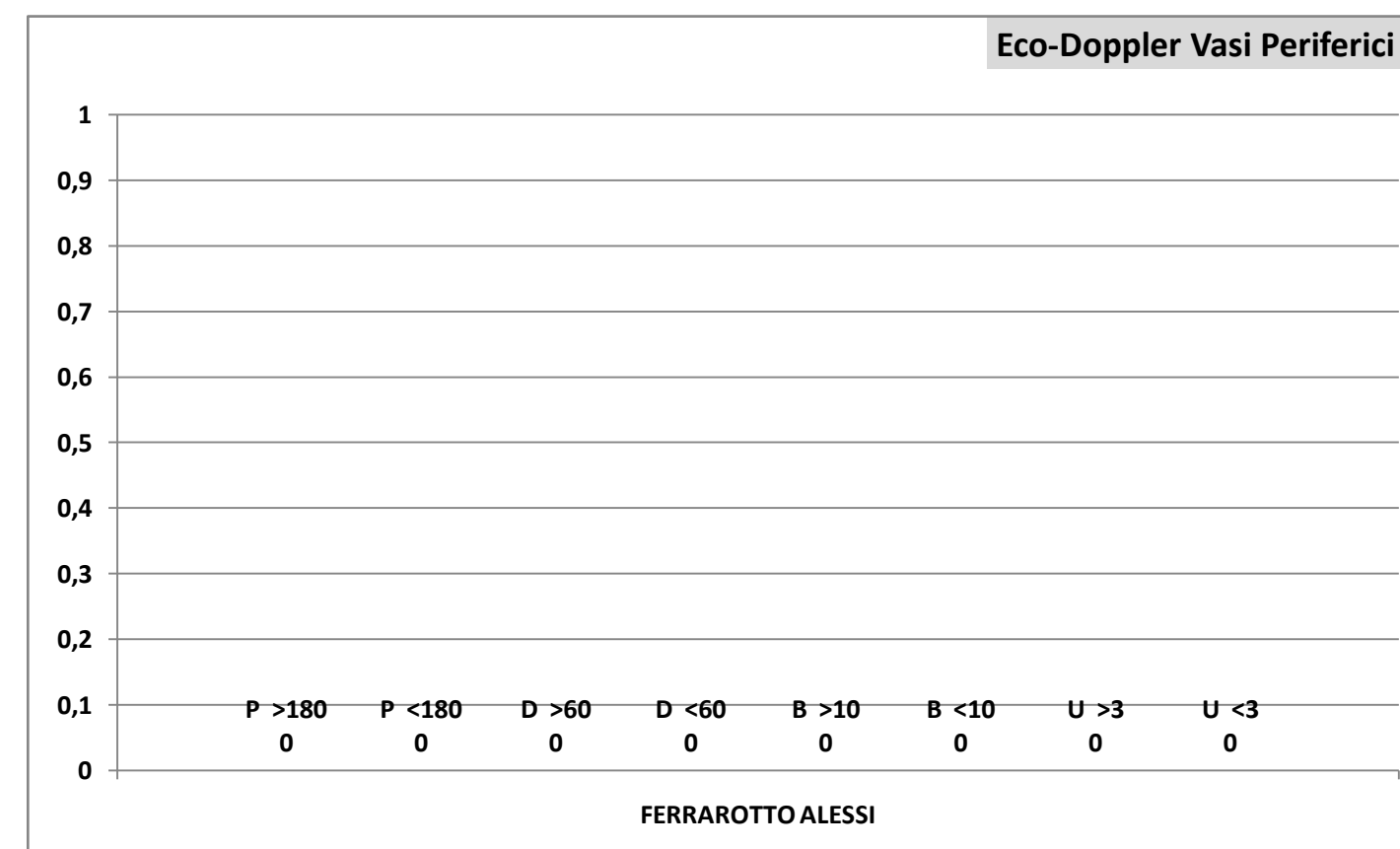
| VITTORIO EMANUELE | | |
|-------------------|----|---------|
| P >180 | 6 | 13,0 % |
| P <180 | 40 | 87,0 % |
| P Tot | 46 | |
| D >60 | 0 | |
| D <60 | 12 | 100,0 % |
| D Tot | 12 | |
| B >10 | 0 | |
| B <10 | 0 | |
| B Tot | 0 | |
| U >3 | 0 | |
| U <3 | 0 | |
| U Tot | 0 | |



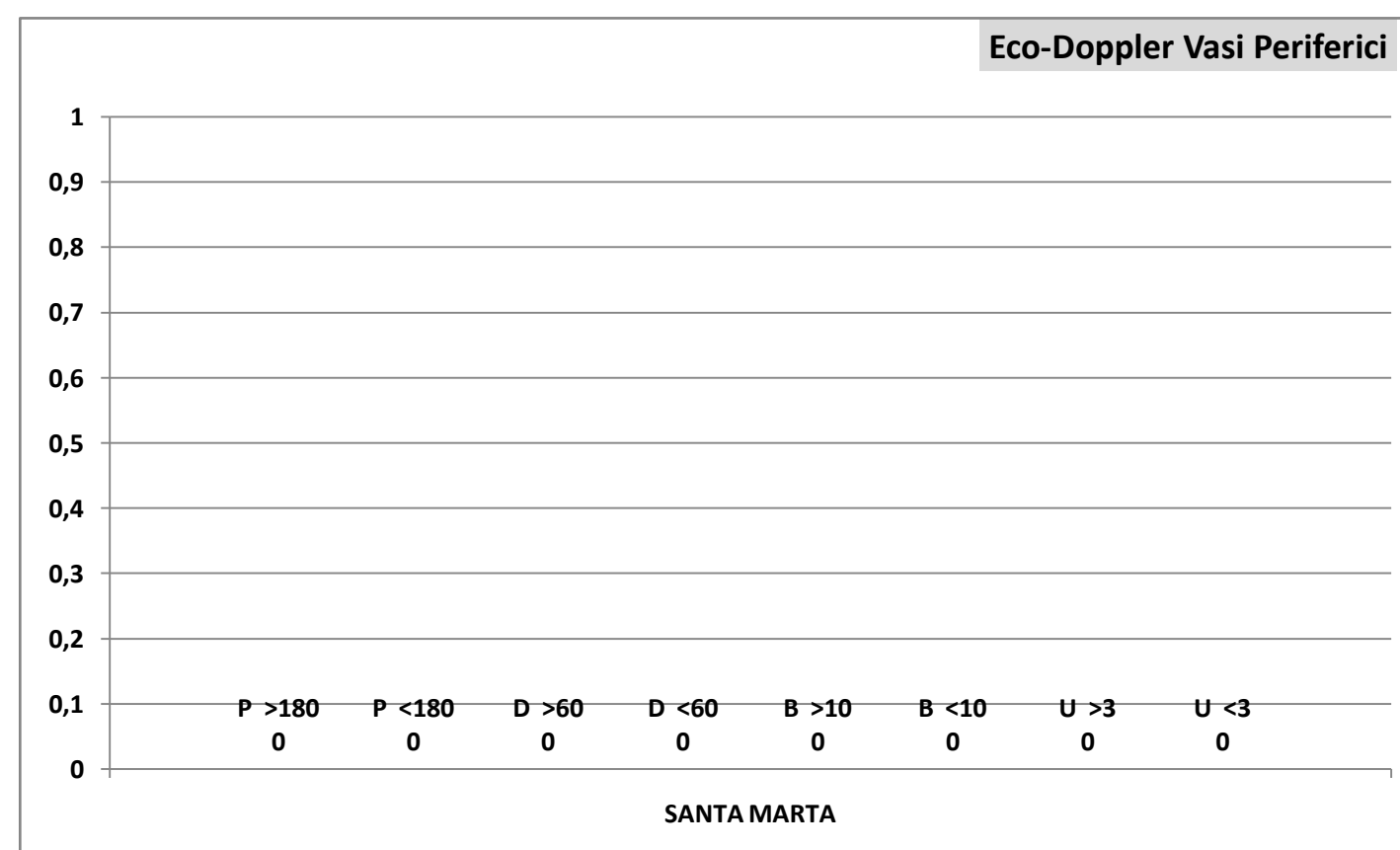
| SANTO BAMBINO | | |
|---------------|---|--|
| P >180 | 0 | |
| P <180 | 0 | |
| P Tot | 0 | |
| D >60 | 0 | |
| D <60 | 0 | |
| D Tot | 0 | |
| B >10 | 0 | |
| B <10 | 0 | |
| B Tot | 0 | |
| U >3 | 0 | |
| U <3 | 0 | |
| U Tot | 0 | |



| FERRAROTTO ALESSI | | |
|-------------------|---|--|
| P >180 | 0 | |
| P <180 | 0 | |
| P Tot | 0 | |
| D >60 | 0 | |
| D <60 | 0 | |
| D Tot | 0 | |
| B >10 | 0 | |
| B <10 | 0 | |
| B Tot | 0 | |
| U >3 | 0 | |
| U <3 | 0 | |
| U Tot | 0 | |



| SANTA MARTA | | |
|-------------|---|--|
| P >180 | 0 | |
| P <180 | 0 | |
| P Tot | 0 | |
| D >60 | 0 | |
| D <60 | 0 | |
| D Tot | 0 | |
| B >10 | 0 | |
| B <10 | 0 | |
| B Tot | 0 | |
| U >3 | 0 | |
| U <3 | 0 | |
| U Tot | 0 | |



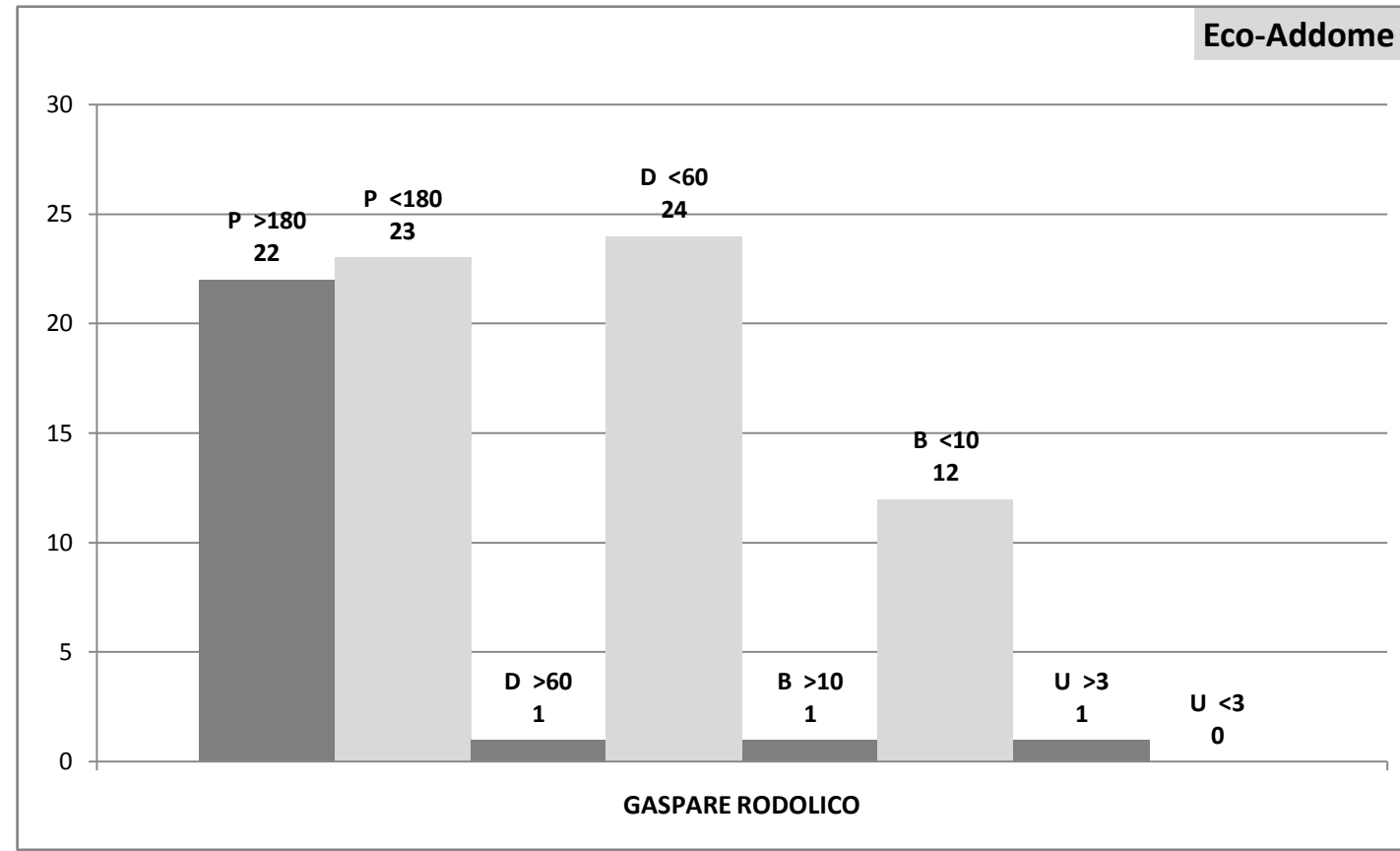
| | |
|-------------------|-----|
| Tot. P: | 104 |
| Tot. D: | 32 |
| Tot. B: | 1 |
| Tot. U: | 0 |
| Tot. Prestazioni: | 137 |
| Tot. P >180: | 49 |
| Tot. D >60: | 1 |
| Tot. B >10: | 1 |
| Tot. U >3: | 0 |
| Tot. fuori tempo: | 51 |
| Attesa media gg.: | 133 |
| Senza Biffatura: | 20 |

Il Responsabile del CUP – Aziendale
Dott. Maurilio DANZI

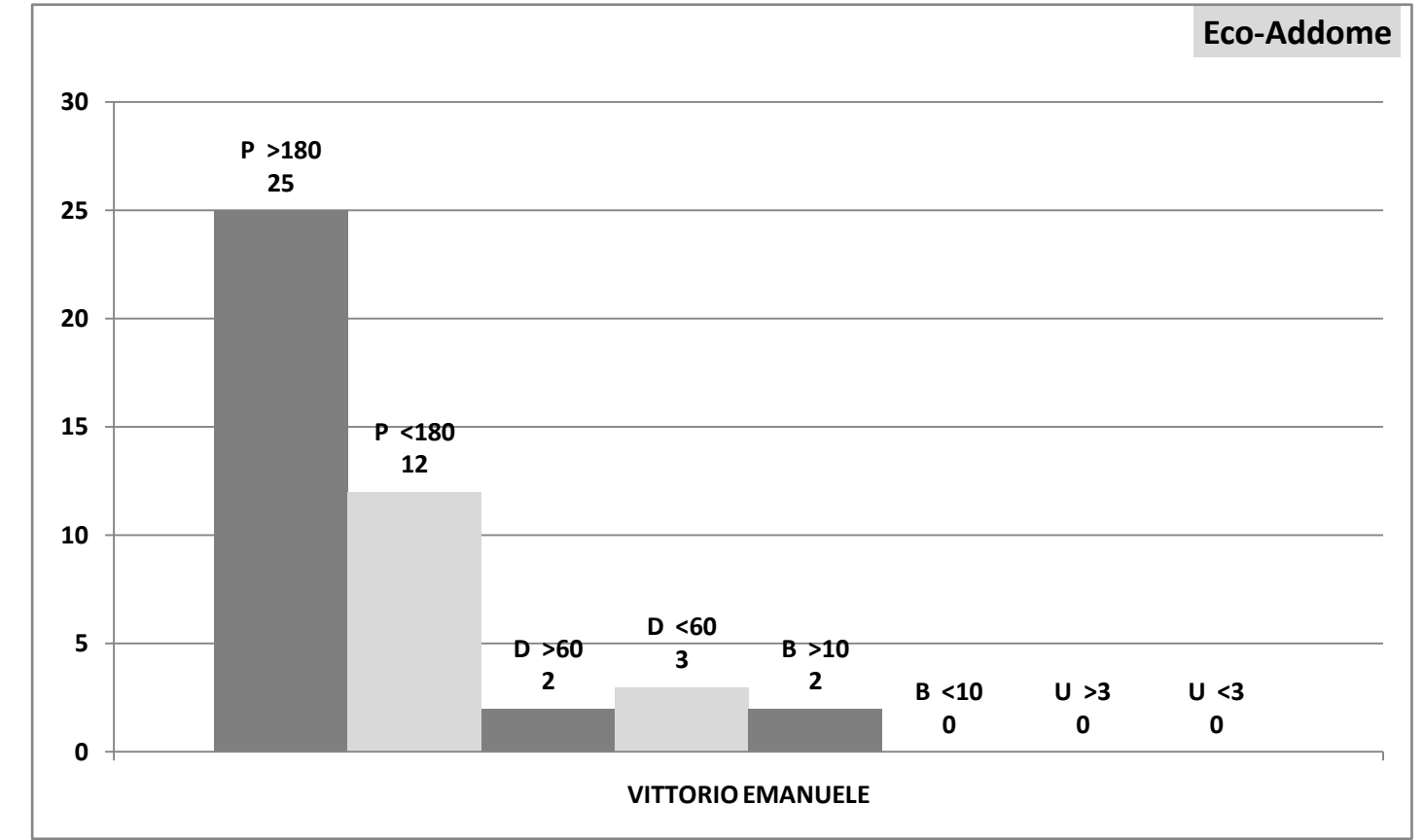
Rilevamento tempi d'attesa PRESTAZIONI CRITICHE, per codice priorità e per Presidi

ottobre/2014

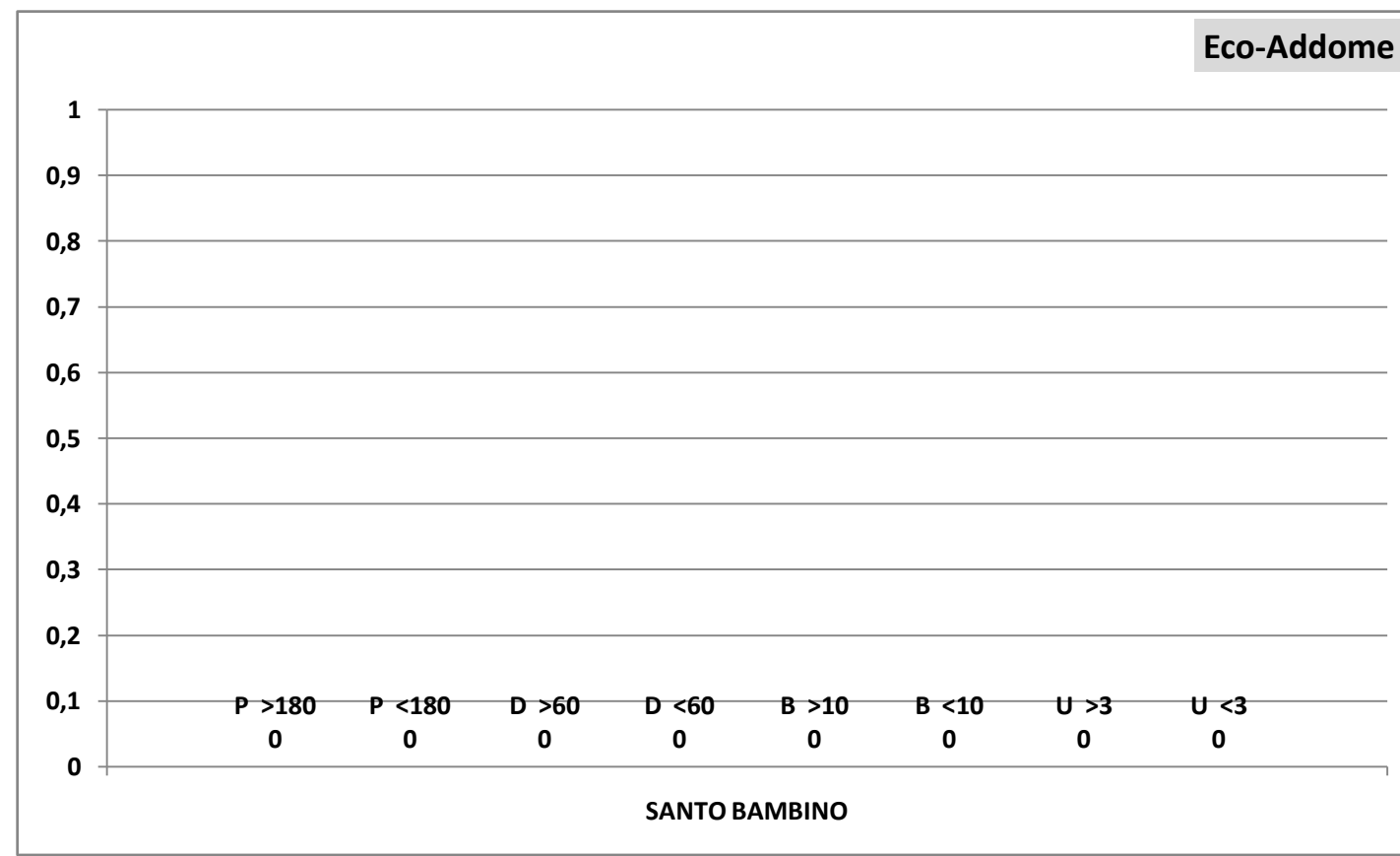
| GASPARE RODOLICO | | |
|------------------|----|---------|
| P >180 | 22 | 48,9 % |
| P <180 | 23 | 51,1 % |
| P Tot | 45 | |
| D >60 | 1 | 4,0 % |
| D <60 | 24 | 96,0 % |
| D Tot | 25 | |
| B >10 | 1 | 7,7 % |
| B <10 | 12 | 92,3 % |
| B Tot | 13 | |
| U >3 | 1 | 100,0 % |
| U <3 | 0 | |
| U Tot | 1 | |



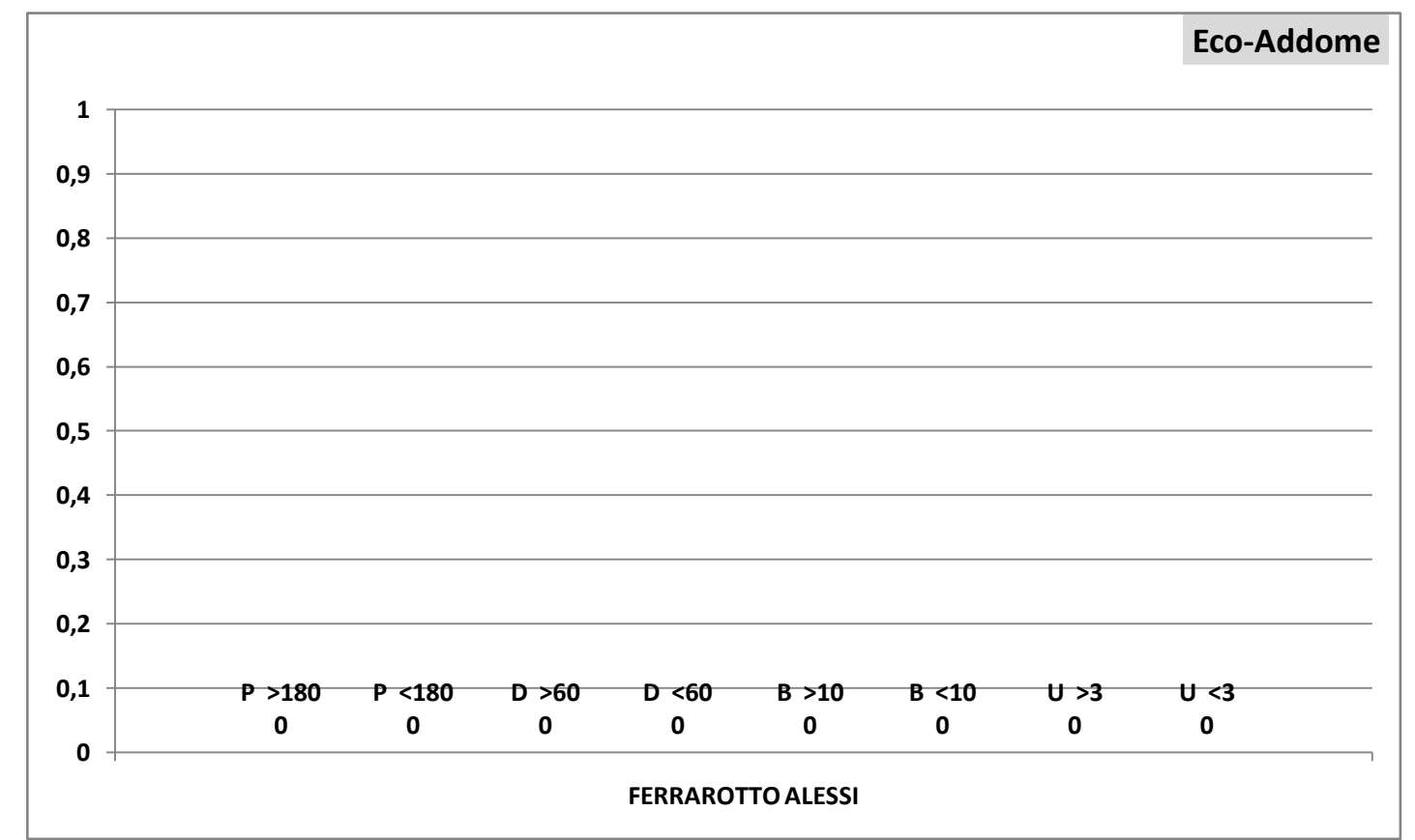
| VITTORIO EMANUELE | | |
|-------------------|----|---------|
| P >180 | 25 | 67,6 % |
| P <180 | 12 | 32,4 % |
| P Tot | 37 | |
| D >60 | 2 | 40,0 % |
| D <60 | 3 | 60,0 % |
| D Tot | 5 | |
| B >10 | 2 | 100,0 % |
| B <10 | 0 | |
| B Tot | 2 | |
| U >3 | 0 | |
| U <3 | 0 | |
| U Tot | 0 | |



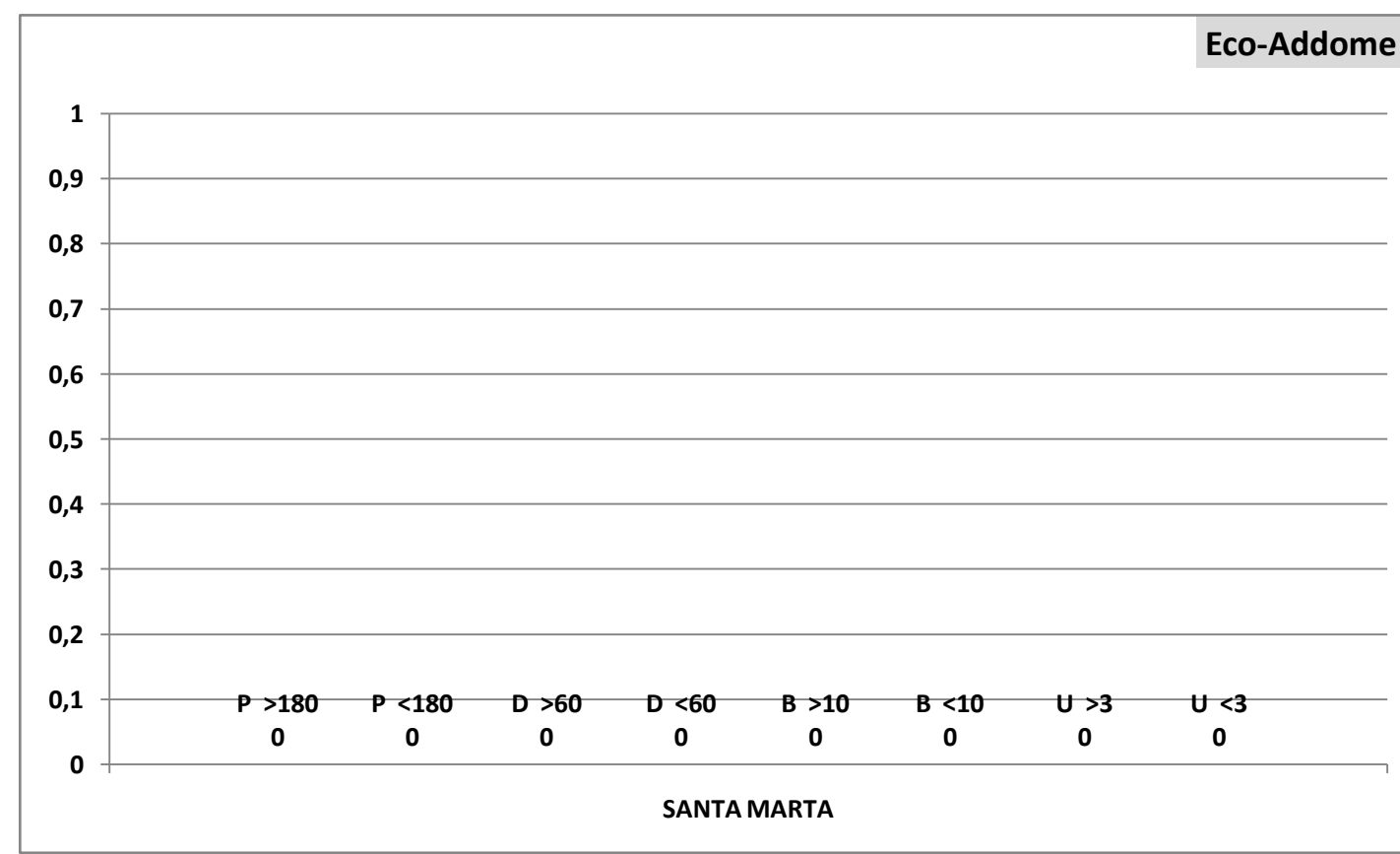
| SANTO BAMBINO | | |
|---------------|---|--|
| P >180 | 0 | |
| P <180 | 0 | |
| P Tot | 0 | |
| D >60 | 0 | |
| D <60 | 0 | |
| D Tot | 0 | |
| B >10 | 0 | |
| B <10 | 0 | |
| B Tot | 0 | |
| U >3 | 0 | |
| U <3 | 0 | |
| U Tot | 0 | |



| FERRAROTTO ALESSI | | |
|-------------------|---|--|
| P >180 | 0 | |
| P <180 | 0 | |
| P Tot | 0 | |
| D >60 | 0 | |
| D <60 | 0 | |
| D Tot | 0 | |
| B >10 | 0 | |
| B <10 | 0 | |
| B Tot | 0 | |
| U >3 | 0 | |
| U <3 | 0 | |
| U Tot | 0 | |



| SANTA MARTA | | |
|-------------|---|--|
| P >180 | 0 | |
| P <180 | 0 | |
| P Tot | 0 | |
| D >60 | 0 | |
| D <60 | 0 | |
| D Tot | 0 | |
| B >10 | 0 | |
| B <10 | 0 | |
| B Tot | 0 | |
| U >3 | 0 | |
| U <3 | 0 | |
| U Tot | 0 | |



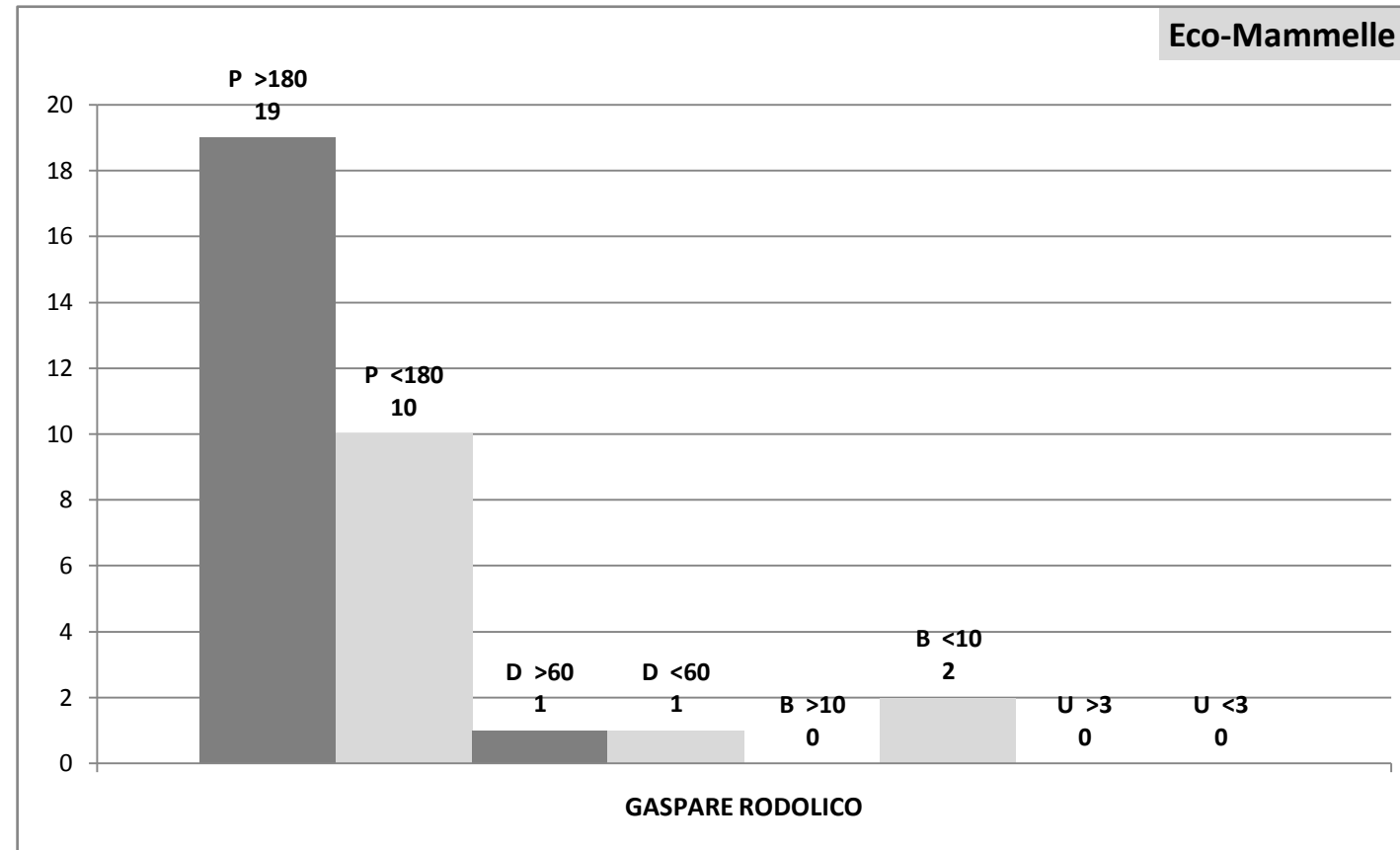
| | |
|-------------------|-----|
| Tot. P: | 82 |
| Tot. D: | 30 |
| Tot. B: | 15 |
| Tot. U: | 1 |
| Tot. Prestazioni: | 128 |
| Tot. P >180: | 47 |
| Tot. D >60: | 3 |
| Tot. B >10: | 3 |
| Tot. U >3: | 1 |
| Tot. fuori tempo: | 54 |
| Attesa media gg.: | 128 |
| Senza Biffatura: | 28 |

Il Responsabile del CUP – Aziendale
Dott. Maurilio DANZI

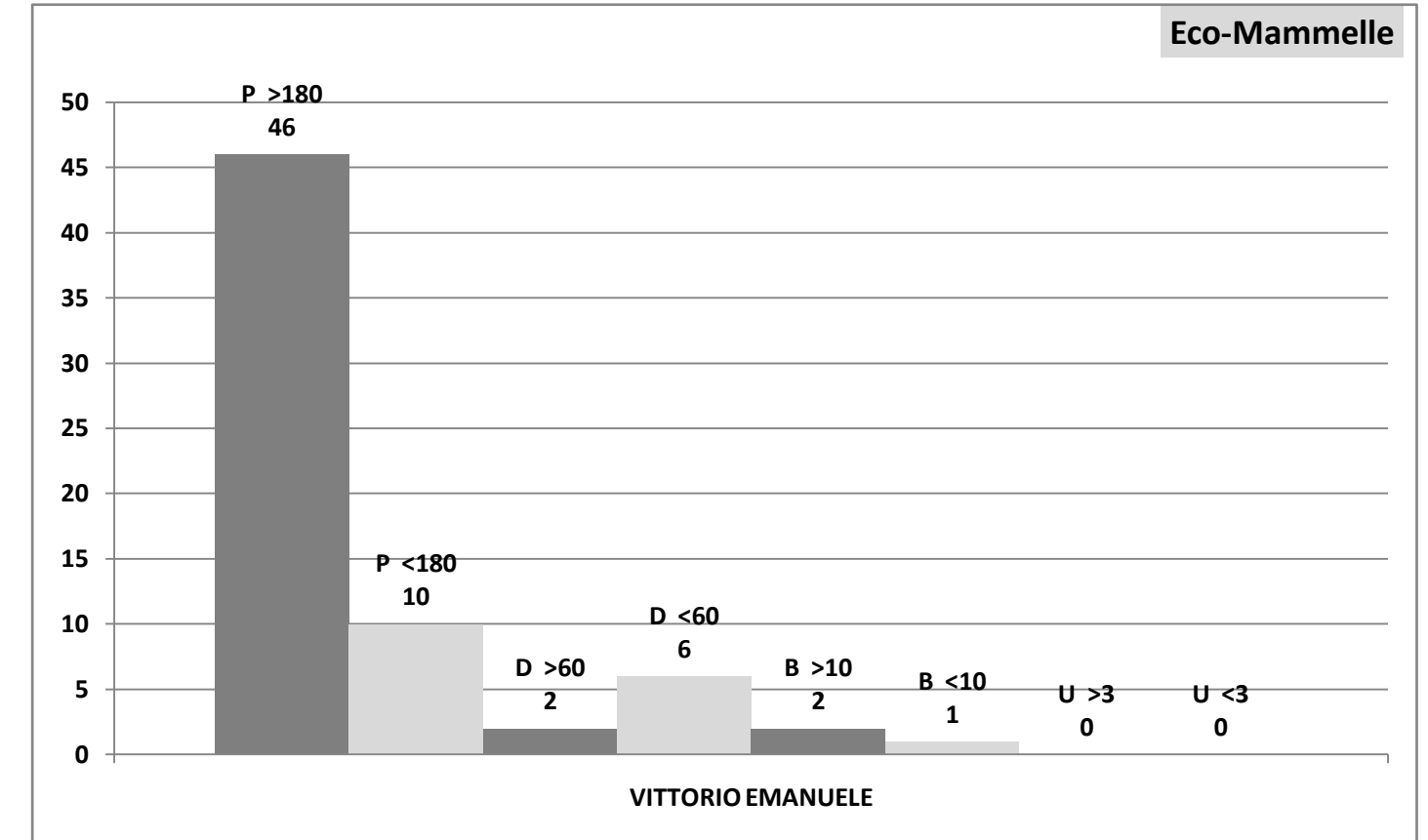
Rilevamento tempi d'attesa PRESTAZIONI CRITICHE, per codice priorità e per Presidi

ottobre/2014

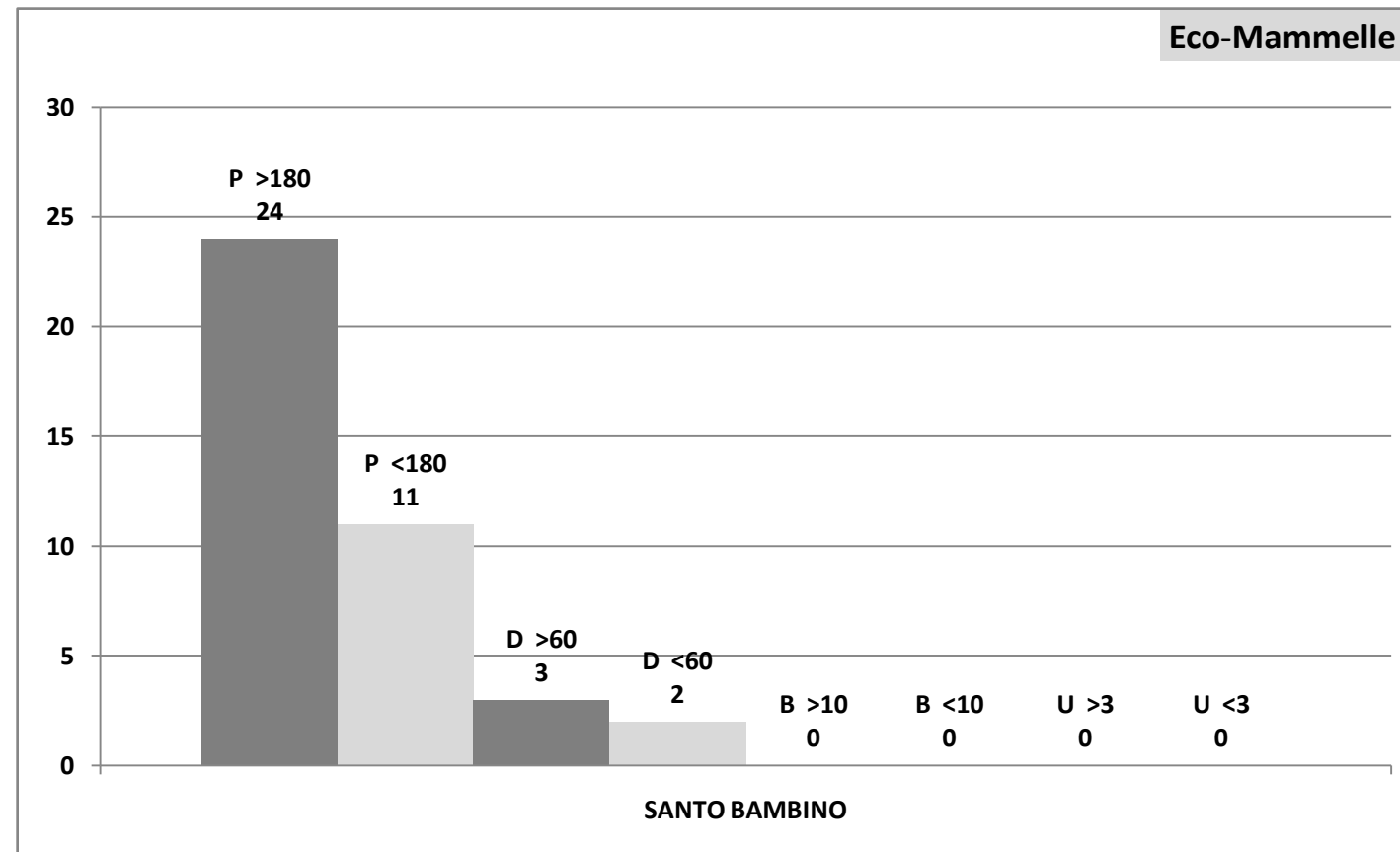
| GASPARE RODOLICO | | |
|------------------|----|---------|
| P >180 | 19 | 65,5 % |
| P <180 | 10 | 34,5 % |
| P Tot | 29 | |
| D >60 | 1 | 50,0 % |
| D <60 | 1 | 50,0 % |
| D Tot | 2 | |
| B >10 | 0 | |
| B <10 | 2 | 100,0 % |
| B Tot | 2 | |
| U >3 | 0 | |
| U <3 | 0 | |
| U Tot | 0 | |



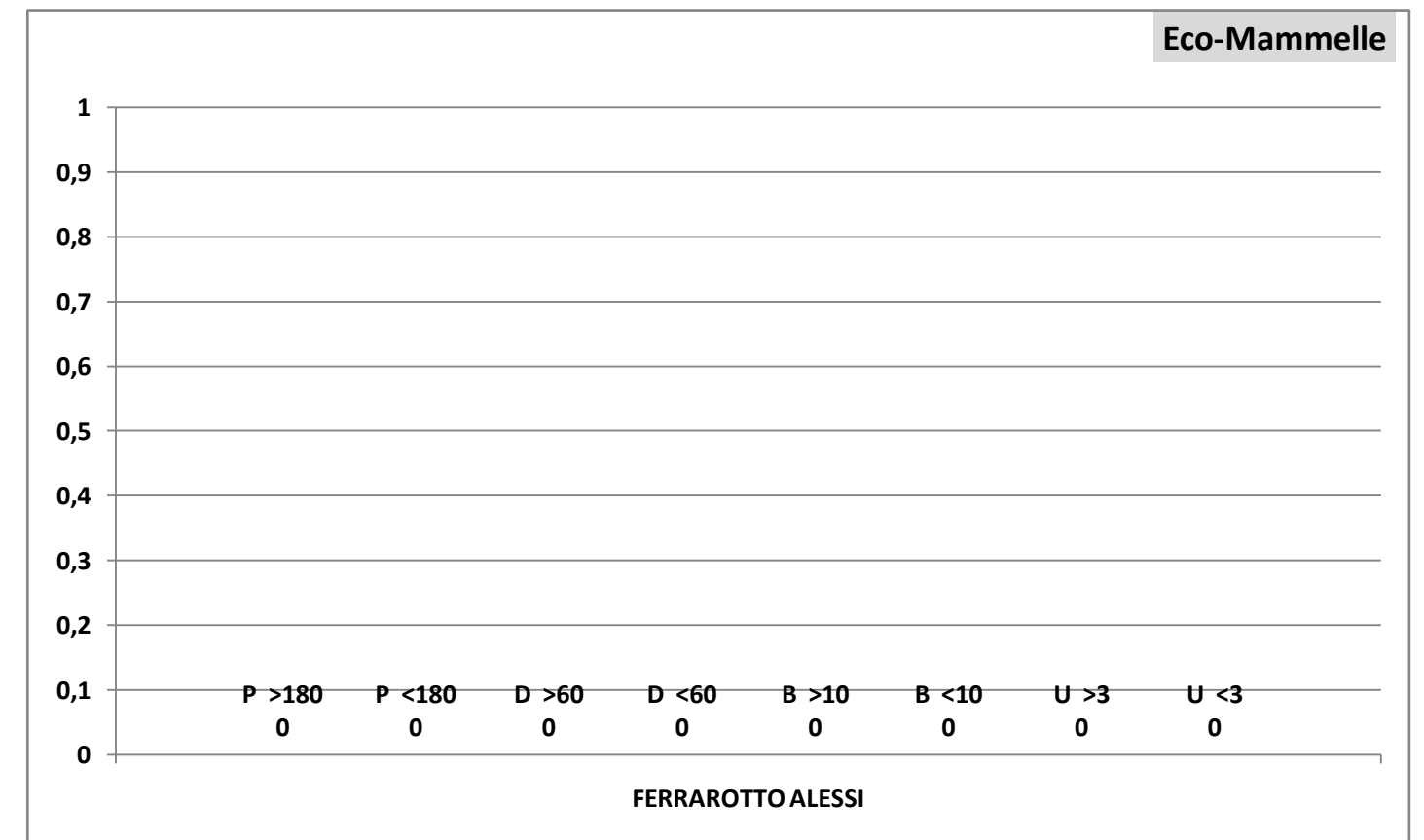
| VITTORIO EMANUELE | | |
|-------------------|----|--------|
| P >180 | 46 | 82,1 % |
| P <180 | 10 | 17,9 % |
| P Tot | 56 | |
| D >60 | 2 | 25,0 % |
| D <60 | 6 | 75,0 % |
| D Tot | 8 | |
| B >10 | 2 | 66,7 % |
| B <10 | 1 | 33,3 % |
| B Tot | 3 | |
| U >3 | 0 | |
| U <3 | 0 | |
| U Tot | 0 | |



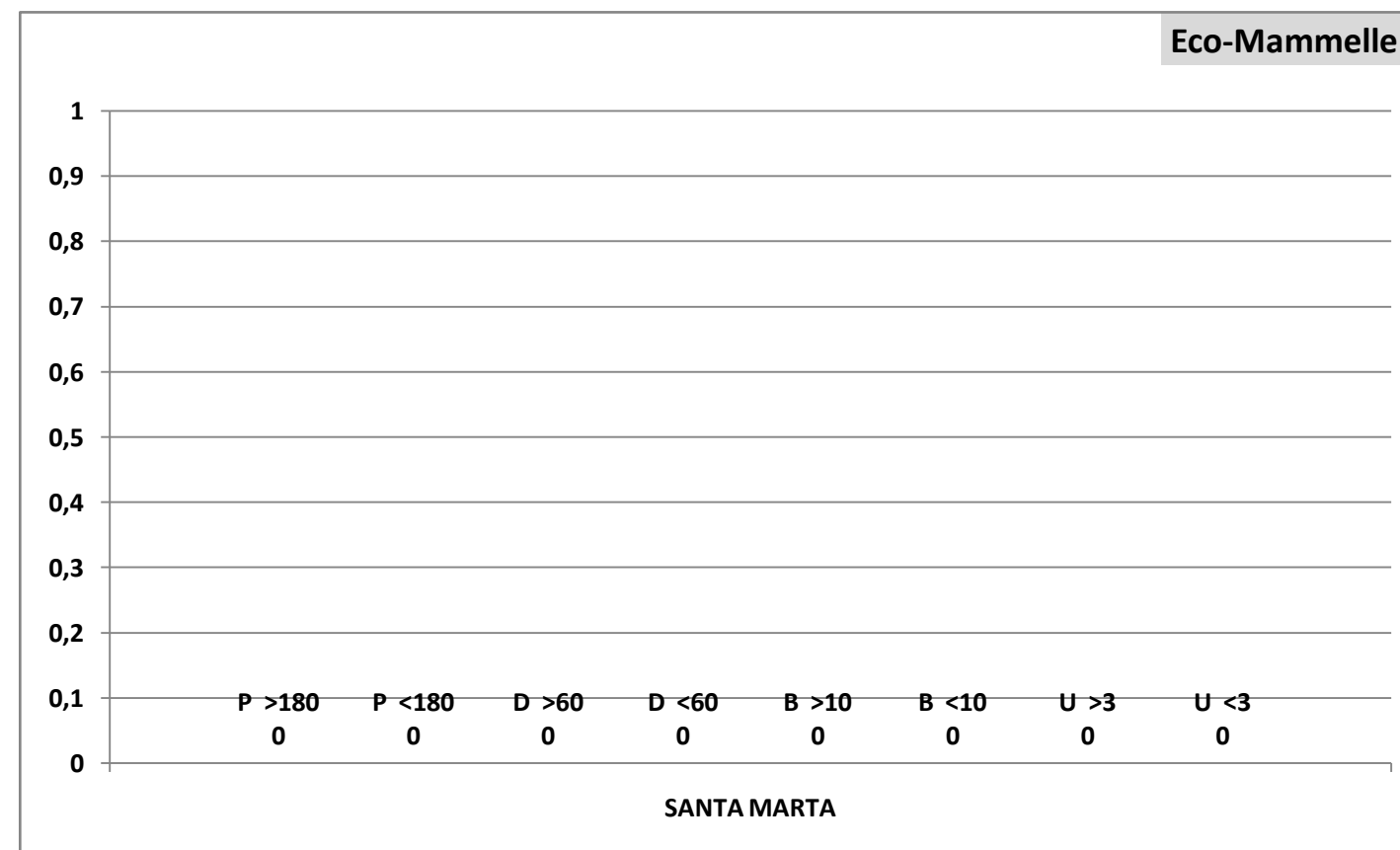
| SANTO BAMBINO | | |
|---------------|----|--------|
| P >180 | 24 | 68,6 % |
| P <180 | 11 | 31,4 % |
| P Tot | 35 | |
| D >60 | 3 | 60,0 % |
| D <60 | 2 | 40,0 % |
| D Tot | 5 | |
| B >10 | 0 | |
| B <10 | 0 | |
| B Tot | 0 | |
| U >3 | 0 | |
| U <3 | 0 | |
| U Tot | 0 | |



| FERRAROTTO ALESSI | | |
|-------------------|---|--|
| P >180 | 0 | |
| P <180 | 0 | |
| P Tot | 0 | |
| D >60 | 0 | |
| D <60 | 0 | |
| D Tot | 0 | |
| B >10 | 0 | |
| B <10 | 0 | |
| B Tot | 0 | |
| U >3 | 0 | |
| U <3 | 0 | |
| U Tot | 0 | |



| SANTA MARTA | | |
|-------------|---|--|
| P >180 | 0 | |
| P <180 | 0 | |
| P Tot | 0 | |
| D >60 | 0 | |
| D <60 | 0 | |
| D Tot | 0 | |
| B >10 | 0 | |
| B <10 | 0 | |
| B Tot | 0 | |
| U >3 | 0 | |
| U <3 | 0 | |
| U Tot | 0 | |



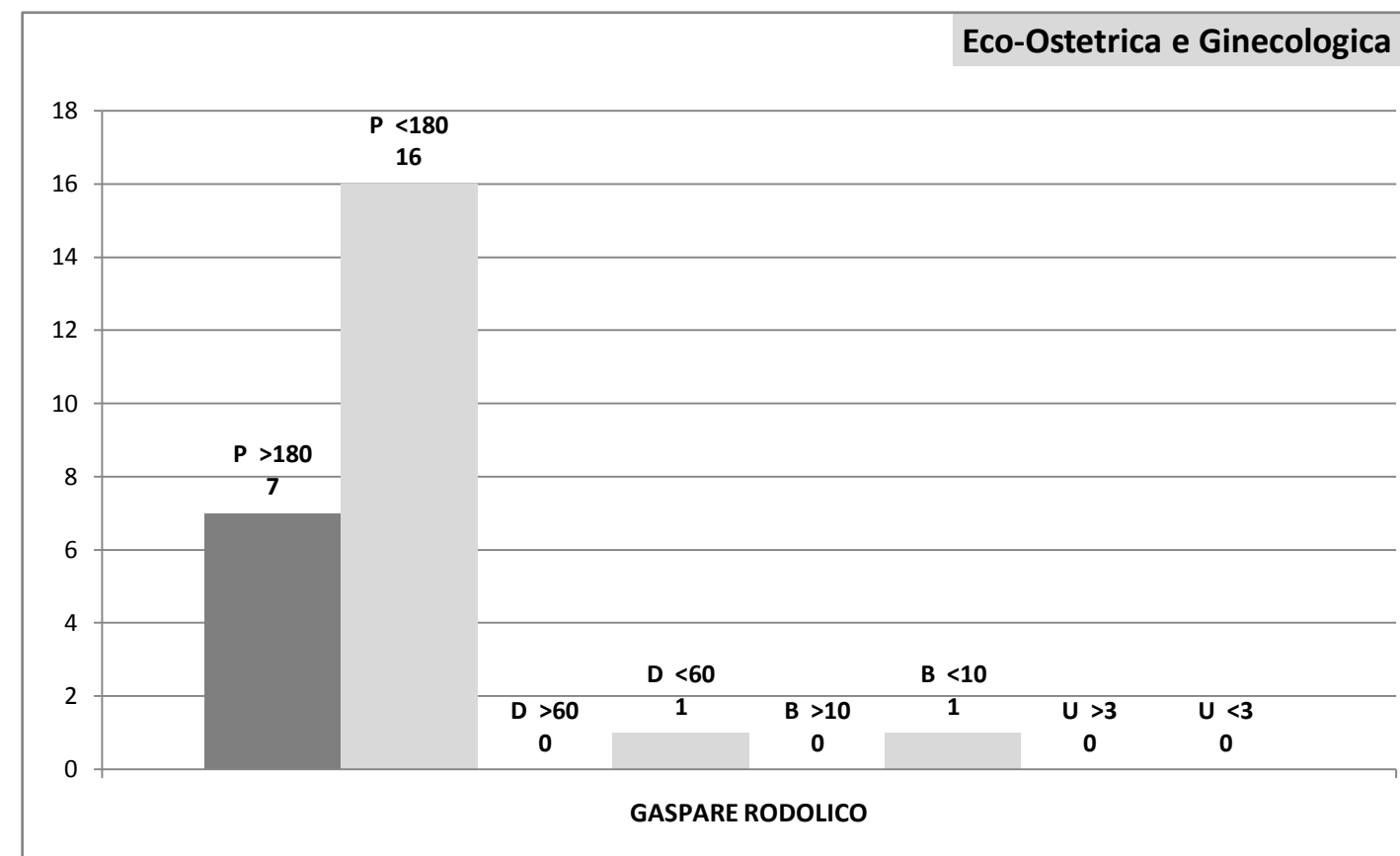
| | |
|-------------------|-----|
| Tot. P: | 120 |
| Tot. D: | 15 |
| Tot. B: | 5 |
| Tot. U: | 0 |
| Tot. Prestazioni: | 140 |
| Tot. P >180: | 89 |
| Tot. D >60: | 6 |
| Tot. B >10: | 2 |
| Tot. U >3: | 0 |
| Tot. fuori tempo: | 97 |
| Attesa media gg.: | 202 |
| Senza Biffatura: | 31 |

Il Responsabile del CUP – Aziendale
Dott. Maurilio DANZI

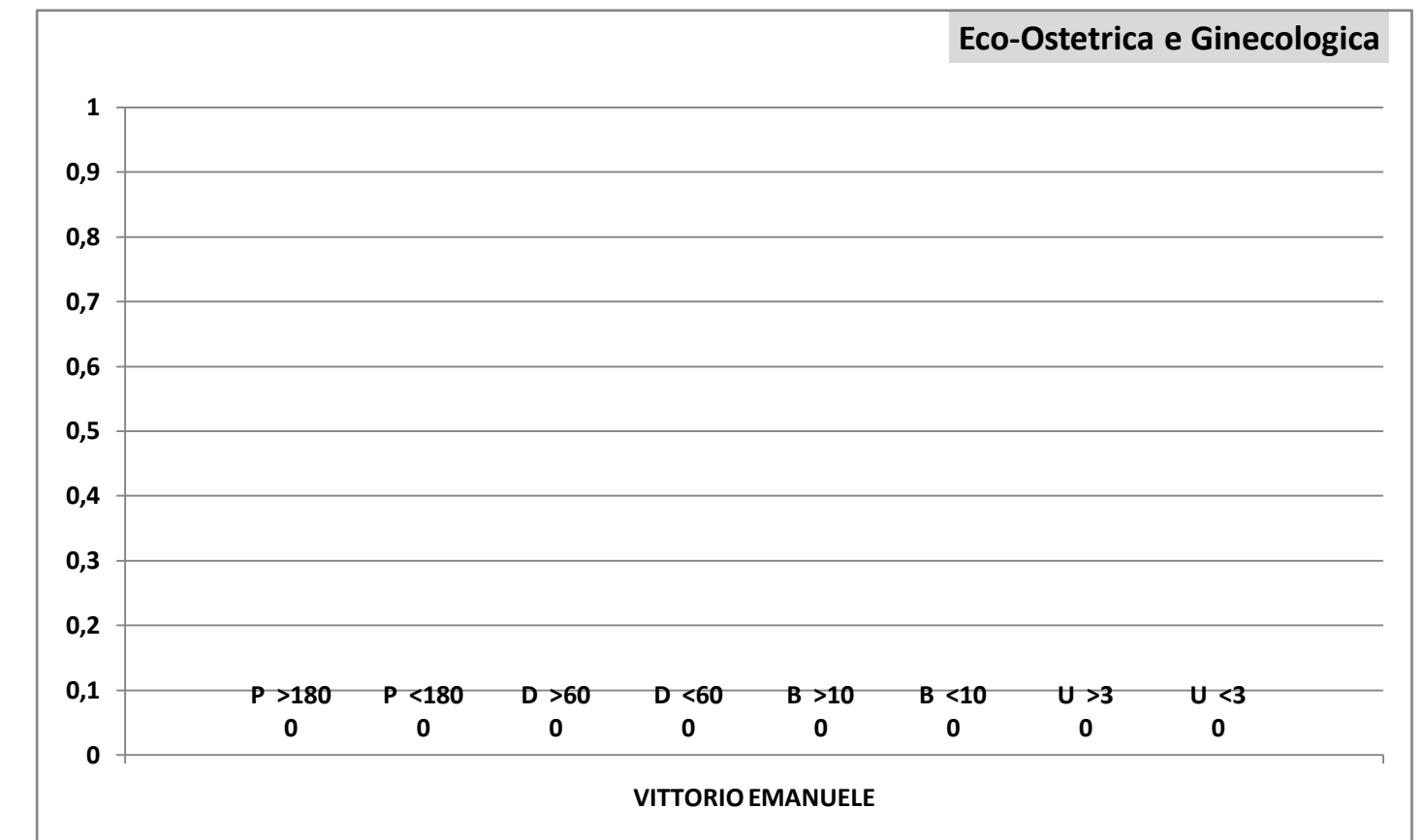
Rilevamento tempi d'attesa PRESTAZIONI CRITICHE, per codice priorità e per Presidi

ottobre/2014

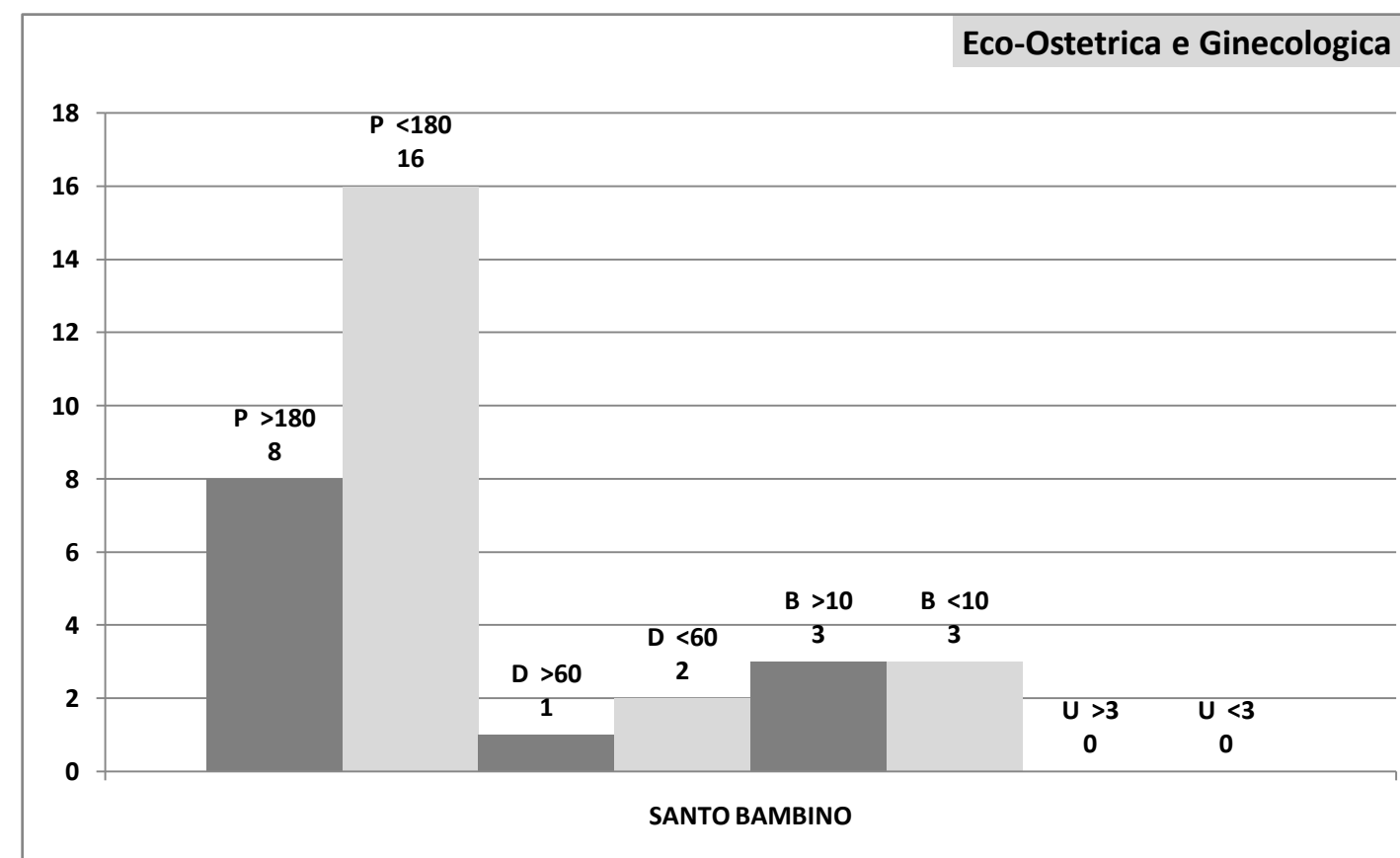
| GASPARE RODOLICO | | |
|------------------|----|---------|
| P >180 | 7 | 30,4 % |
| P <180 | 16 | 69,6 % |
| P Tot | 23 | |
| D >60 | 0 | |
| D <60 | 1 | 100,0 % |
| D Tot | 1 | |
| B >10 | 0 | |
| B <10 | 1 | 100,0 % |
| B Tot | 1 | |
| U >3 | 0 | |
| U <3 | 0 | |
| U Tot | 0 | |



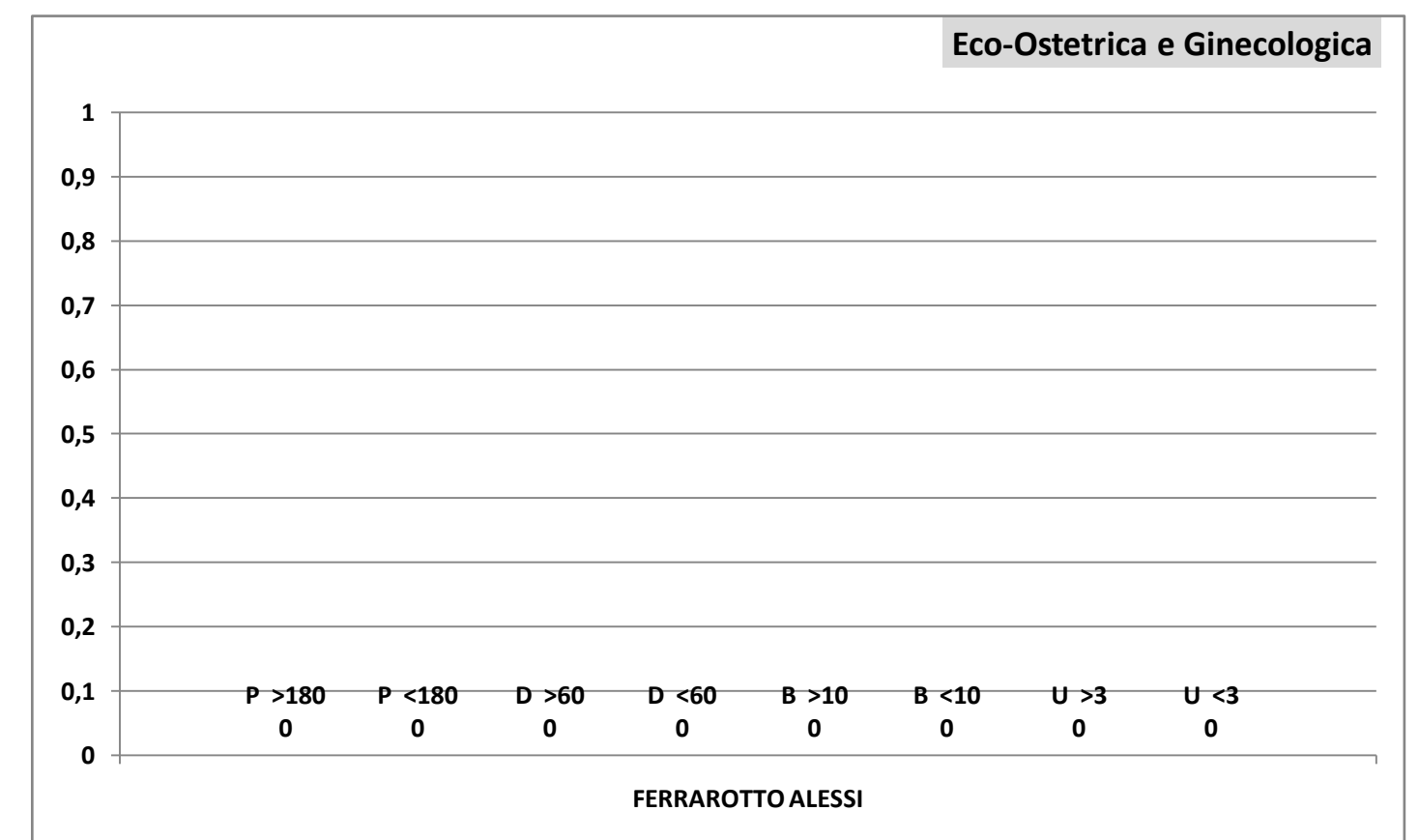
| VITTORIO EMANUELE | | |
|-------------------|---|--|
| P >180 | 0 | |
| P <180 | 0 | |
| P Tot | 0 | |
| D >60 | 0 | |
| D <60 | 0 | |
| D Tot | 0 | |
| B >10 | 0 | |
| B <10 | 0 | |
| B Tot | 0 | |
| U >3 | 0 | |
| U <3 | 0 | |
| U Tot | 0 | |



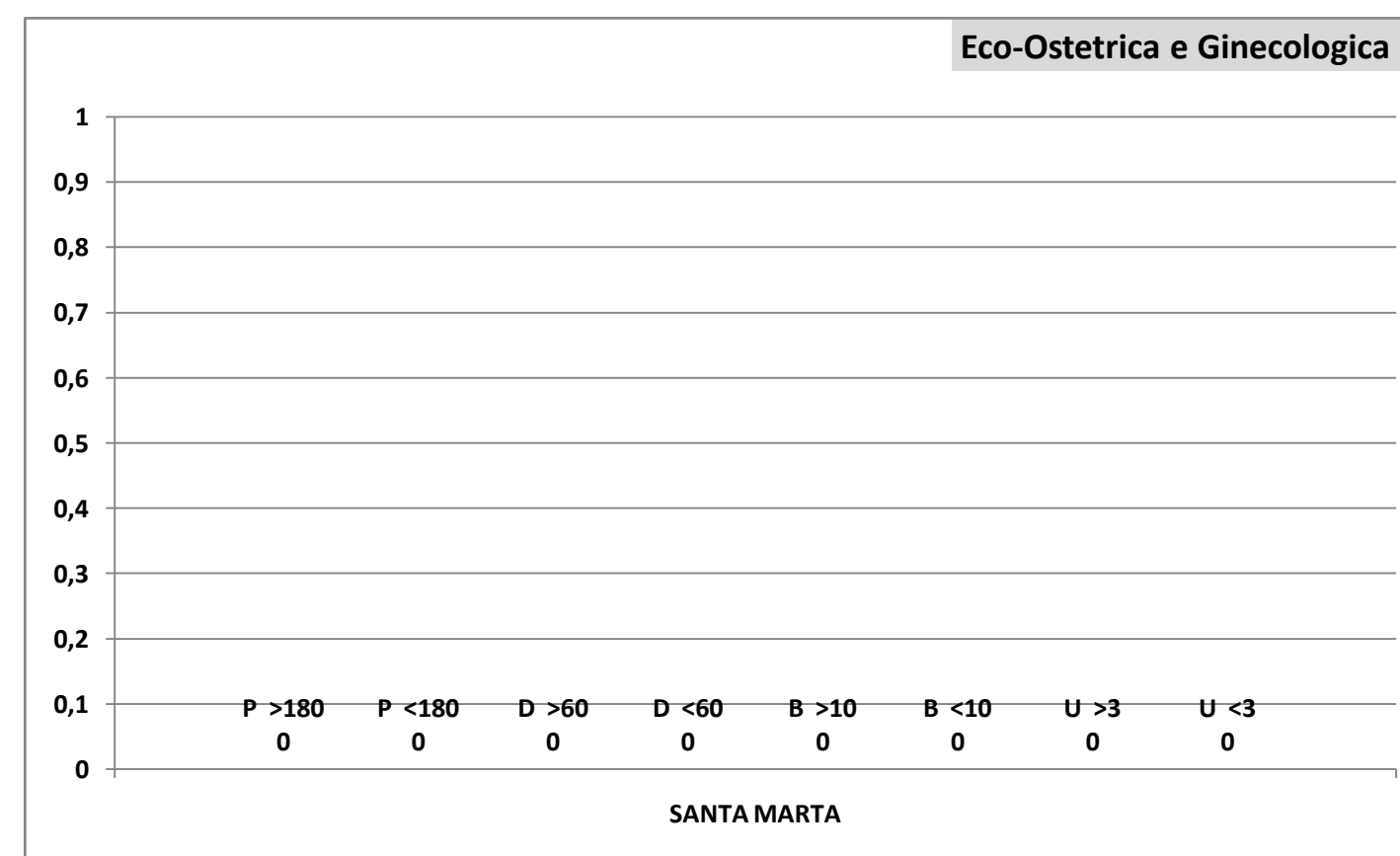
| SANTO BAMBINO | | |
|---------------|----|--------|
| P >180 | 8 | 33,3 % |
| P <180 | 16 | 66,7 % |
| P Tot | 24 | |
| D >60 | 1 | 33,3 % |
| D <60 | 2 | 66,7 % |
| D Tot | 3 | |
| B >10 | 3 | 50,0 % |
| B <10 | 3 | 50,0 % |
| B Tot | 6 | |
| U >3 | 0 | |
| U <3 | 0 | |
| U Tot | 0 | |



| FERRAROTTO ALESSI | | |
|-------------------|---|--|
| P >180 | 0 | |
| P <180 | 0 | |
| P Tot | 0 | |
| D >60 | 0 | |
| D <60 | 0 | |
| D Tot | 0 | |
| B >10 | 0 | |
| B <10 | 0 | |
| B Tot | 0 | |
| U >3 | 0 | |
| U <3 | 0 | |
| U Tot | 0 | |



| SANTA MARTA | | |
|-------------|---|--|
| P >180 | 0 | |
| P <180 | 0 | |
| P Tot | 0 | |
| D >60 | 0 | |
| D <60 | 0 | |
| D Tot | 0 | |
| B >10 | 0 | |
| B <10 | 0 | |
| B Tot | 0 | |
| U >3 | 0 | |
| U <3 | 0 | |
| U Tot | 0 | |



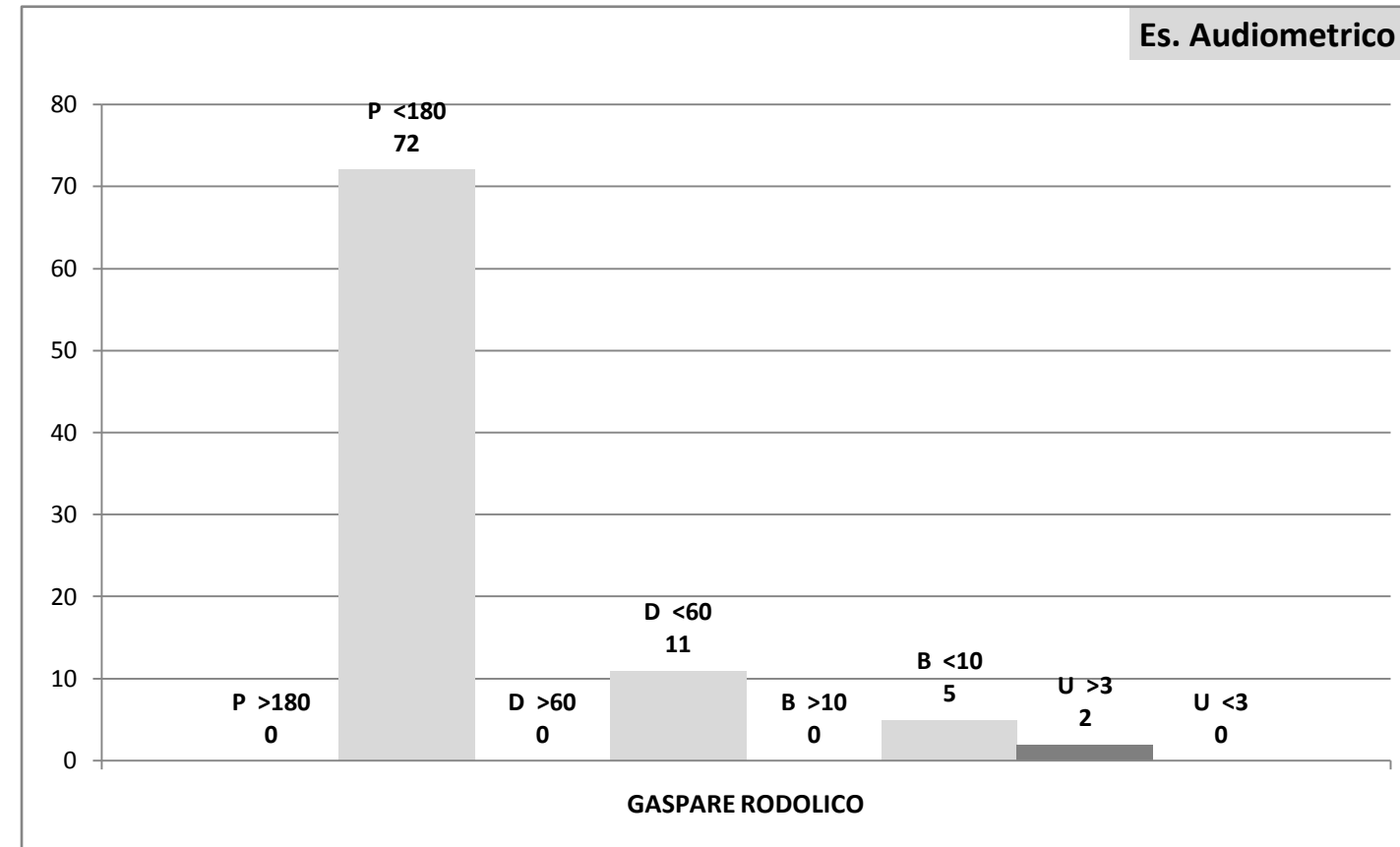
| | |
|-------------------|-----|
| Tot. P: | 47 |
| Tot. D: | 4 |
| Tot. B: | 7 |
| Tot. U: | 0 |
| Tot. Prestazioni: | 58 |
| Tot. P >180: | 15 |
| Tot. D >60: | 1 |
| Tot. B >10: | 3 |
| Tot. U >3: | 0 |
| Tot. fuori tempo: | 19 |
| Attesa media gg.: | 123 |
| Senza Biffatura: | 21 |

Il Responsabile del CUP – Aziendale
Dott. Maurilio DANZI

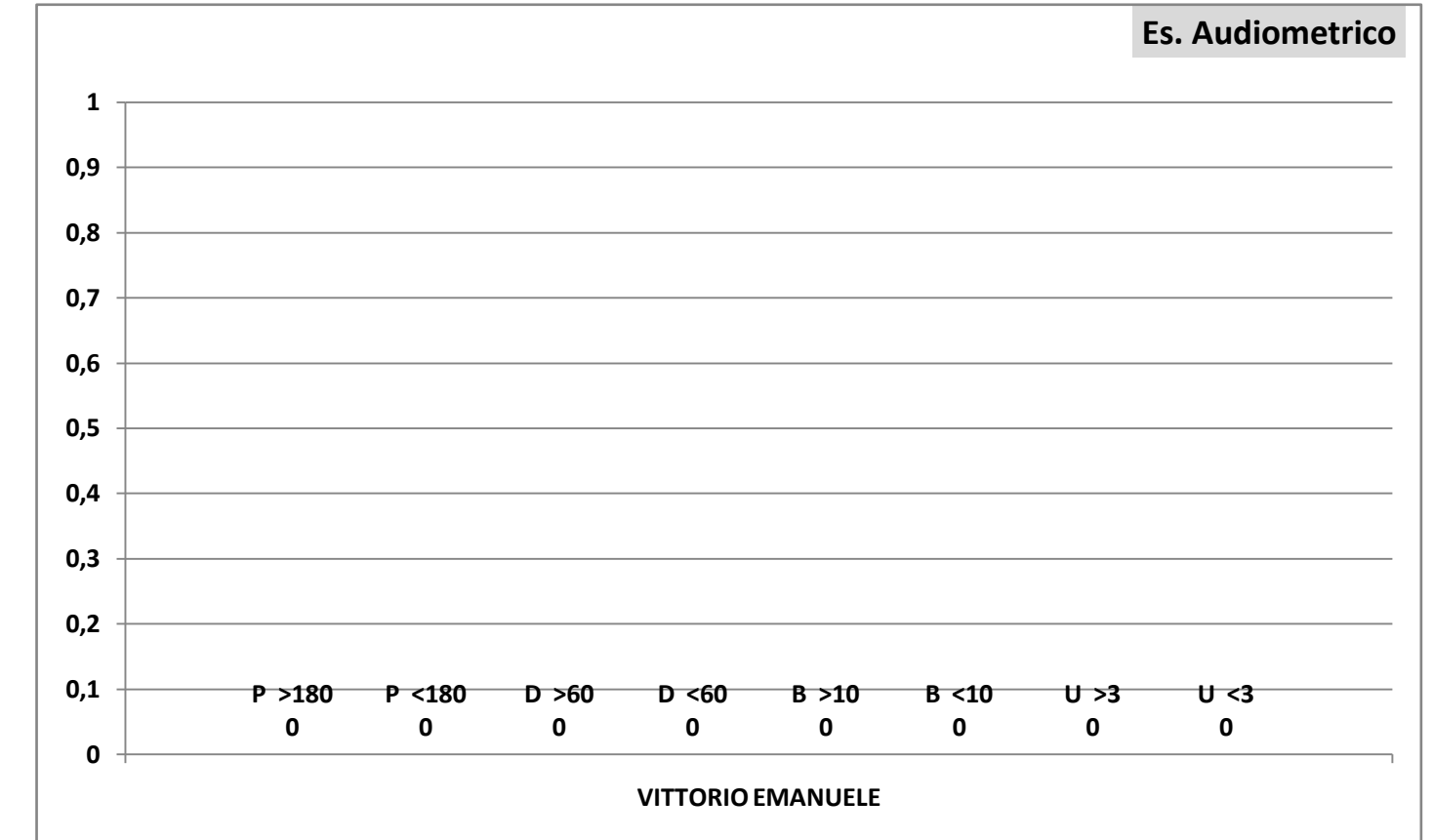
Rilevamento tempi d'attesa PRESTAZIONI CRITICHE, per codice priorità e per Presidi

ottobre/2014

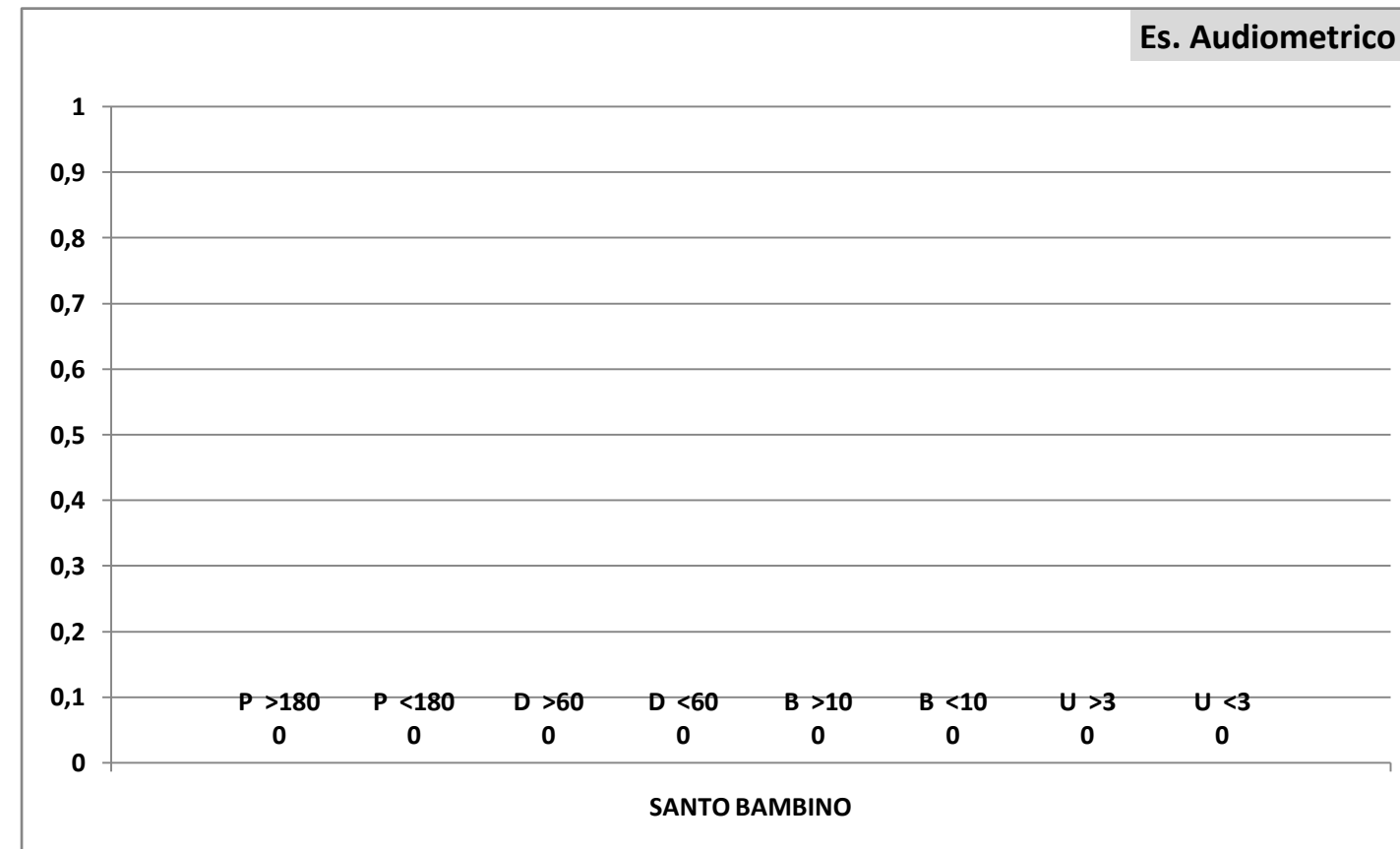
| GASPARE RODOLICO | | |
|------------------|----|---------|
| P >180 | 0 | |
| P <180 | 72 | 100,0 % |
| P Tot | 72 | |
| D >60 | 0 | |
| D <60 | 11 | 100,0 % |
| D Tot | 11 | |
| B >10 | 0 | |
| B <10 | 5 | 100,0 % |
| B Tot | 5 | |
| U >3 | 2 | 100,0 % |
| U <3 | 0 | |
| U Tot | 2 | |



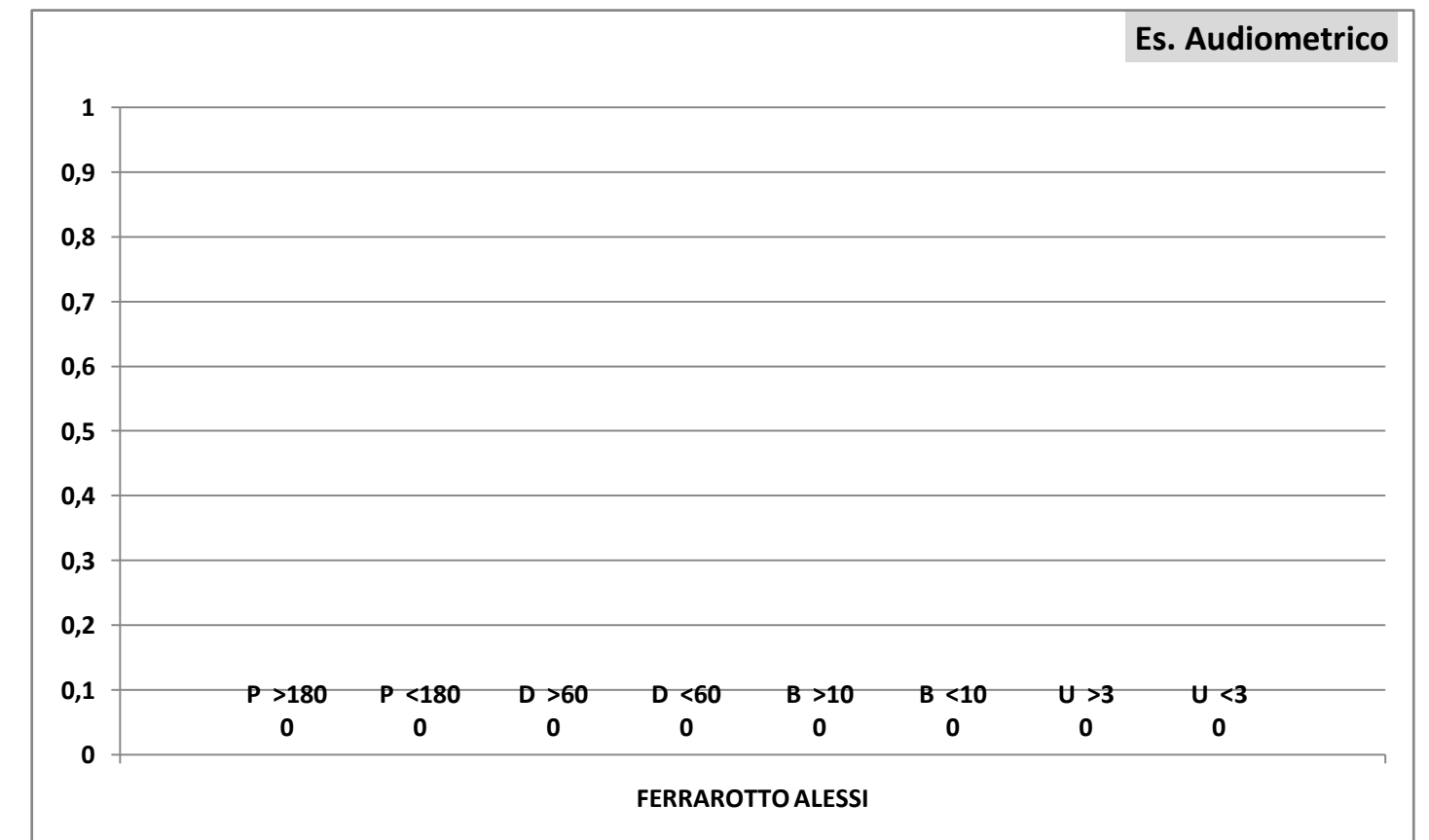
| VITTORIO EMANUELE | | |
|-------------------|---|--|
| P >180 | 0 | |
| P <180 | 0 | |
| P Tot | 0 | |
| D >60 | 0 | |
| D <60 | 0 | |
| D Tot | 0 | |
| B >10 | 0 | |
| B <10 | 0 | |
| B Tot | 0 | |
| U >3 | 0 | |
| U <3 | 0 | |
| U Tot | 0 | |



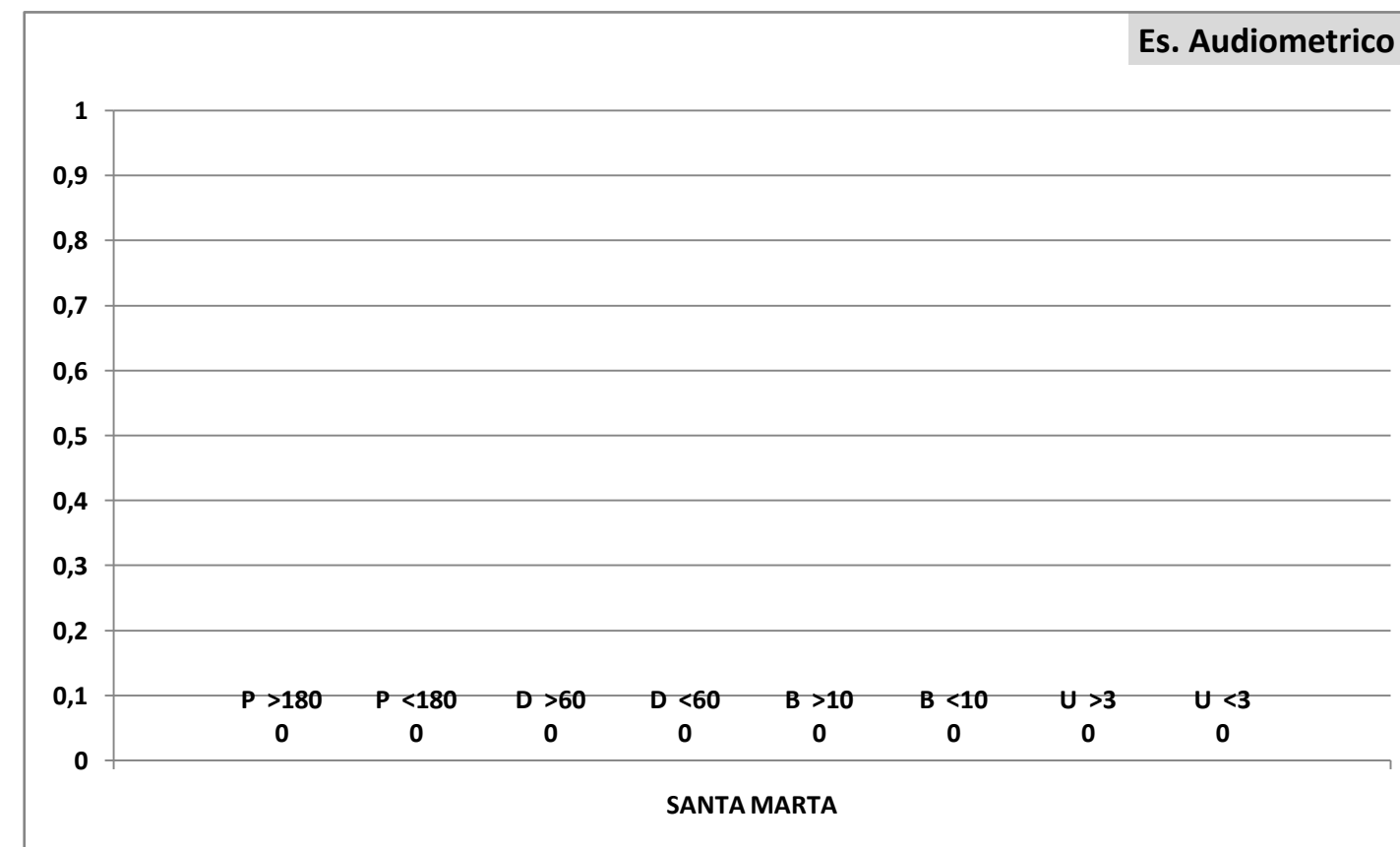
| SANTO BAMBINO | | |
|---------------|---|--|
| P >180 | 0 | |
| P <180 | 0 | |
| P Tot | 0 | |
| D >60 | 0 | |
| D <60 | 0 | |
| D Tot | 0 | |
| B >10 | 0 | |
| B <10 | 0 | |
| B Tot | 0 | |
| U >3 | 0 | |
| U <3 | 0 | |
| U Tot | 0 | |



| FERRAROTTO ALESSI | | |
|-------------------|---|--|
| P >180 | 0 | |
| P <180 | 0 | |
| P Tot | 0 | |
| D >60 | 0 | |
| D <60 | 0 | |
| D Tot | 0 | |
| B >10 | 0 | |
| B <10 | 0 | |
| B Tot | 0 | |
| U >3 | 0 | |
| U <3 | 0 | |
| U Tot | 0 | |



| SANTA MARTA | | |
|-------------|---|--|
| P >180 | 0 | |
| P <180 | 0 | |
| P Tot | 0 | |
| D >60 | 0 | |
| D <60 | 0 | |
| D Tot | 0 | |
| B >10 | 0 | |
| B <10 | 0 | |
| B Tot | 0 | |
| U >3 | 0 | |
| U <3 | 0 | |
| U Tot | 0 | |



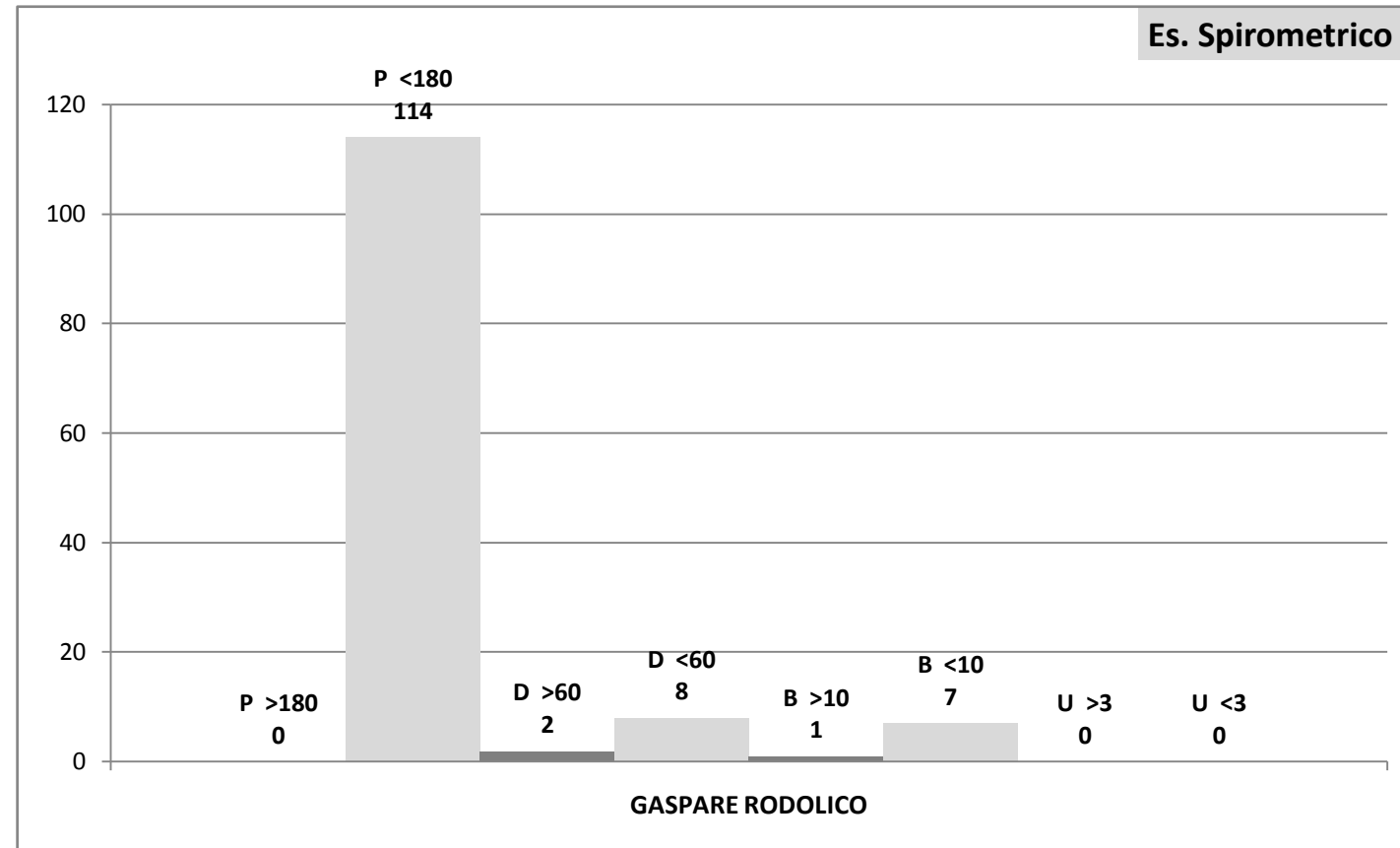
| | |
|-------------------|----|
| Tot. P: | 72 |
| Tot. D: | 11 |
| Tot. B: | 5 |
| Tot. U: | 2 |
| Tot. Prestazioni: | 90 |
| Tot. P >180: | 0 |
| Tot. D >60: | 0 |
| Tot. B >10: | 0 |
| Tot. U >3: | 2 |
| Tot. fuori tempo: | 2 |
| Attesa media gg.: | 18 |
| Senza Biffatura: | 15 |

Il Responsabile del CUP – Aziendale
Dott. Maurilio DANZI

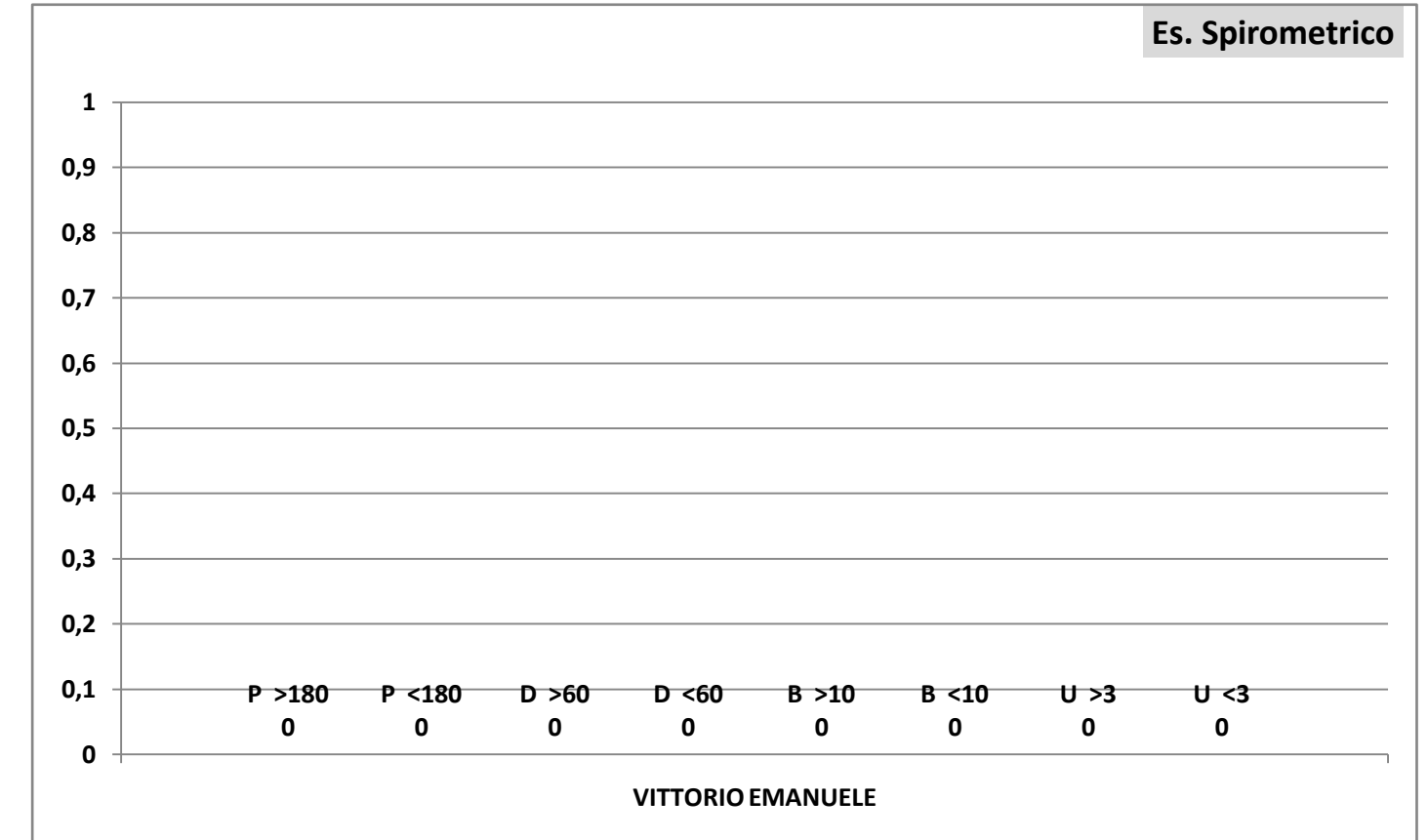
Rilevamento tempi d'attesa PRESTAZIONI CRITICHE, per codice priorità e per Presidi

ottobre/2014

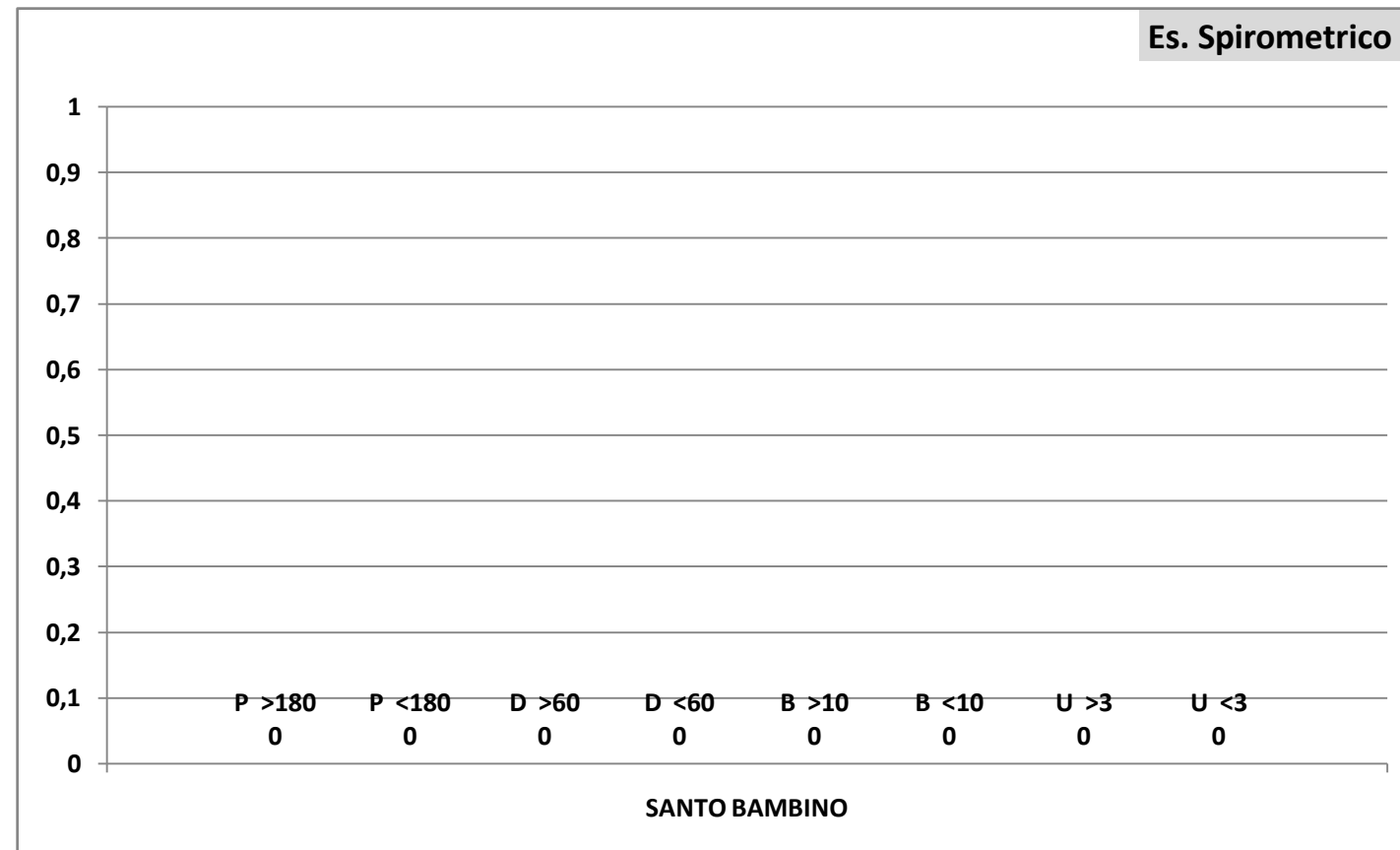
| GASPARE RODOLICO | | |
|------------------|-----|---------|
| P >180 | 0 | |
| P <180 | 114 | 100,0 % |
| P Tot | 114 | |
| D >60 | 2 | 20,0 % |
| D <60 | 8 | 80,0 % |
| D Tot | 10 | |
| B >10 | 1 | 12,5 % |
| B <10 | 7 | 87,5 % |
| B Tot | 8 | |
| U >3 | 0 | |
| U <3 | 0 | |
| U Tot | 0 | |



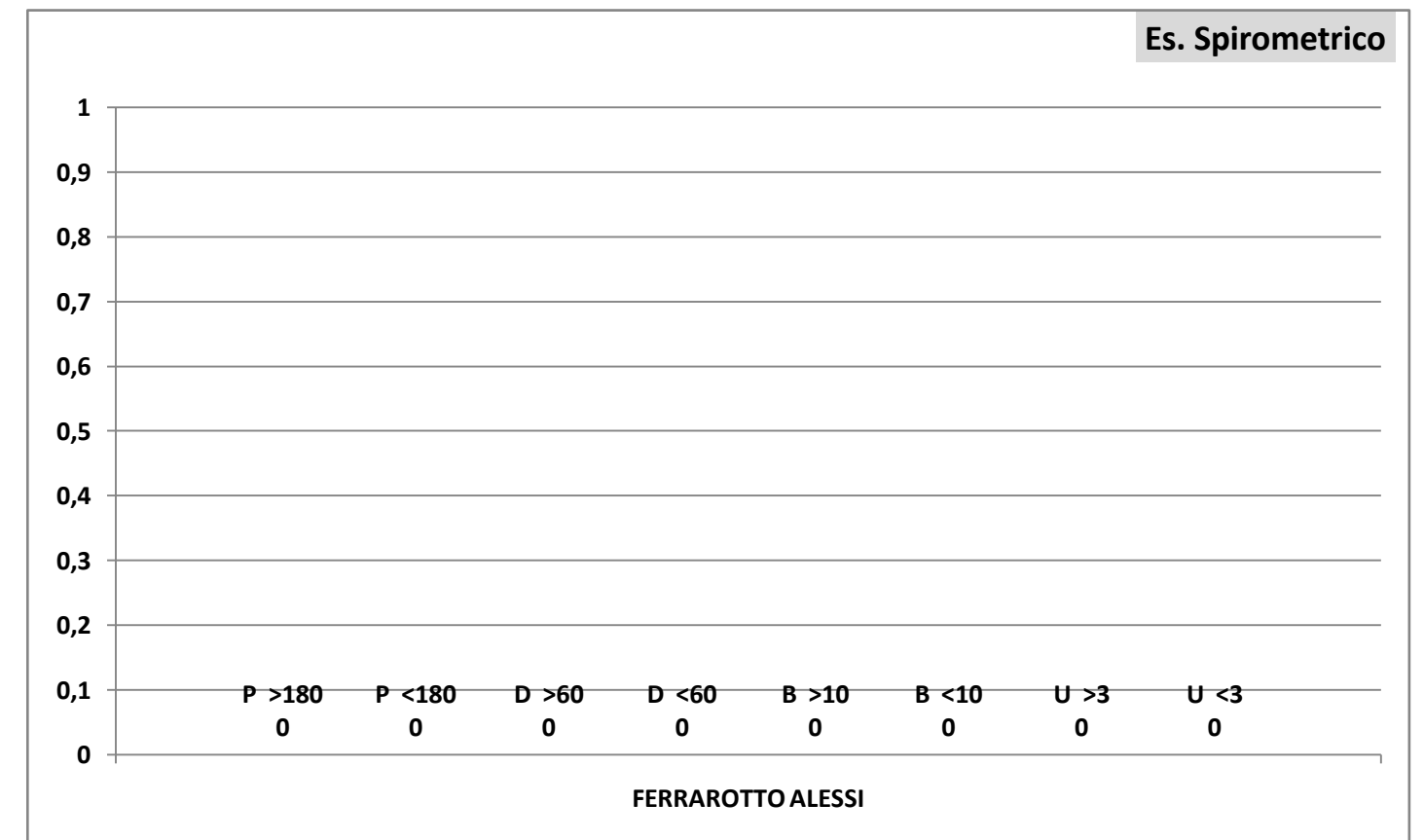
| VITTORIO EMANUELE | | |
|-------------------|---|--|
| P >180 | 0 | |
| P <180 | 0 | |
| P Tot | 0 | |
| D >60 | 0 | |
| D <60 | 0 | |
| D Tot | 0 | |
| B >10 | 0 | |
| B <10 | 0 | |
| B Tot | 0 | |
| U >3 | 0 | |
| U <3 | 0 | |
| U Tot | 0 | |



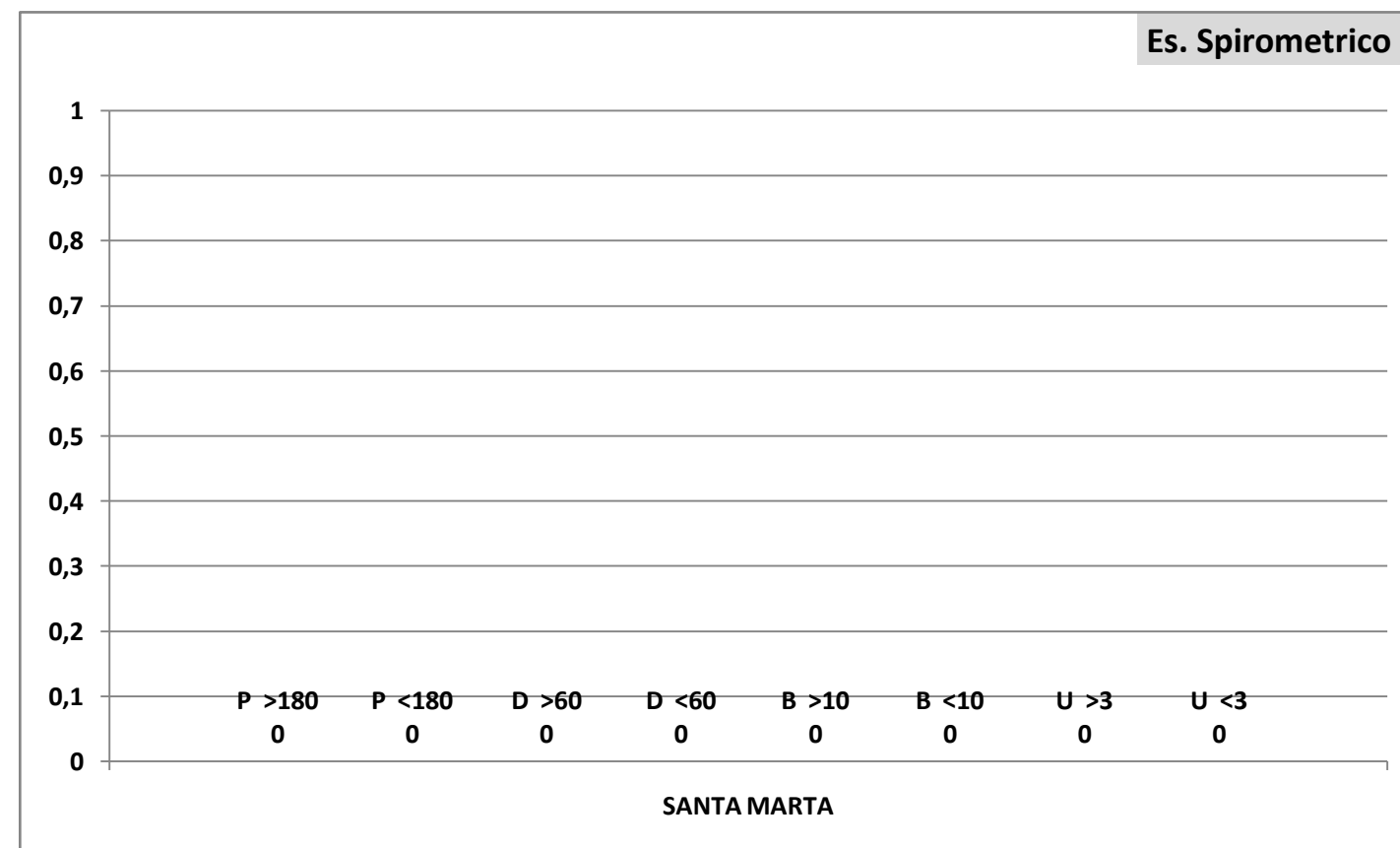
| SANTO BAMBINO | | |
|---------------|---|--|
| P >180 | 0 | |
| P <180 | 0 | |
| P Tot | 0 | |
| D >60 | 0 | |
| D <60 | 0 | |
| D Tot | 0 | |
| B >10 | 0 | |
| B <10 | 0 | |
| B Tot | 0 | |
| U >3 | 0 | |
| U <3 | 0 | |
| U Tot | 0 | |



| FERRAROTTO ALESSI | | |
|-------------------|---|--|
| P >180 | 0 | |
| P <180 | 0 | |
| P Tot | 0 | |
| D >60 | 0 | |
| D <60 | 0 | |
| D Tot | 0 | |
| B >10 | 0 | |
| B <10 | 0 | |
| B Tot | 0 | |
| U >3 | 0 | |
| U <3 | 0 | |
| U Tot | 0 | |



| SANTA MARTA | | |
|-------------|---|--|
| P >180 | 0 | |
| P <180 | 0 | |
| P Tot | 0 | |
| D >60 | 0 | |
| D <60 | 0 | |
| D Tot | 0 | |
| B >10 | 0 | |
| B <10 | 0 | |
| B Tot | 0 | |
| U >3 | 0 | |
| U <3 | 0 | |
| U Tot | 0 | |



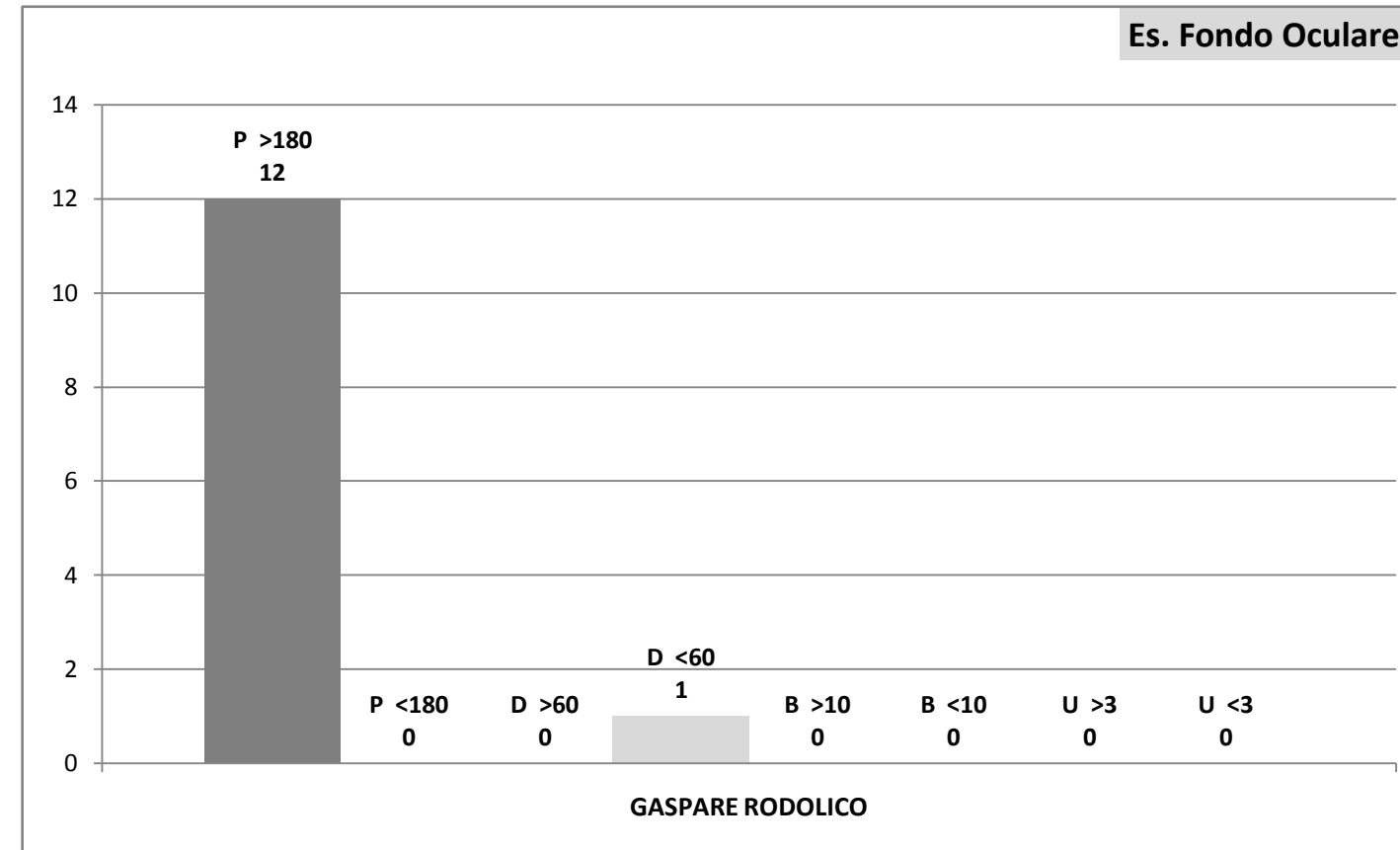
| | |
|-------------------|-----|
| Tot. P: | 114 |
| Tot. D: | 10 |
| Tot. B: | 8 |
| Tot. U: | 0 |
| Tot. Prestazioni: | 132 |
| Tot. P >180: | 0 |
| Tot. D >60: | 2 |
| Tot. B >10: | 1 |
| Tot. U >3: | 0 |
| Tot. fuori tempo: | 3 |
| Attesa media gg.: | 28 |
| Senza Biffatura: | 21 |

Il Responsabile del CUP – Aziendale
Dott. Maurilio DANZI

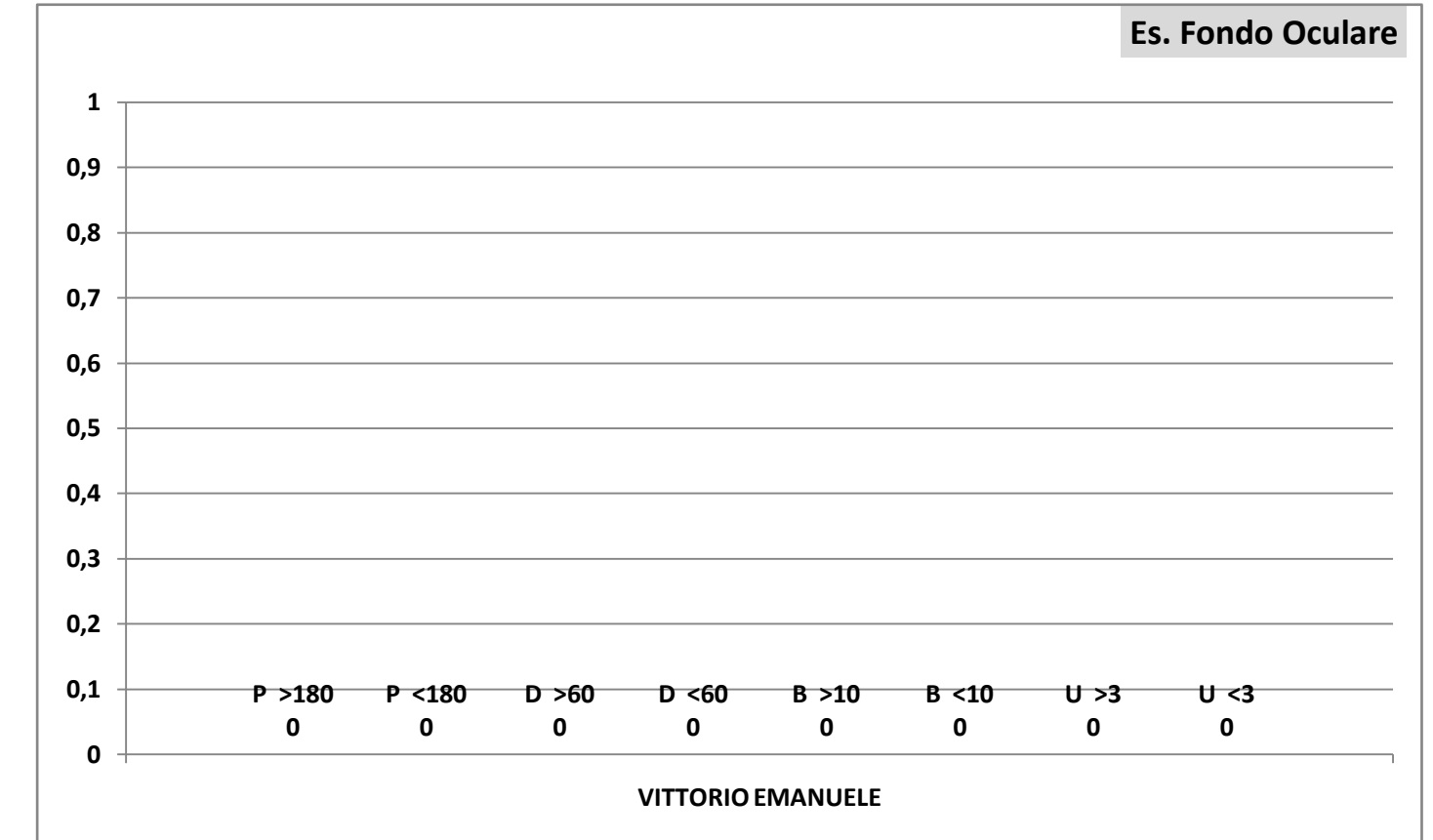
Rilevamento tempi d'attesa PRESTAZIONI CRITICHE, per codice priorità e per Presidi

ottobre/2014

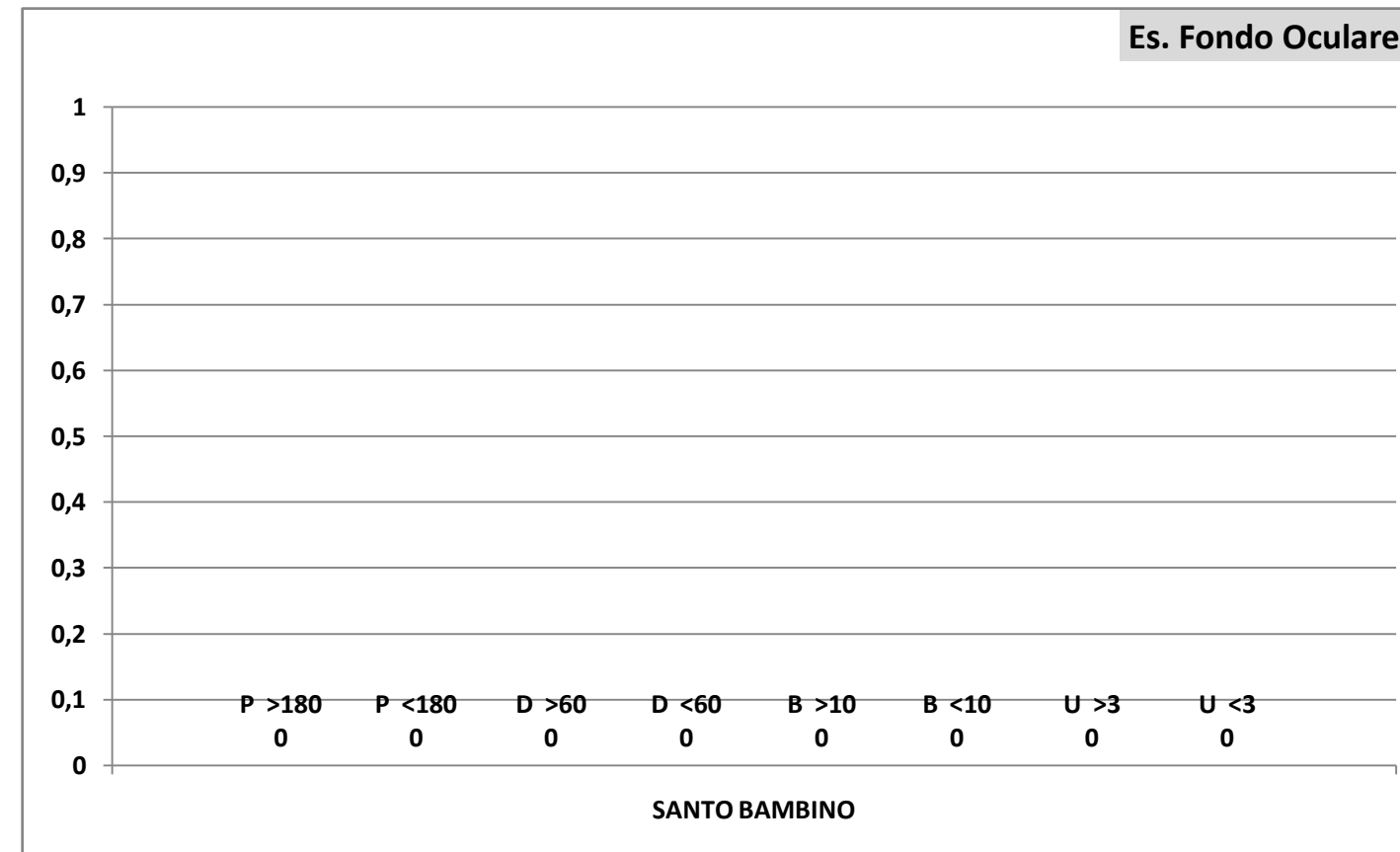
| GASPARE RODOLICO | | |
|------------------|----|---------|
| P >180 | 12 | 100,0 % |
| P <180 | 0 | |
| P Tot | 12 | |
| D >60 | 0 | |
| D <60 | 1 | 100,0 % |
| D Tot | 1 | |
| B >10 | 0 | |
| B <10 | 0 | |
| B Tot | 0 | |
| U >3 | 0 | |
| U <3 | 0 | |
| U Tot | 0 | |



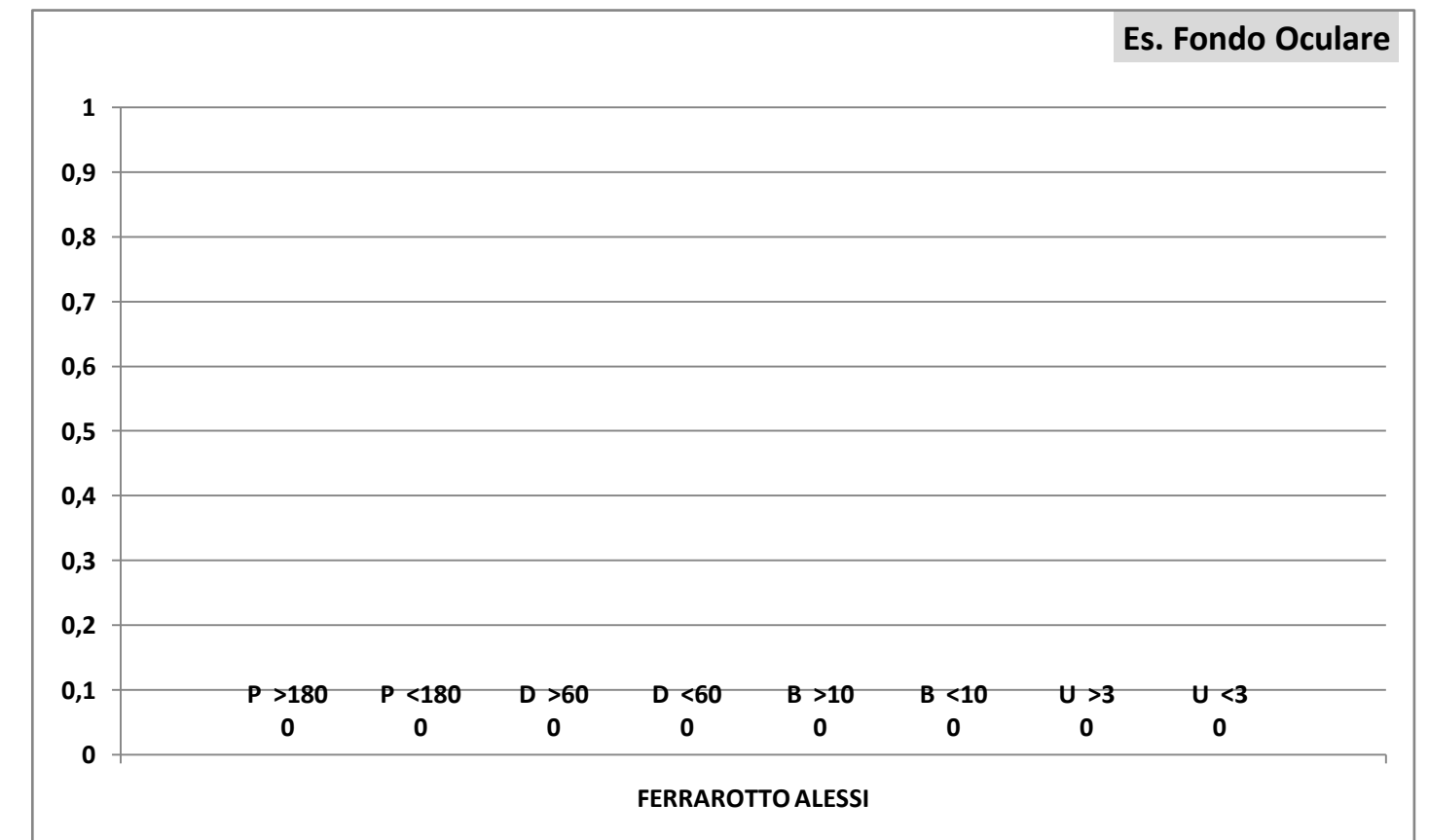
| VITTORIO EMANUELE | | |
|-------------------|---|--|
| P >180 | 0 | |
| P <180 | 0 | |
| P Tot | 0 | |
| D >60 | 0 | |
| D <60 | 0 | |
| D Tot | 0 | |
| B >10 | 0 | |
| B <10 | 0 | |
| B Tot | 0 | |
| U >3 | 0 | |
| U <3 | 0 | |
| U Tot | 0 | |



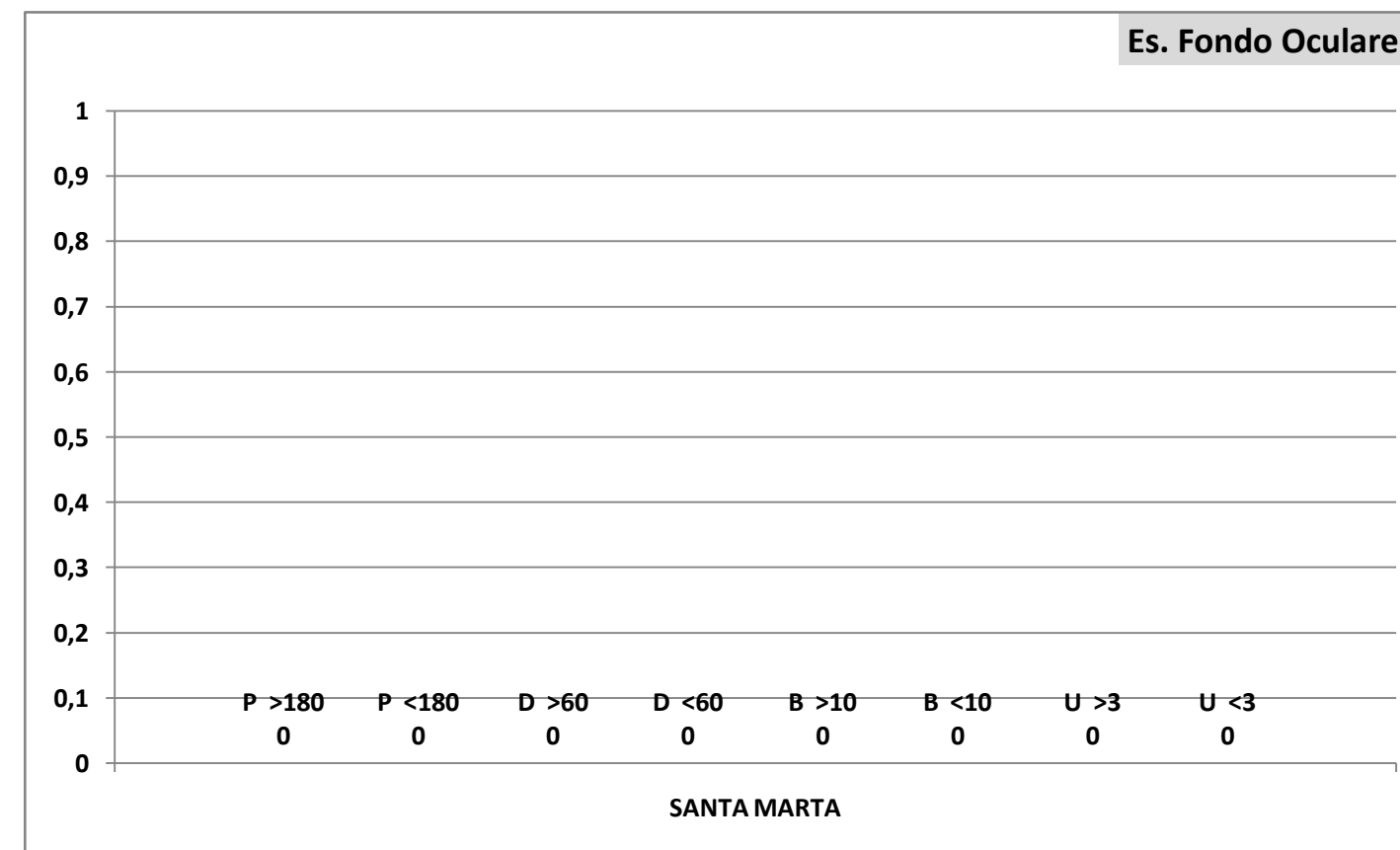
| SANTO BAMBINO | | |
|---------------|---|--|
| P >180 | 0 | |
| P <180 | 0 | |
| P Tot | 0 | |
| D >60 | 0 | |
| D <60 | 0 | |
| D Tot | 0 | |
| B >10 | 0 | |
| B <10 | 0 | |
| B Tot | 0 | |
| U >3 | 0 | |
| U <3 | 0 | |
| U Tot | 0 | |



| FERRAROTTO ALESSI | | |
|-------------------|---|--|
| P >180 | 0 | |
| P <180 | 0 | |
| P Tot | 0 | |
| D >60 | 0 | |
| D <60 | 0 | |
| D Tot | 0 | |
| B >10 | 0 | |
| B <10 | 0 | |
| B Tot | 0 | |
| U >3 | 0 | |
| U <3 | 0 | |
| U Tot | 0 | |



| SANTA MARTA | | |
|-------------|---|--|
| P >180 | 0 | |
| P <180 | 0 | |
| P Tot | 0 | |
| D >60 | 0 | |
| D <60 | 0 | |
| D Tot | 0 | |
| B >10 | 0 | |
| B <10 | 0 | |
| B Tot | 0 | |
| U >3 | 0 | |
| U <3 | 0 | |
| U Tot | 0 | |



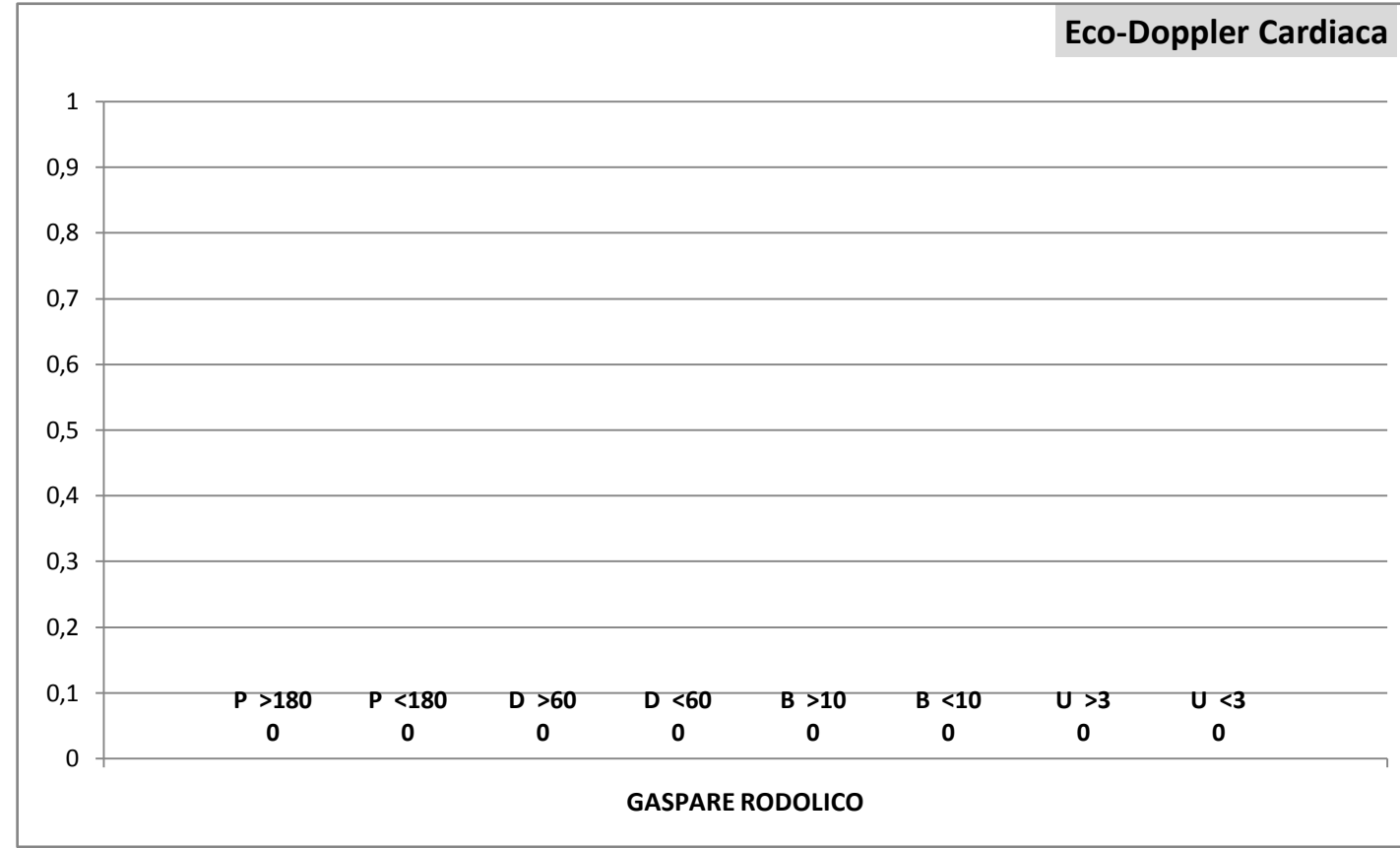
| | |
|-------------------|-----|
| Tot. P: | 12 |
| Tot. D: | 1 |
| Tot. B: | 0 |
| Tot. U: | 0 |
| Tot. Prestazioni: | 13 |
| Tot. P >180: | 12 |
| Tot. D >60: | 0 |
| Tot. B >10: | 0 |
| Tot. U >3: | 0 |
| Tot. fuori tempo: | 12 |
| Attesa media gg.: | 320 |
| Senza Biffatura: | 4 |

Il Responsabile del CUP – Aziendale
Dott. Maurilio DANZI

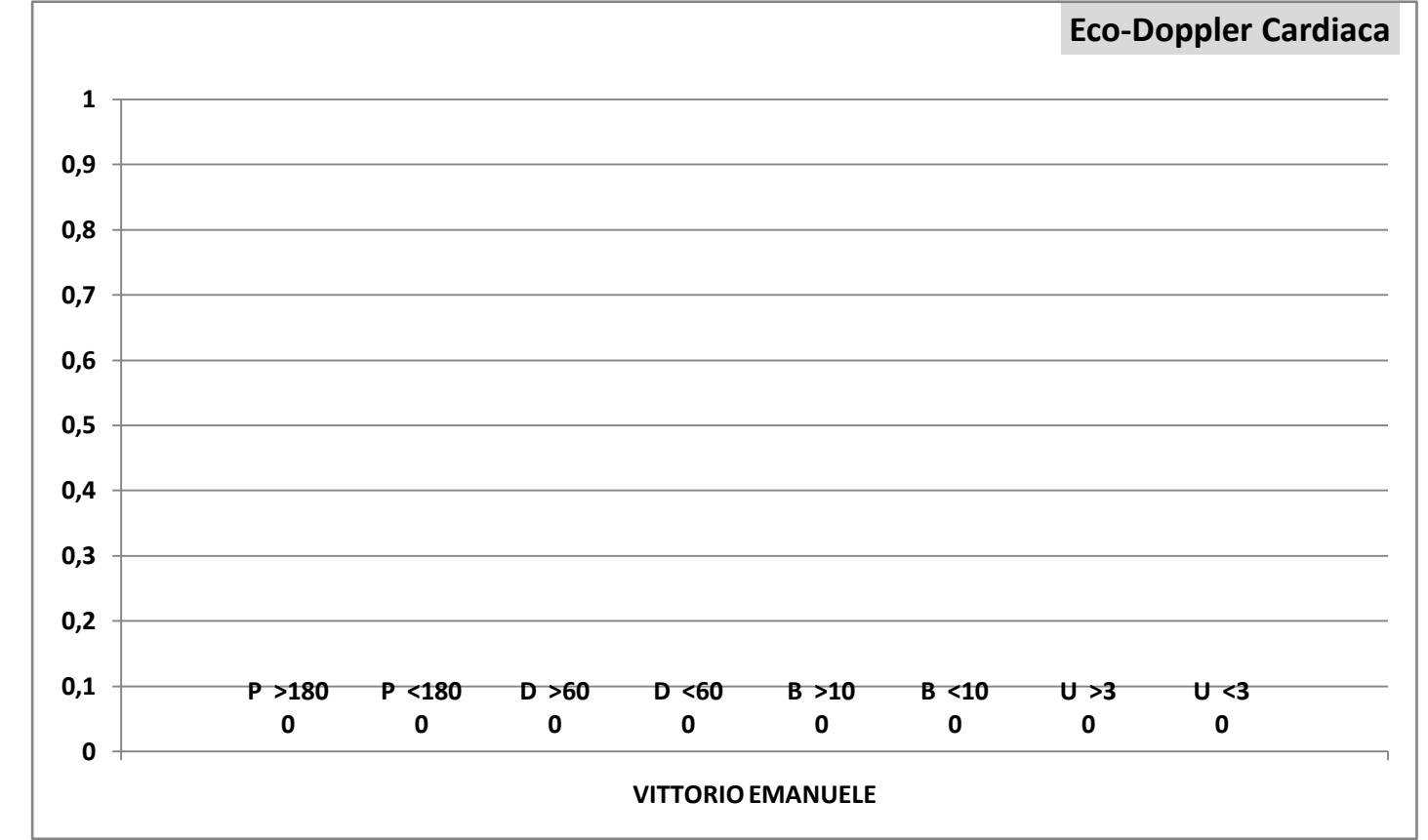
Rilevamento tempi d'attesa PRESTAZIONI CRITICHE, per codice priorità e per Presidi

ottobre/2014

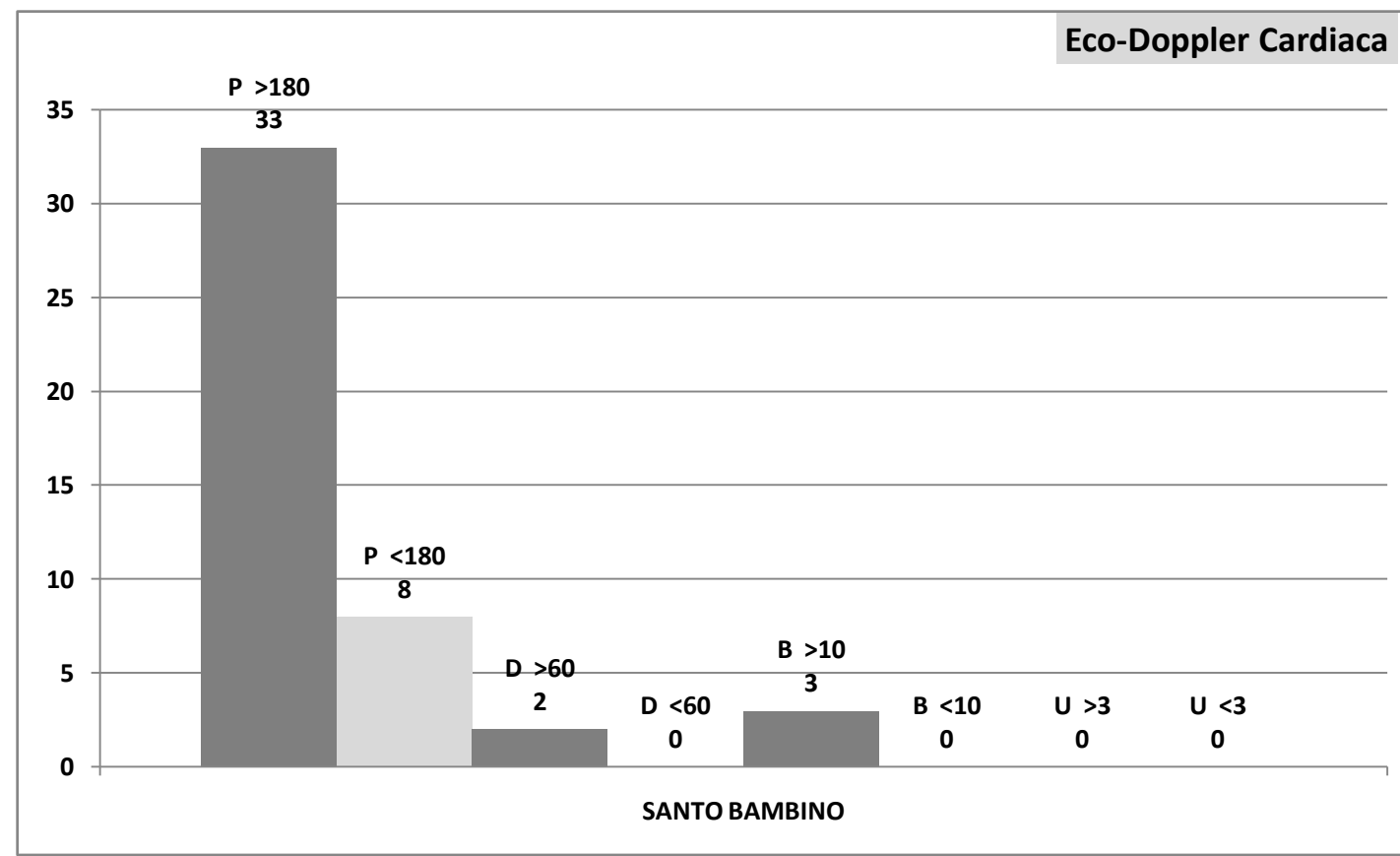
| GASPARE RODOLICO | | |
|------------------|---|--|
| P >180 | 0 | |
| P <180 | 0 | |
| P Tot | 0 | |
| D >60 | 0 | |
| D <60 | 0 | |
| D Tot | 0 | |
| B >10 | 0 | |
| B <10 | 0 | |
| B Tot | 0 | |
| U >3 | 0 | |
| U <3 | 0 | |
| U Tot | 0 | |



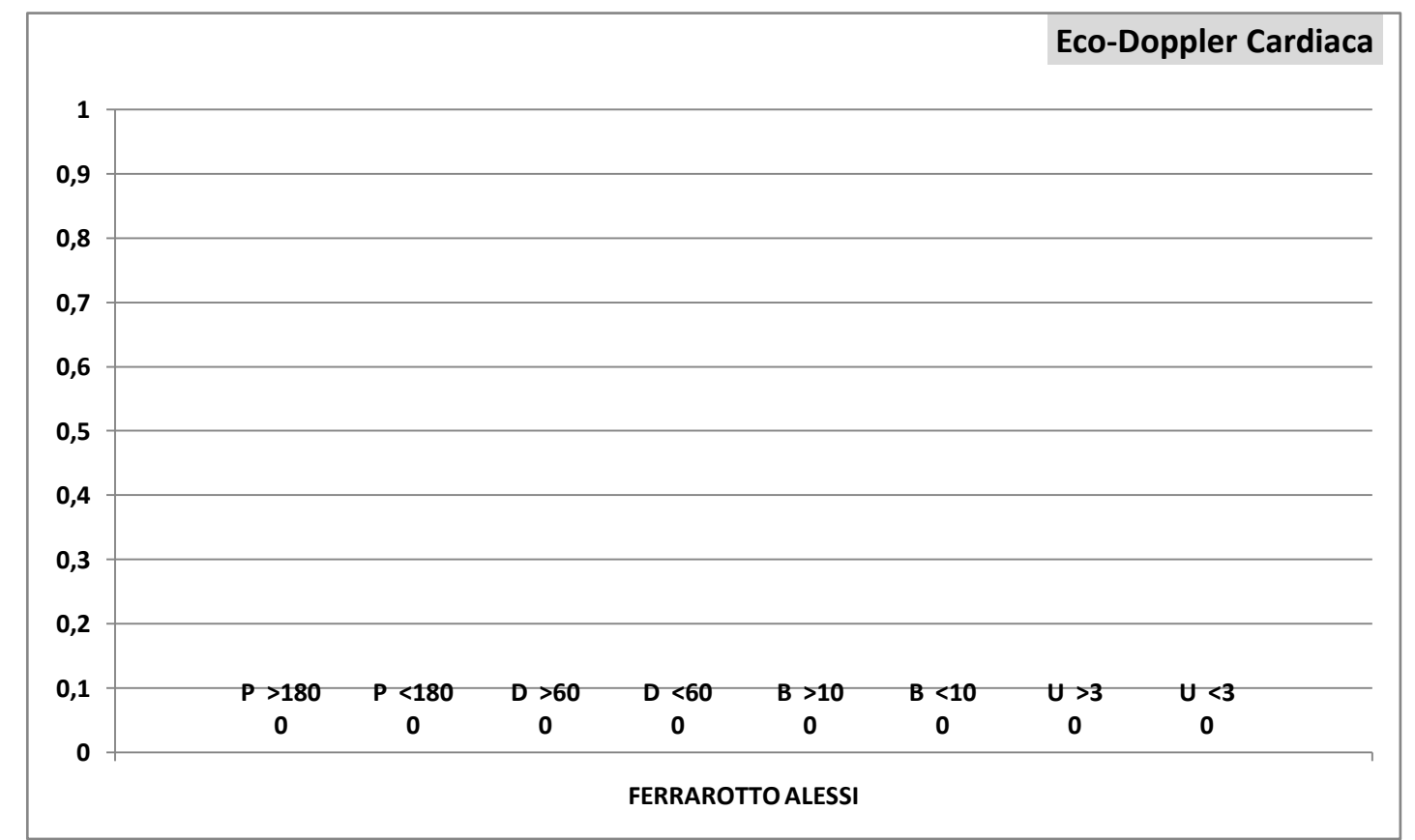
| VITTORIO EMANUELE | | |
|-------------------|---|--|
| P >180 | 0 | |
| P <180 | 0 | |
| P Tot | 0 | |
| D >60 | 0 | |
| D <60 | 0 | |
| D Tot | 0 | |
| B >10 | 0 | |
| B <10 | 0 | |
| B Tot | 0 | |
| U >3 | 0 | |
| U <3 | 0 | |
| U Tot | 0 | |



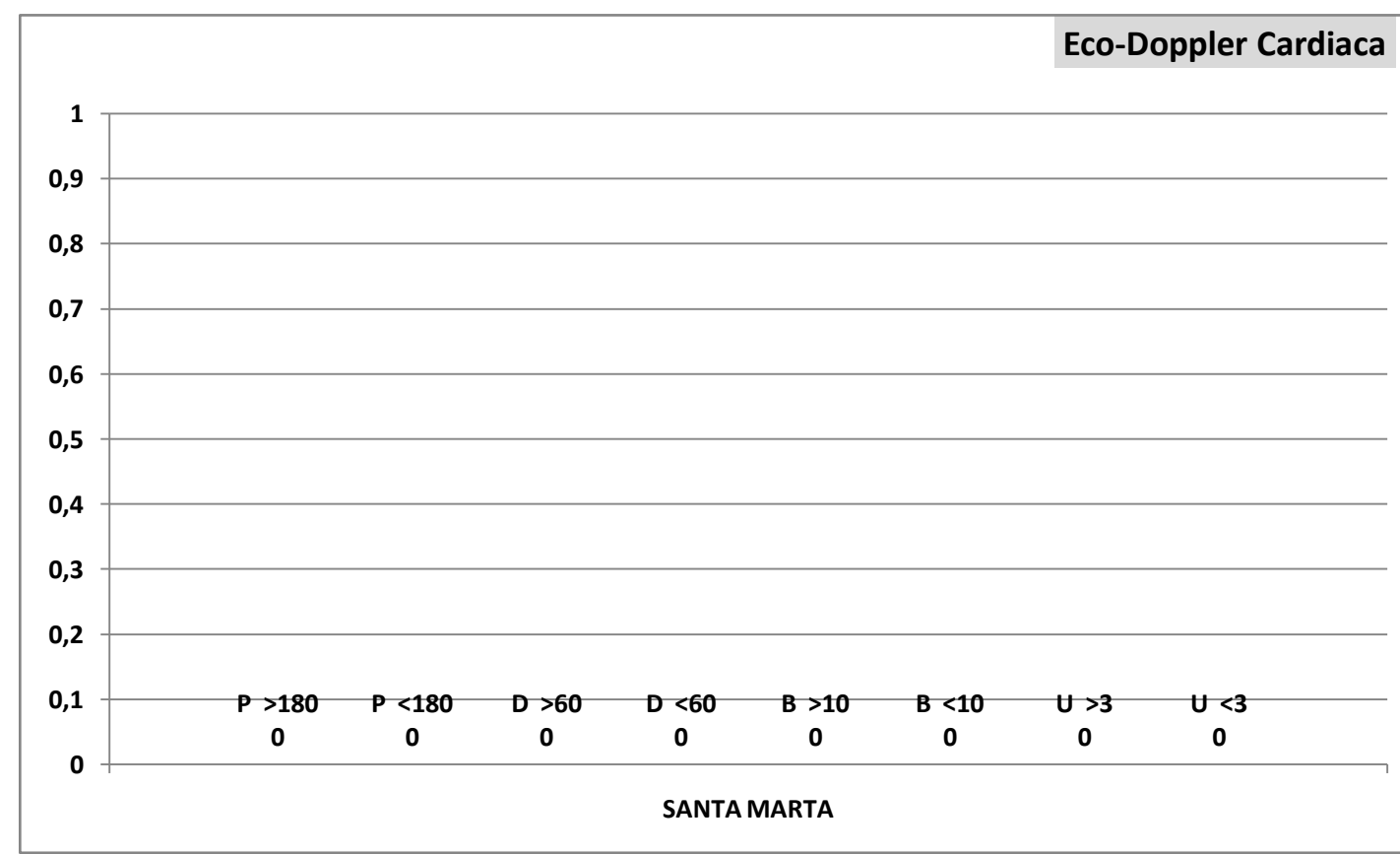
| SANTO BAMBINO | | |
|---------------|----|---------|
| P >180 | 33 | 80,5 % |
| P <180 | 8 | 19,5 % |
| P Tot | 41 | |
| D >60 | 2 | 100,0 % |
| D <60 | 0 | |
| D Tot | 2 | |
| B >10 | 3 | 100,0 % |
| B <10 | 0 | |
| B Tot | 3 | |
| U >3 | 0 | |
| U <3 | 0 | |
| U Tot | 0 | |



| FERRAROTTO ALESSI | | |
|-------------------|---|--|
| P >180 | 0 | |
| P <180 | 0 | |
| P Tot | 0 | |
| D >60 | 0 | |
| D <60 | 0 | |
| D Tot | 0 | |
| B >10 | 0 | |
| B <10 | 0 | |
| B Tot | 0 | |
| U >3 | 0 | |
| U <3 | 0 | |
| U Tot | 0 | |



| SANTA MARTA | | |
|-------------|---|--|
| P >180 | 0 | |
| P <180 | 0 | |
| P Tot | 0 | |
| D >60 | 0 | |
| D <60 | 0 | |
| D Tot | 0 | |
| B >10 | 0 | |
| B <10 | 0 | |
| B Tot | 0 | |
| U >3 | 0 | |
| U <3 | 0 | |
| U Tot | 0 | |



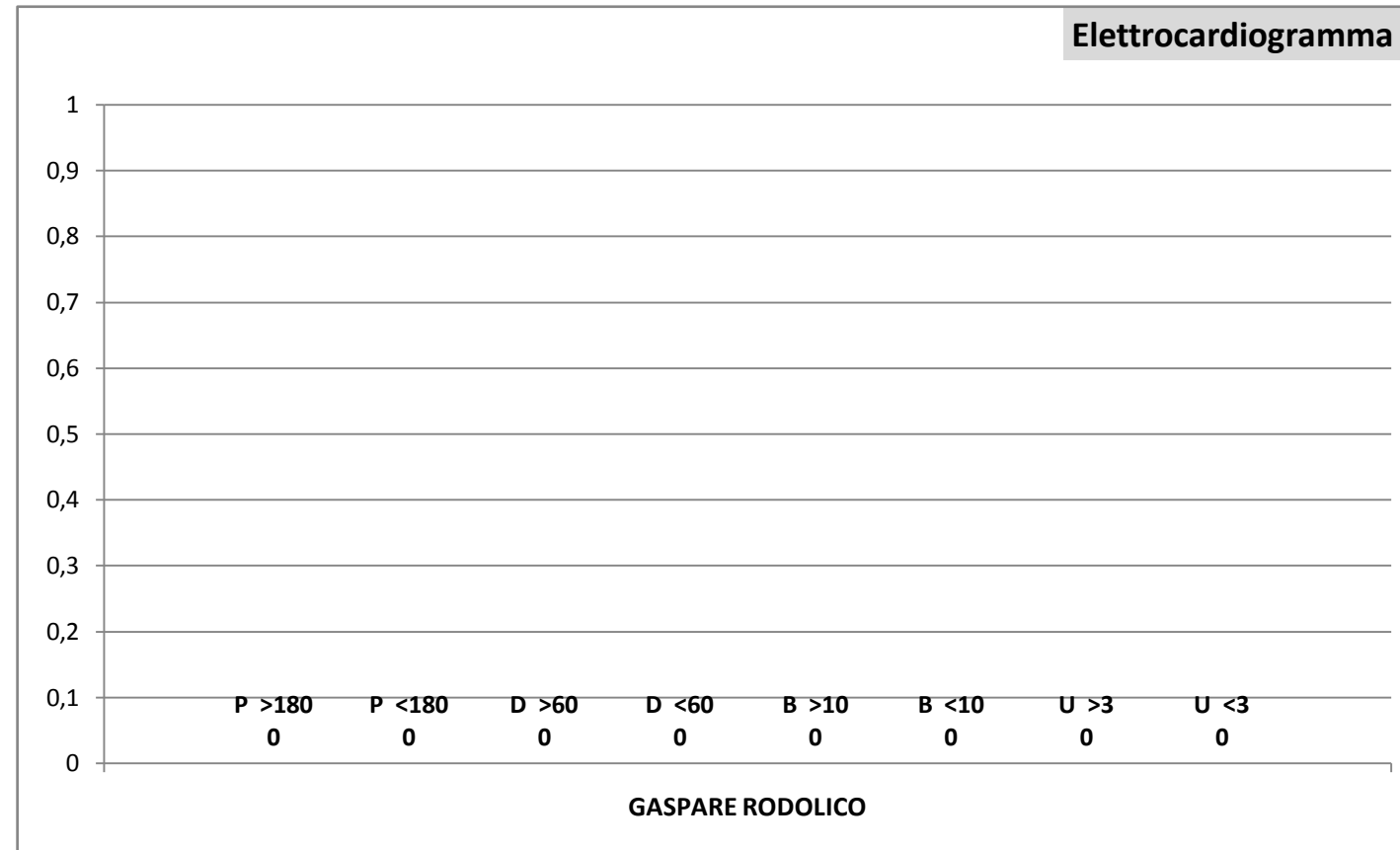
| | |
|-------------------|-----|
| Tot. P: | 41 |
| Tot. D: | 2 |
| Tot. B: | 3 |
| Tot. U: | 0 |
| Tot. Prestazioni: | 46 |
| Tot. P >180: | 33 |
| Tot. D >60: | 2 |
| Tot. B >10: | 3 |
| Tot. U >3: | 0 |
| Tot. fuori tempo: | 38 |
| Attesa media gg.: | 251 |
| Senza Biffatura: | 11 |

Il Responsabile del CUP – Aziendale
Dott. Maurilio DANZI

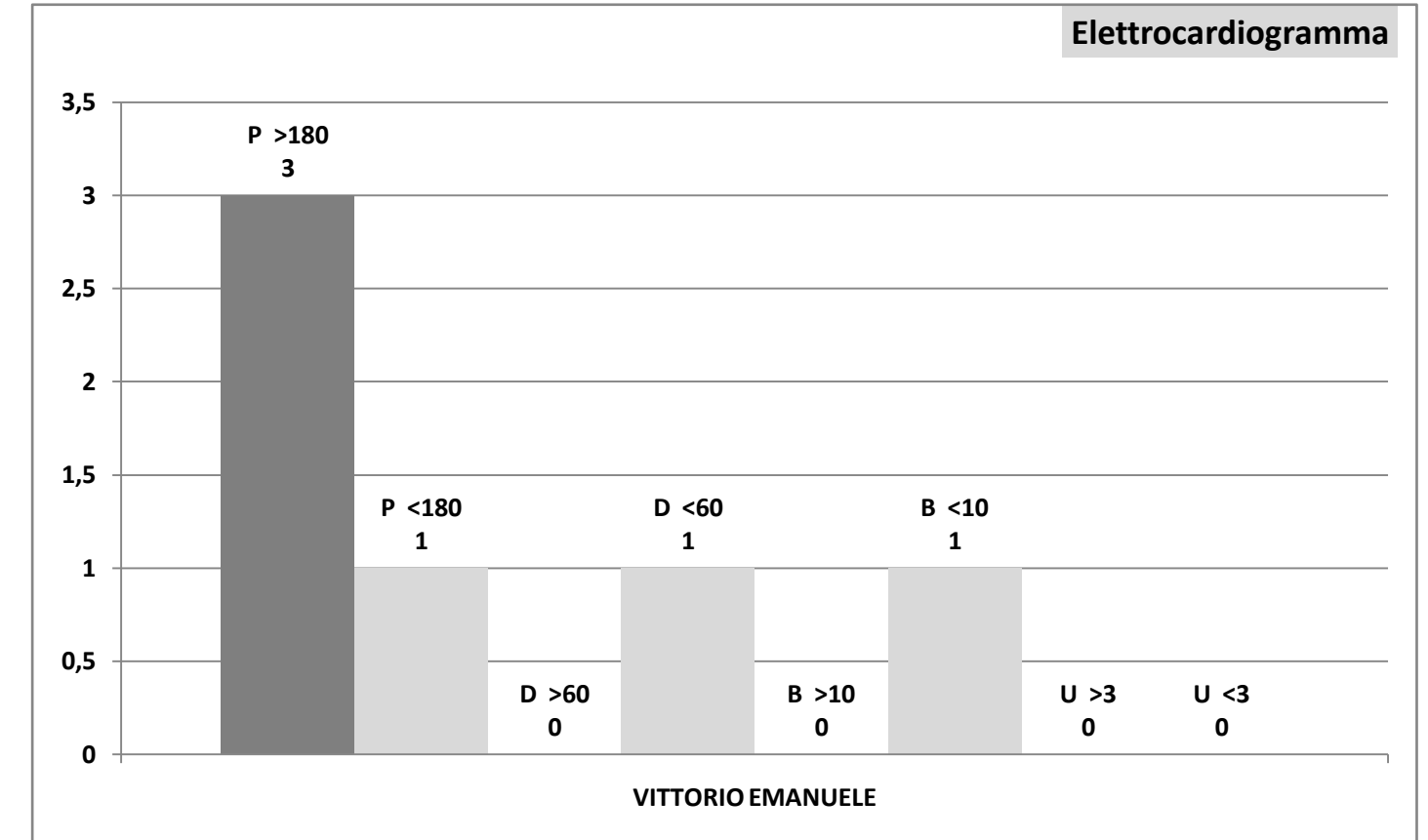
Rilevamento tempi d'attesa PRESTAZIONI CRITICHE, per codice priorità e per Presidi

ottobre/2014

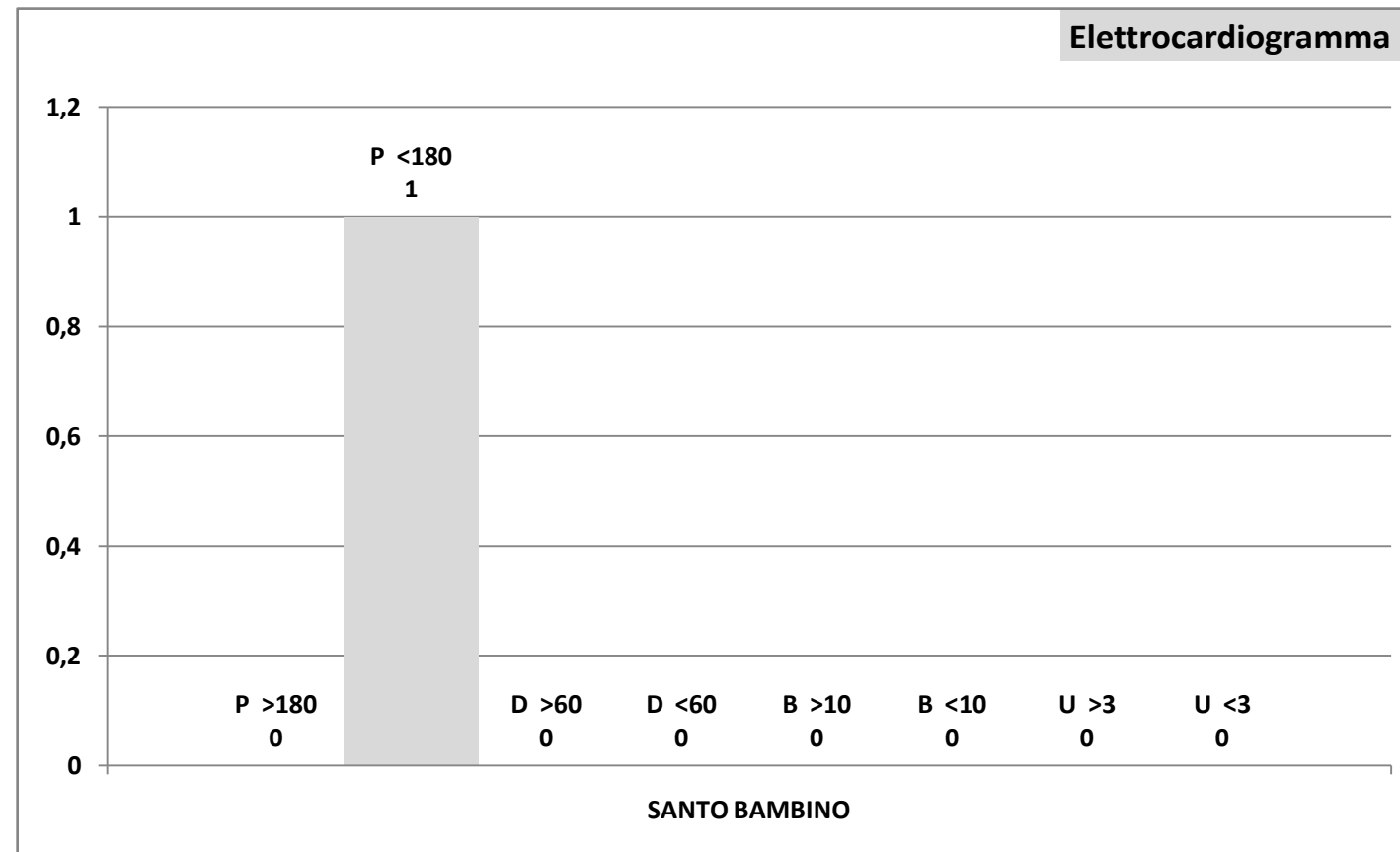
| GASPARE RODOLICO | | |
|------------------|---|--|
| P >180 | 0 | |
| P <180 | 0 | |
| P Tot | 0 | |
| D >60 | 0 | |
| D <60 | 0 | |
| D Tot | 0 | |
| B >10 | 0 | |
| B <10 | 0 | |
| B Tot | 0 | |
| U >3 | 0 | |
| U <3 | 0 | |
| U Tot | 0 | |



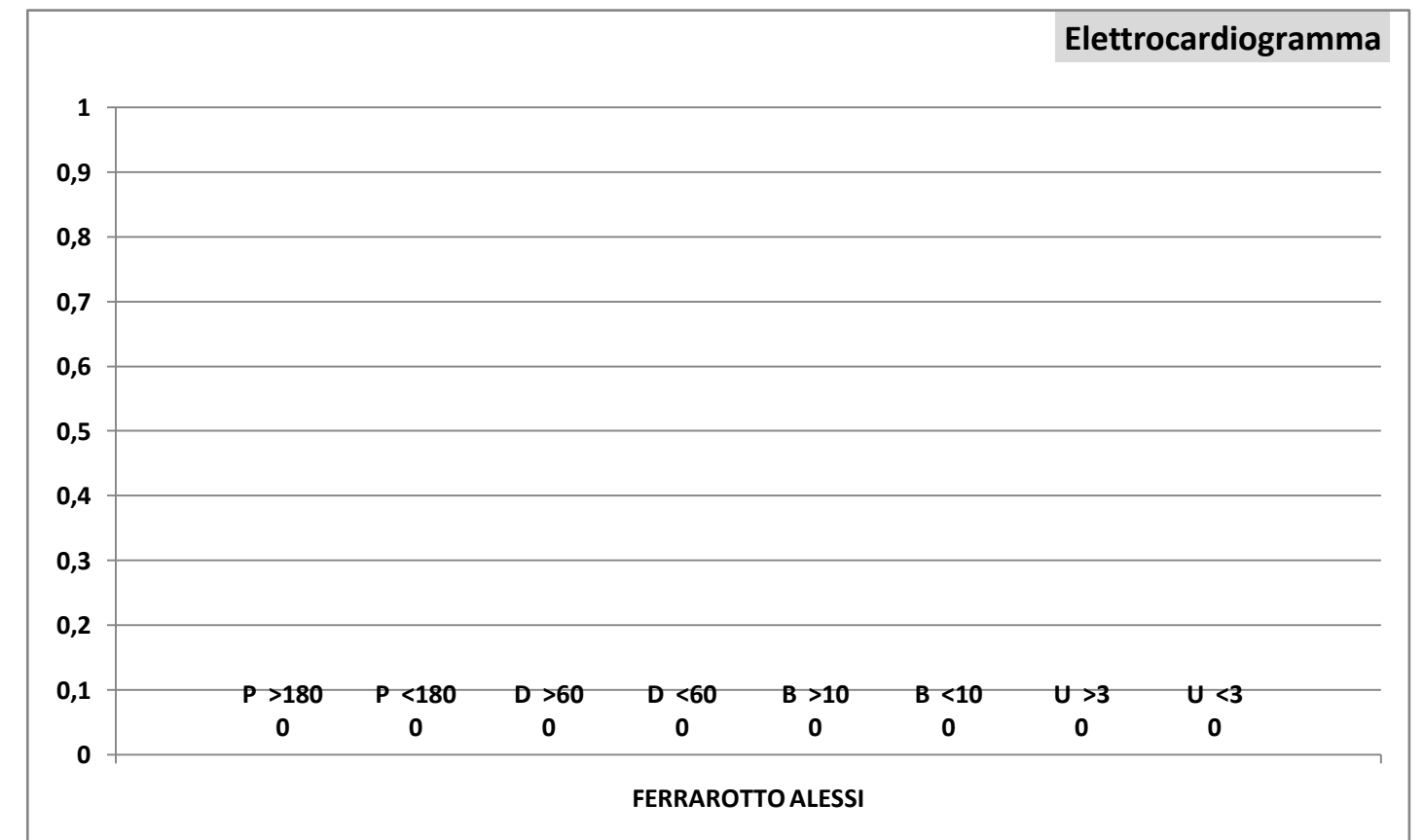
| VITTORIO EMANUELE | | |
|-------------------|---|---------|
| P >180 | 3 | 75,0 % |
| P <180 | 1 | 25,0 % |
| P Tot | 4 | |
| D >60 | 0 | |
| D <60 | 1 | 100,0 % |
| D Tot | 1 | |
| B >10 | 0 | |
| B <10 | 1 | 100,0 % |
| B Tot | 1 | |
| U >3 | 0 | |
| U <3 | 0 | |
| U Tot | 0 | |



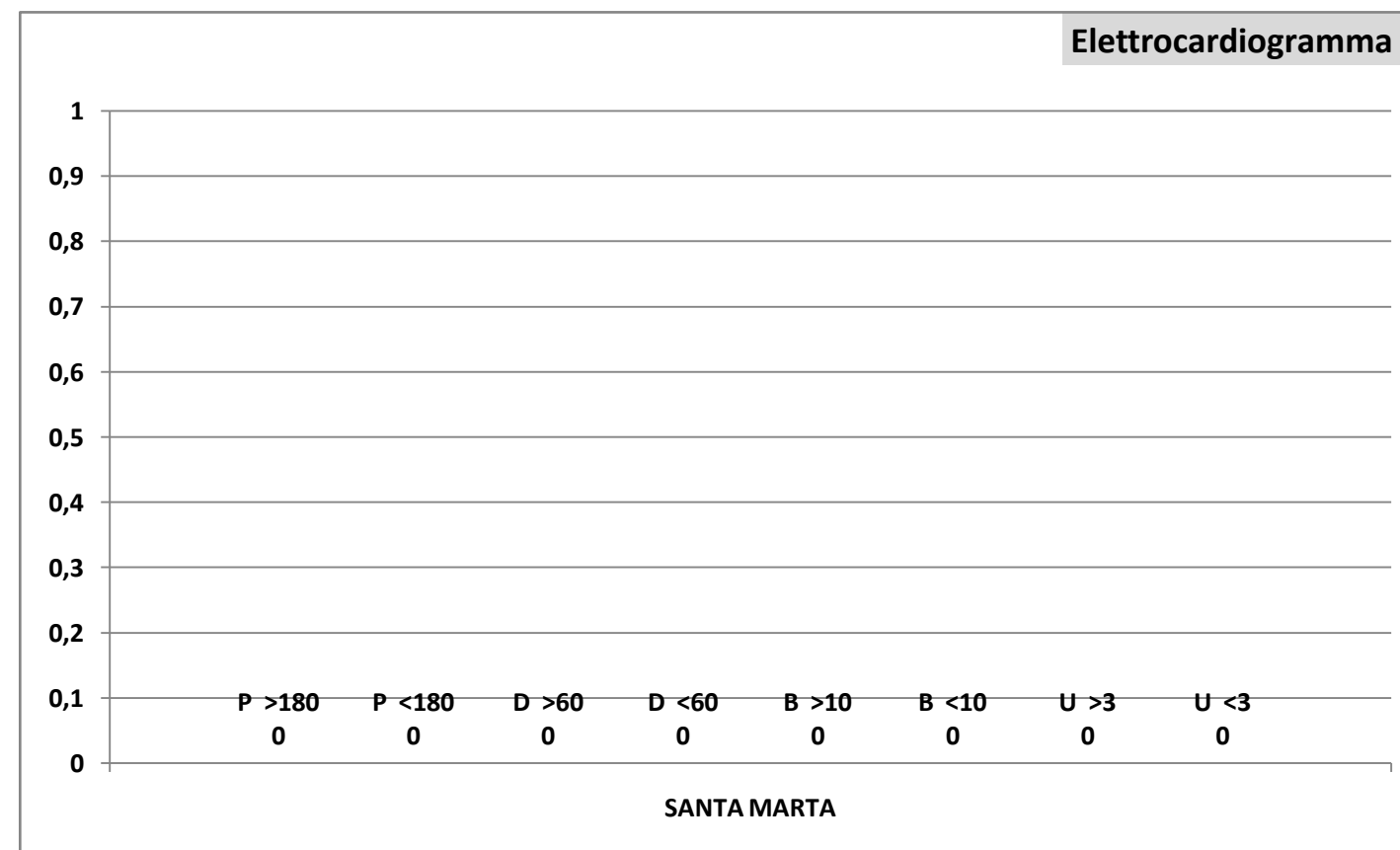
| SANTO BAMBINO | | |
|---------------|---|---------|
| P >180 | 0 | |
| P <180 | 1 | 100,0 % |
| P Tot | 1 | |
| D >60 | 0 | |
| D <60 | 0 | |
| D Tot | 0 | |
| B >10 | 0 | |
| B <10 | 0 | |
| B Tot | 0 | |
| U >3 | 0 | |
| U <3 | 0 | |
| U Tot | 0 | |



| FERRAROTTO ALESSI | | |
|-------------------|---|--|
| P >180 | 0 | |
| P <180 | 0 | |
| P Tot | 0 | |
| D >60 | 0 | |
| D <60 | 0 | |
| D Tot | 0 | |
| B >10 | 0 | |
| B <10 | 0 | |
| B Tot | 0 | |
| U >3 | 0 | |
| U <3 | 0 | |
| U Tot | 0 | |



| SANTA MARTA | | |
|-------------|---|--|
| P >180 | 0 | |
| P <180 | 0 | |
| P Tot | 0 | |
| D >60 | 0 | |
| D <60 | 0 | |
| D Tot | 0 | |
| B >10 | 0 | |
| B <10 | 0 | |
| B Tot | 0 | |
| U >3 | 0 | |
| U <3 | 0 | |
| U Tot | 0 | |



| | |
|-------------------|-----|
| Tot. P: | 5 |
| Tot. D: | 1 |
| Tot. B: | 1 |
| Tot. U: | 0 |
| Tot. Prestazioni: | 7 |
| Tot. P >180: | 3 |
| Tot. D >60: | 0 |
| Tot. B >10: | 0 |
| Tot. U >3: | 0 |
| Tot. fuori tempo: | 3 |
| Attesa media gg.: | 130 |
| Senza Biffatura: | 0 |

Il Responsabile del CUP – Aziendale
Dott. Maurilio DANZI