



## CUP - Aziendale

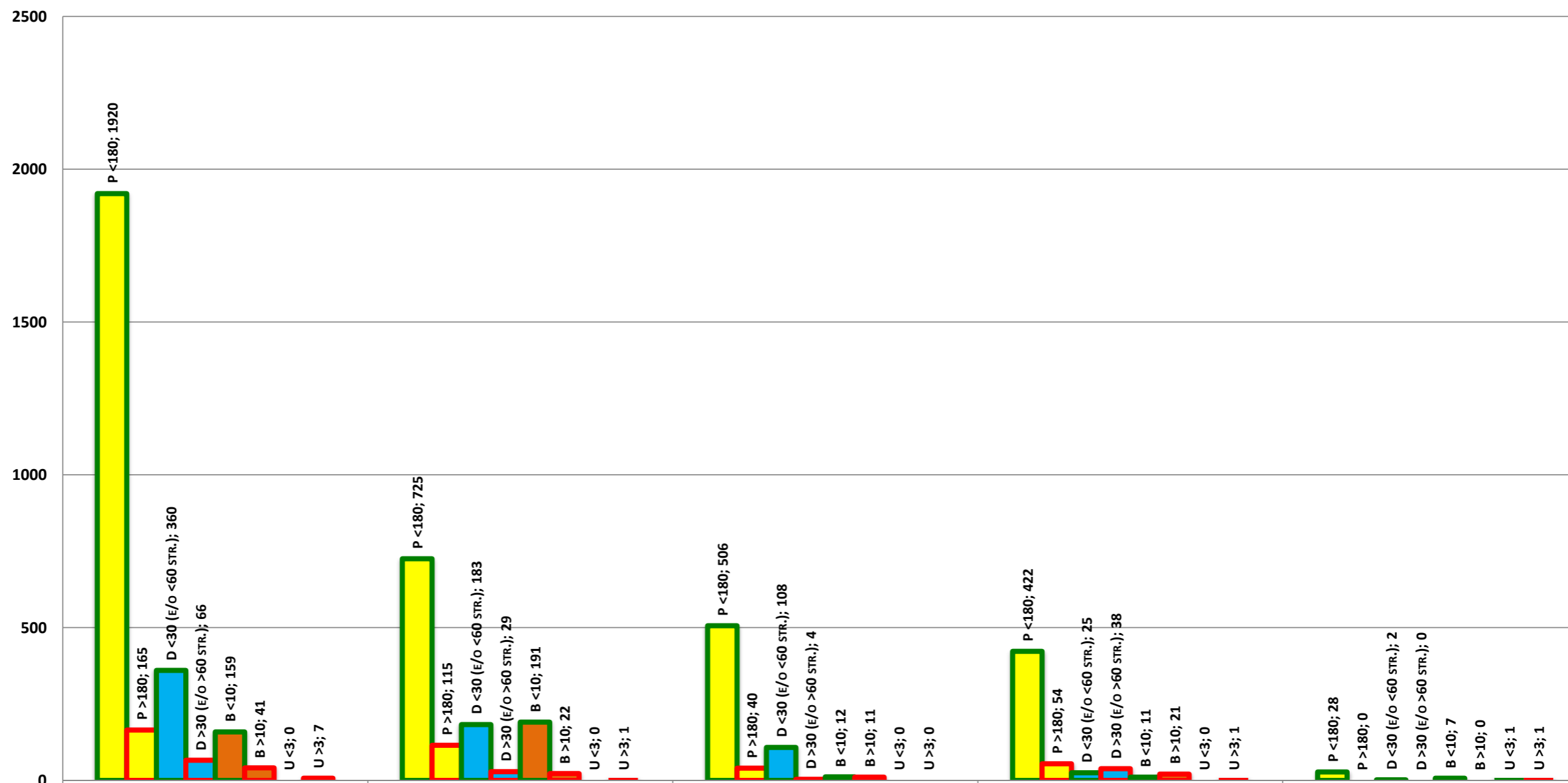
### Rilevamento Mensile Tempi d'Attesa Prestazioni Critiche

<b>maggio-2014</b>		<b>Presidi Ospedalieri</b>						<b>Totali</b>	
		<b>G. Rodolico</b>	<b>V. Emanuele</b>	<b>S. Marta</b>	<b>S. Bambino</b>	<b>Ferrarotto</b>			
<b>Classi di priorità</b>	<b>P &lt;180</b>	1920	725	506	422	28	Tot. (<180) =	3601	91 %
	<b>P &gt;180</b>	165	115	40	54	0	Tot. (>180) =	374	9 %
	<b>Tot. P</b>	<b>2085</b>	<b>840</b>	<b>546</b>	<b>476</b>	<b>28</b>	Tot. =	<b>3975</b>	100 %
	<b>D &lt;30 (e/o &lt;60 str.)</b>	360	183	108	25	2	Tot. <30 (e/o <60 str.) =	678	83 %
	<b>D &gt;30 (e/o &gt;60 str.)</b>	66	29	4	38	0	Tot. >30 (e/o >60 str.) =	137	17 %
	<b>Tot. D</b>	<b>426</b>	<b>212</b>	<b>112</b>	<b>63</b>	<b>2</b>	Tot. =	<b>815</b>	100 %
	<b>B &lt;10</b>	159	191	12	11	7	Tot. (<10) =	380	80 %
	<b>B &gt;10</b>	41	22	11	21	0	Tot. (>10) =	95	20 %
	<b>Tot. B</b>	<b>200</b>	<b>213</b>	<b>23</b>	<b>32</b>	<b>7</b>	Tot. =	<b>475</b>	100 %
	<b>U &lt;3</b>	0	0	0	0	1	Tot. (<3) =	1	9 %
	<b>U &gt;3</b>	7	1	0	1	1	Tot. (>3) =	10	91 %
	<b>Tot. U</b>	<b>7</b>	<b>1</b>	<b>0</b>	<b>1</b>	<b>2</b>	Tot. =	<b>11</b>	100 %

Classi di Priorità (da erogare entro i giorni prestabiliti a decorrere dalla data di prescrizione del Medico)

- P = Programmabile (180 gg.)
- D = Differibile (30 gg. Visita - 60 gg. strumentale)
- B = Breve (10 gg.)
- U = Urgente (3 gg.)

## RILEVAMENTO MENSILE TEMPI D'ATTESA PRESTAZIONI CRITICHE



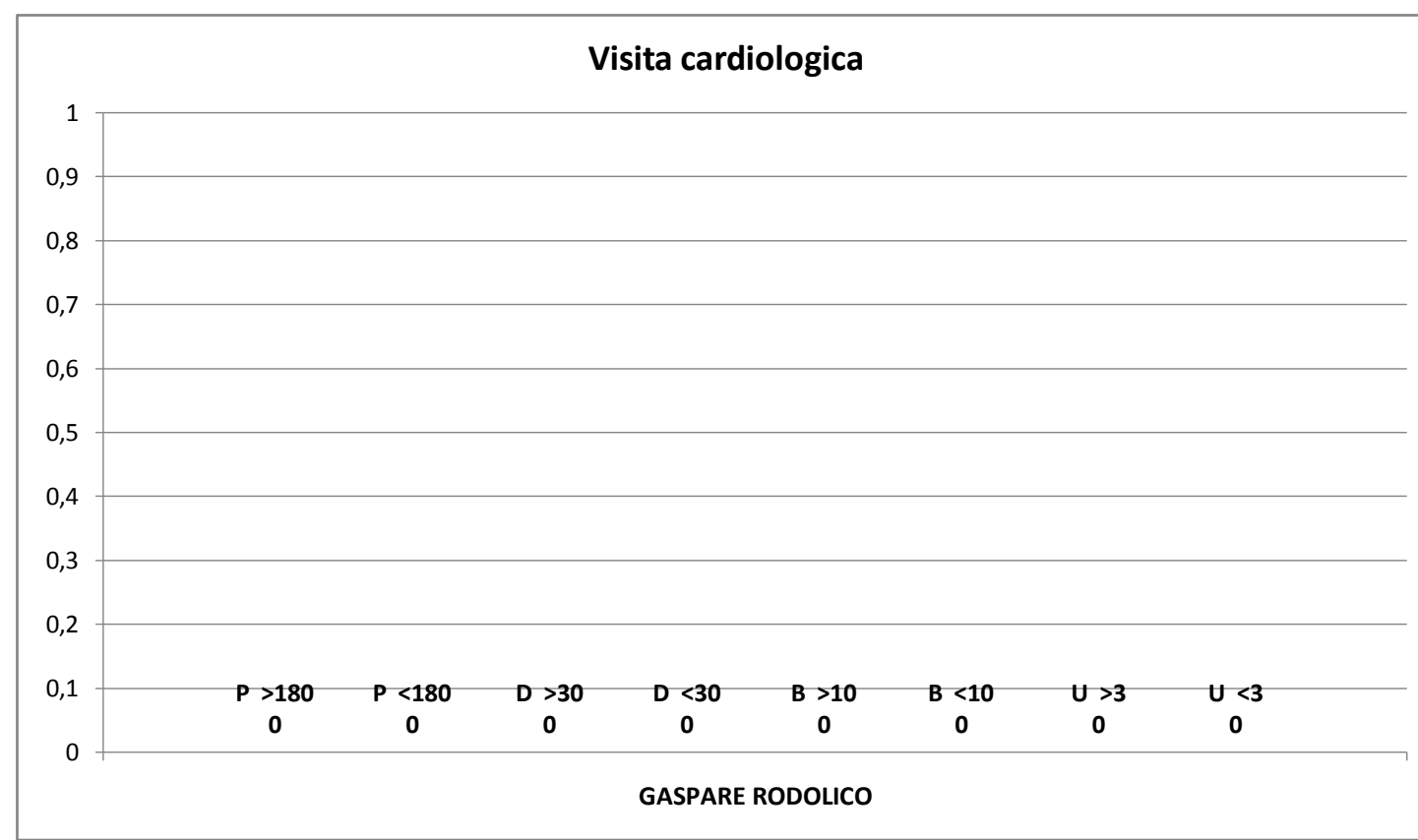
	G. RODOLICO	V. EMANUELE	S. MARTA	S. BAMBINO	FERRAROTTO
■ P <180	1920	725	506	422	28
■ P >180	165	115	40	54	0
■ D <30 (E/O <60 STR.)	360	183	108	25	2
■ D >30 (E/O >60 STR.)	66	29	4	38	0
■ B <10	159	191	12	11	7
■ B >10	41	22	11	21	0
■ U <3	0	0	0	0	1
■ U >3	7	1	0	1	1



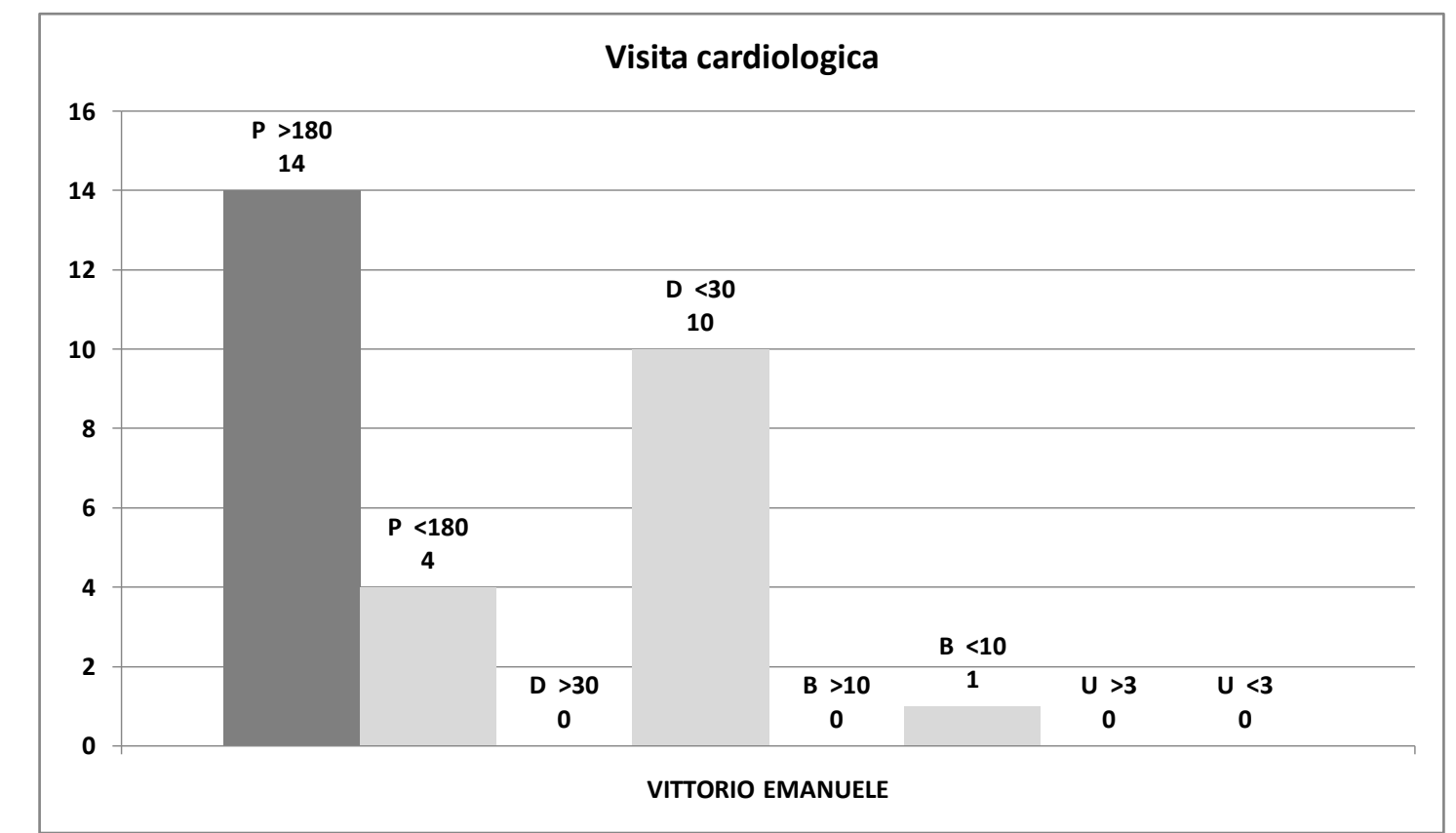
Rilevamento tempi d'attesa PRESTAZIONI CRITICHE, per codice priorità e per Presidi:

maggio/2014

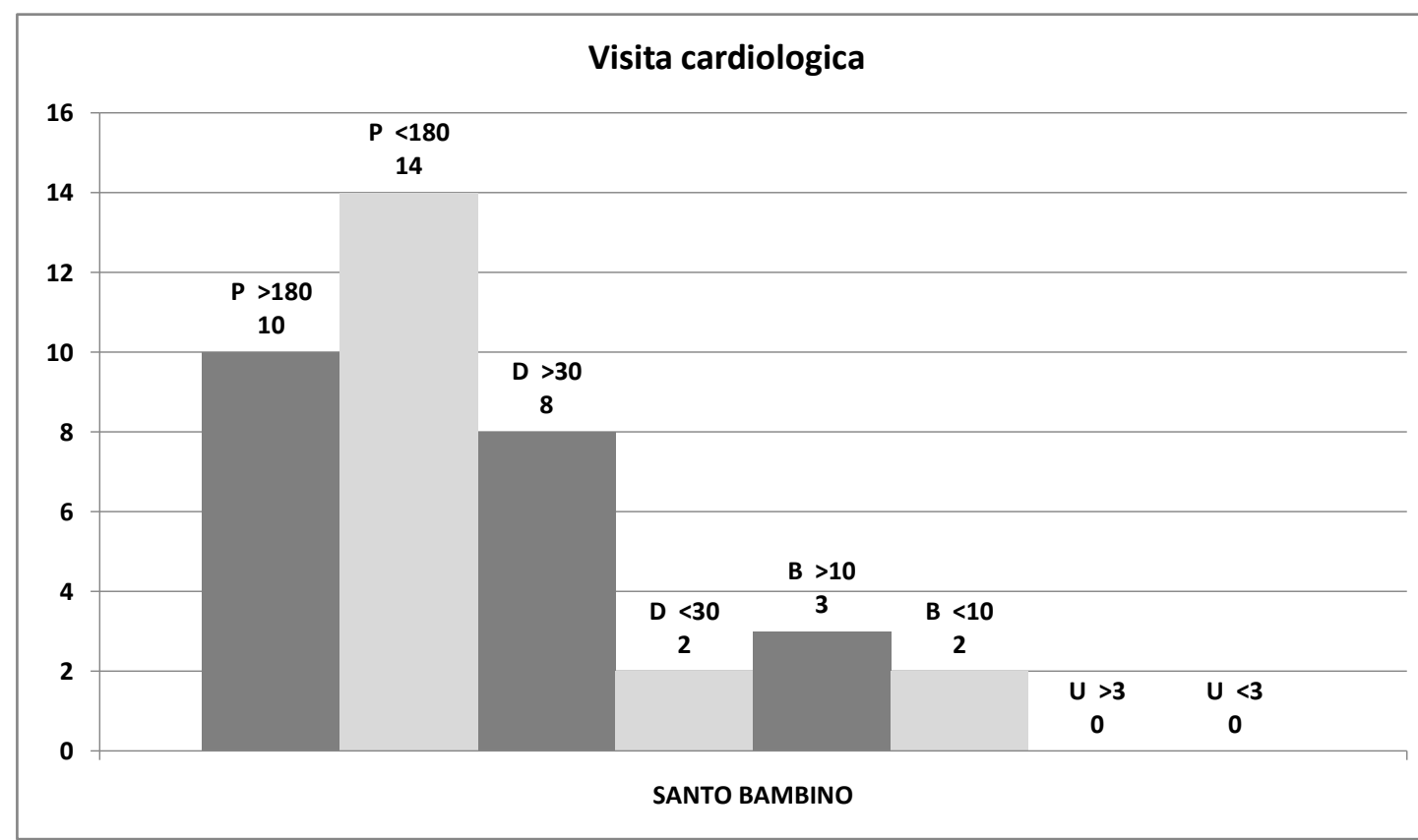
GASPARE RODOLICO			
P >180	0	#####	%
P <180	0	#####	%
P Tot	0		
D >30	0	#####	%
D <30	0	#####	%
D Tot	0		
B >10	0	#####	%
B <10	0	#####	%
B Tot	0		
U >3	0	#####	%
U <3	0	#####	%
U Tot	0		



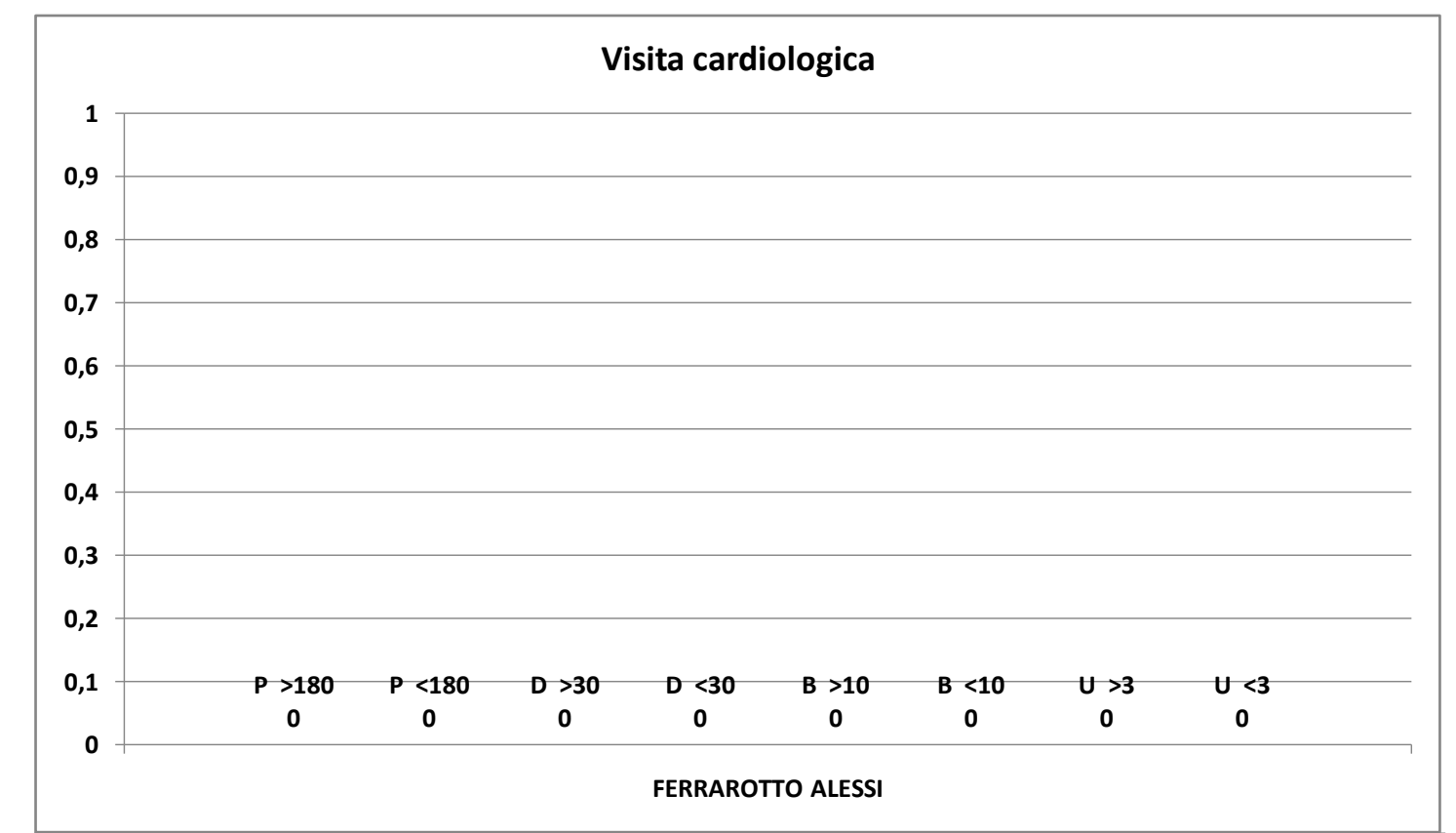
VITTORIO EMANUELE			
P >180	14	77,8	%
P <180	4	22,2	%
P Tot	18		
D >30	0	0,0	%
D <30	10	100,0	%
D Tot	10		
B >10	0	0,0	%
B <10	1	100,0	%
B Tot	1		
U >3	0	#####	%
U <3	0	#####	%
U Tot	0		



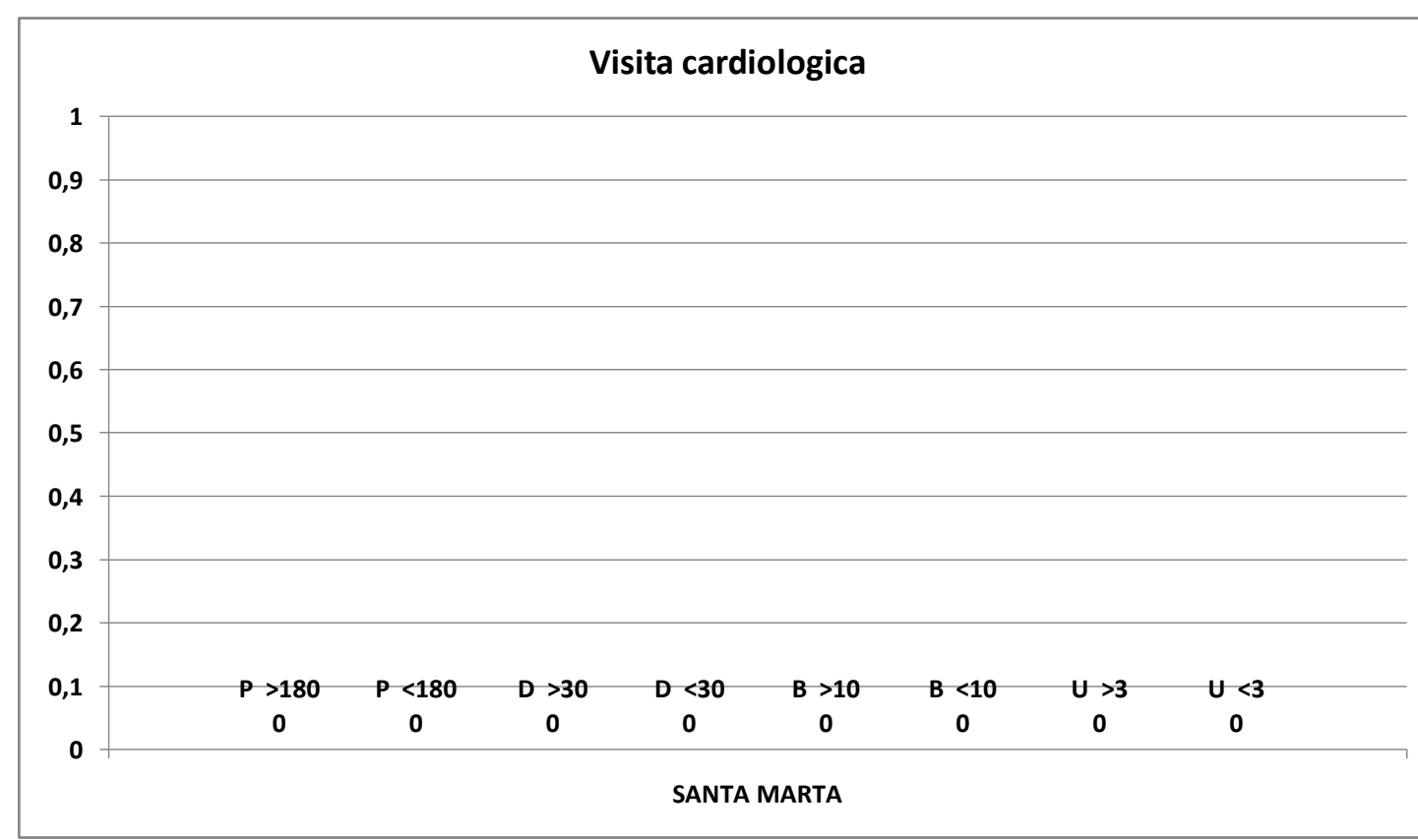
SANTO BAMBINO			
P >180	10	41,7	%
P <180	14	58,3	%
P Tot	24		
D >30	8	80,0	%
D <30	2	20,0	%
D Tot	10		
B >10	3	60,0	%
B <10	2	40,0	%
B Tot	5		
U >3	0	#####	%
U <3	0	#####	%
U Tot	0		



FERRAROTTO ALESSI			
P >180	0	#####	%
P <180	0	#####	%
P Tot	0		
D >30	0	#####	%
D <30	0	#####	%
D Tot	0		
B >10	0	#####	%
B <10	0	#####	%
B Tot	0		
U >3	0	#####	%
U <3	0	#####	%
U Tot	0		



SANTA MARTA			
P >180	0	#####	%
P <180	0	#####	%
P Tot	0		
D >30	0	#####	%
D <30	0	#####	%
D Tot	0		
B >10	0	#####	%
B <10	0	#####	%
B Tot	0		
U >3	0	#####	%
U <3	0	#####	%
U Tot	0		



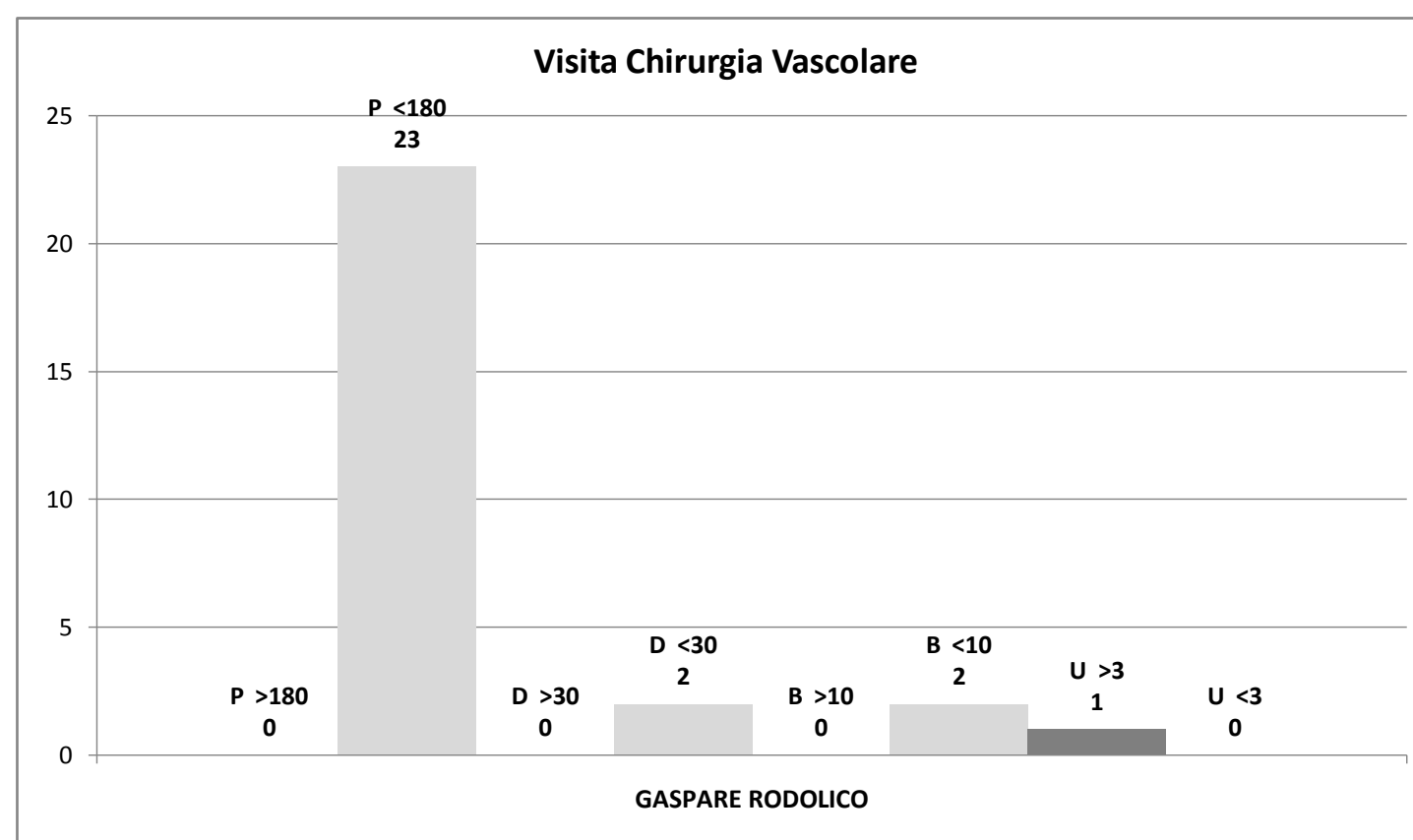
Tot. P:	42
Tot. D:	20
Tot. B:	6
Tot. U:	0
Tot. Prestazioni:	68
Tot. P >180:	24
Tot. D >30:	8
Tot. B >10:	3
Tot. U >3:	0
Tot. fuori tempo:	35

Il Responsabile del CUP – Aziendale  
Dott. Maurilio DANZI

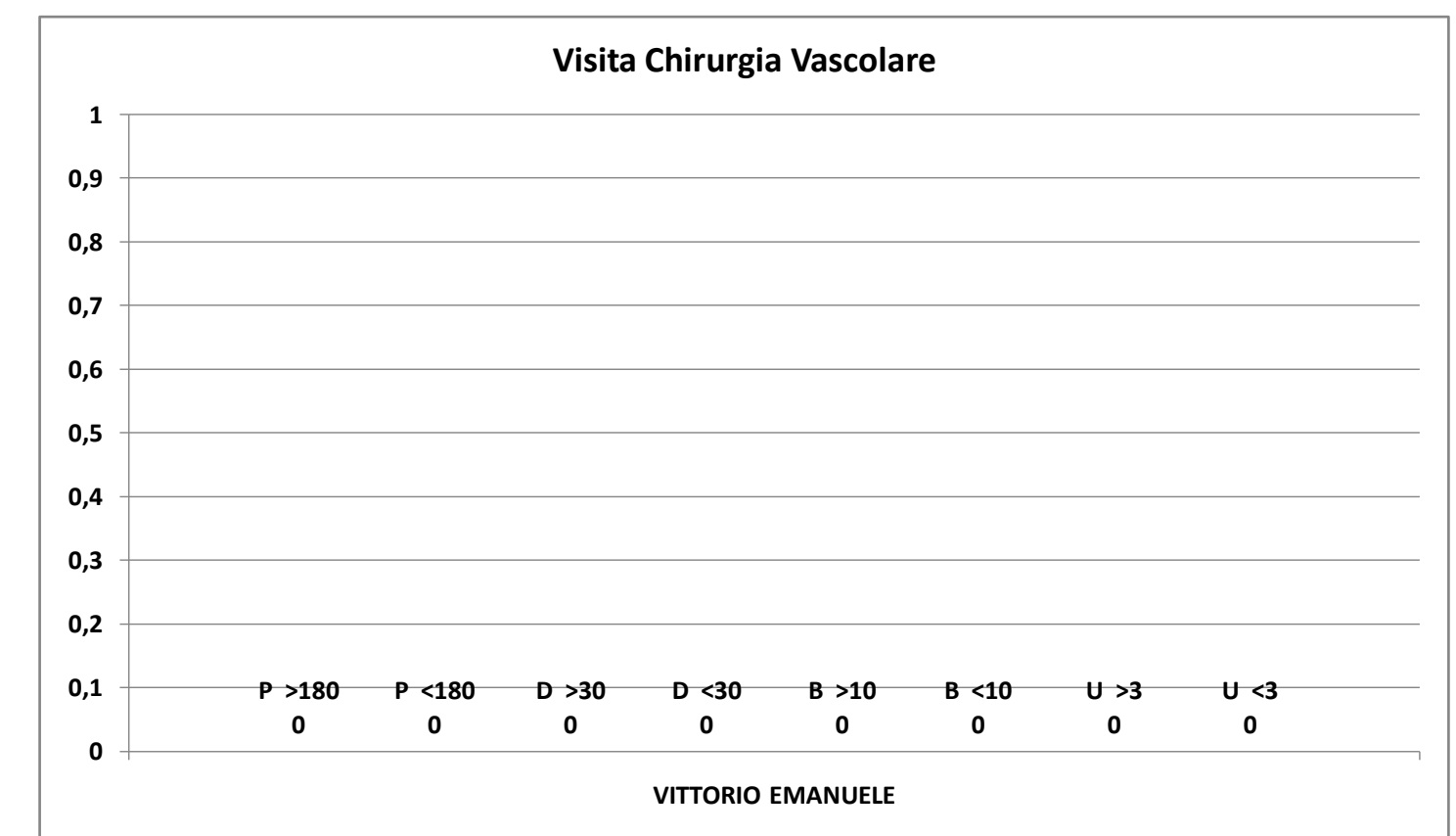
Rilevamento tempi d'attesa PRESTAZIONI CRITICHE, per codice priorità e per Presidi:

**maggio/2014**

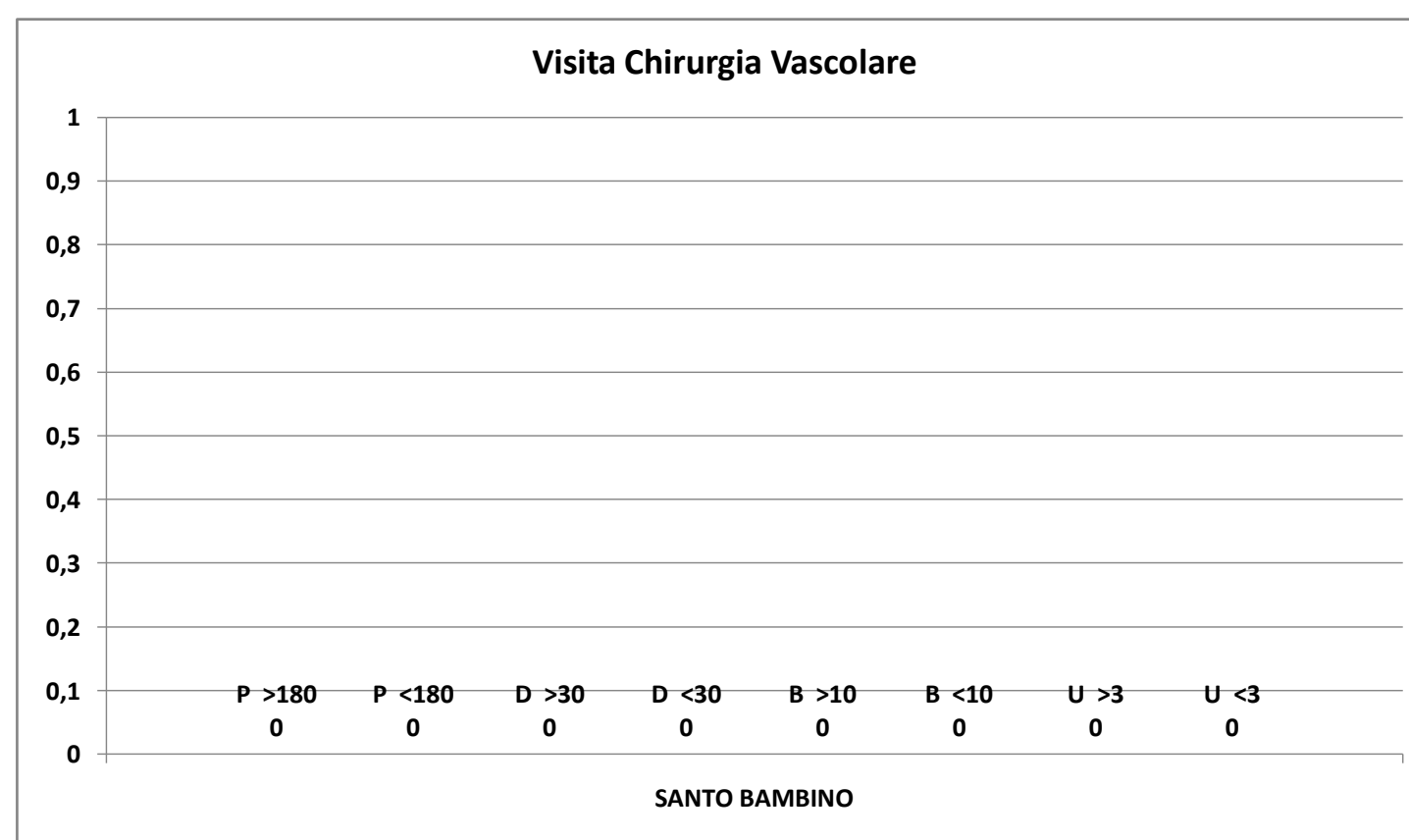
GASPARE RODOLICO			
P >180	0	0,0	%
P <180	23	100,0	%
P Tot	23		
D >30	0	0,0	%
D <30	2	100,0	%
D Tot	2		
B >10	0	0,0	%
B <10	2	100,0	%
B Tot	2		
U >3	1	100,0	%
U <3	0	0,0	%
U Tot	1		



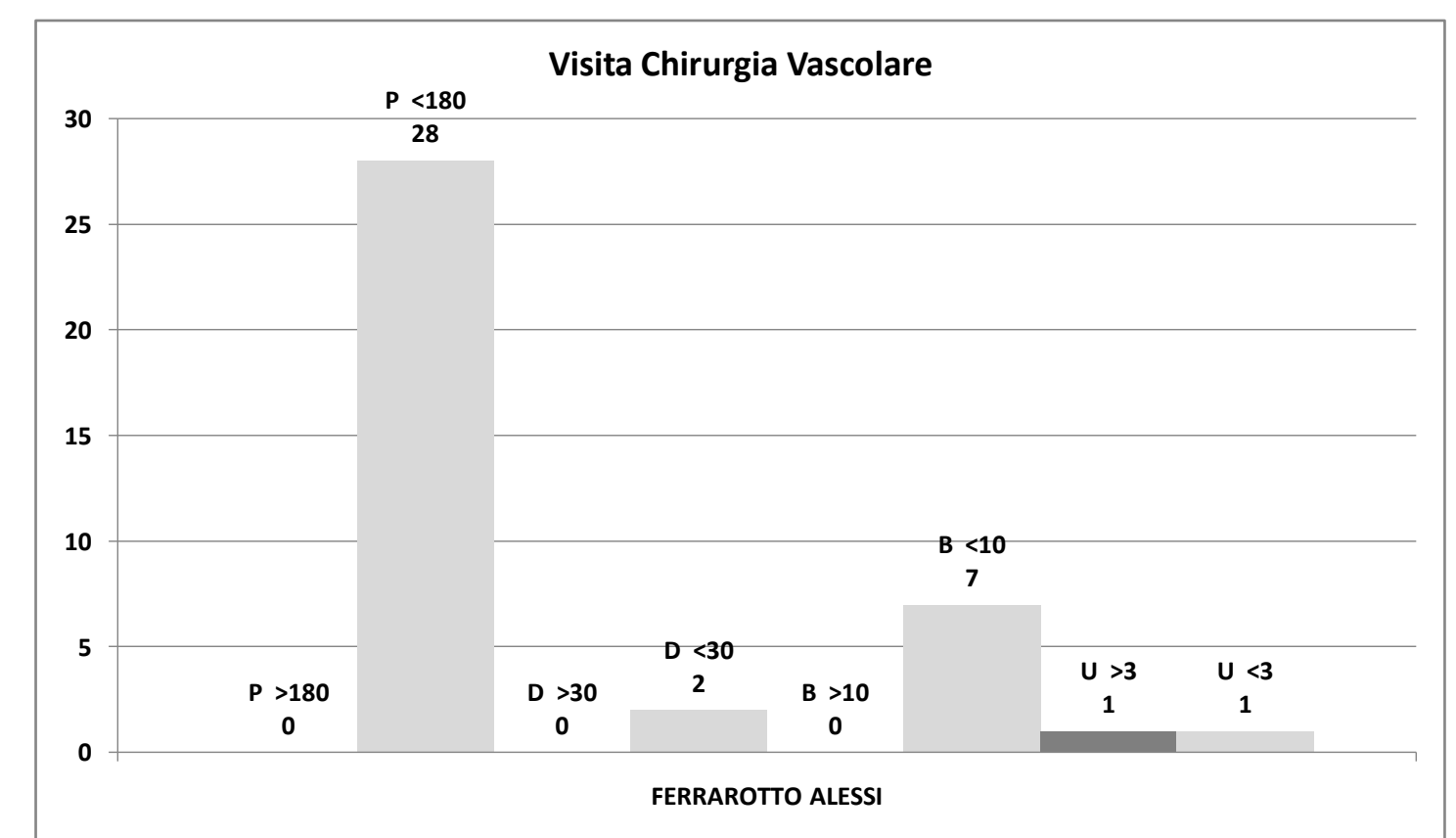
VITTORIO EMANUELE			
P >180	0	#####	%
P <180	0	#####	%
P Tot	0		
D >30	0	#####	%
D <30	0	#####	%
D Tot	0		
B >10	0	#####	%
B <10	0	#####	%
B Tot	0		
U >3	0	#####	%
U <3	0	#####	%
U Tot	0		



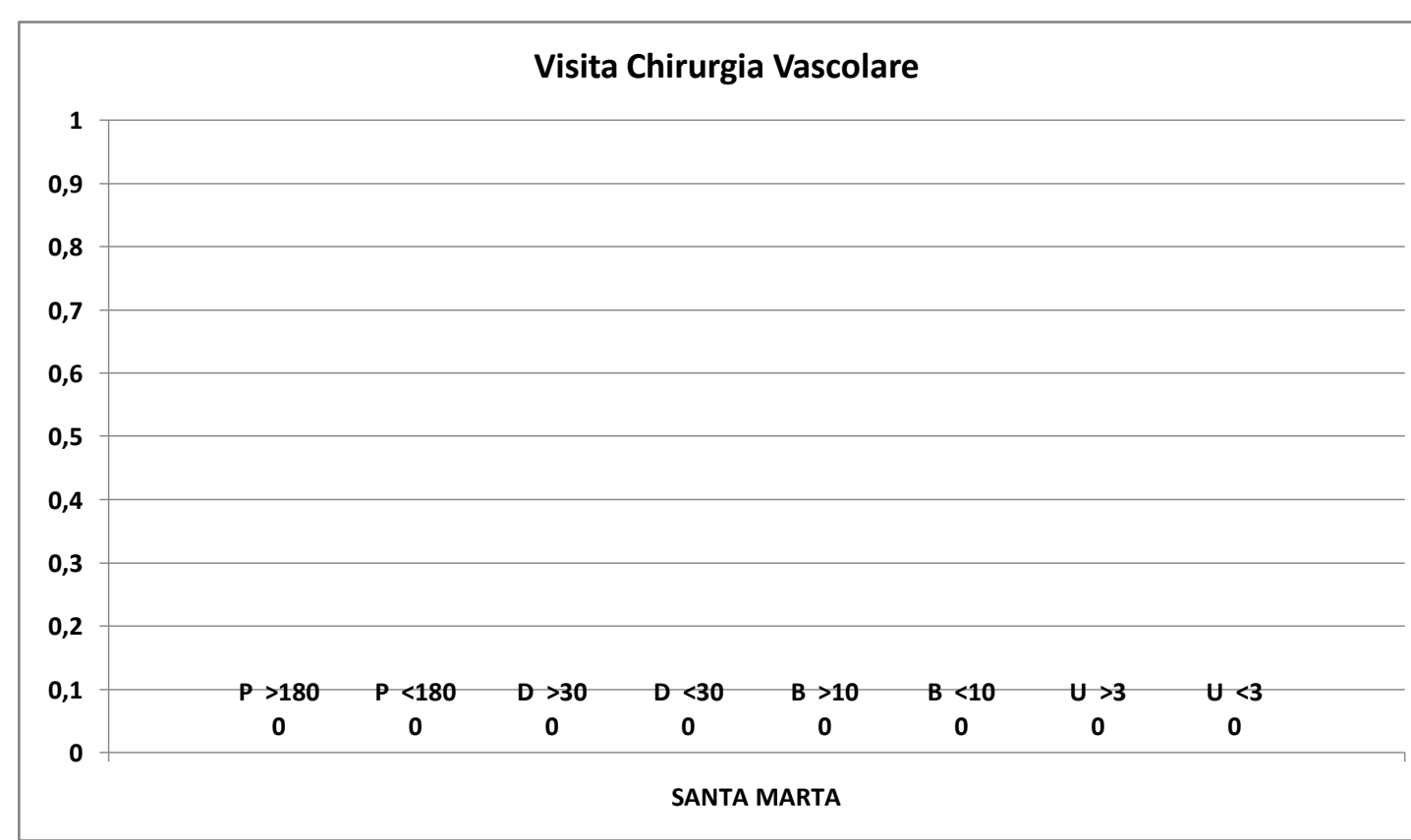
SANTO BAMBINO			
P >180	0	#####	%
P <180	0	#####	%
P Tot	0		
D >30	0	#####	%
D <30	0	#####	%
D Tot	0		
B >10	0	#####	%
B <10	0	#####	%
B Tot	0		
U >3	0	#####	%
U <3	0	#####	%
U Tot	0		



FERRAROTTO ALESSI			
P >180	0	0,0	%
P <180	28	100,0	%
P Tot	28		
D >30	0	0,0	%
D <30	2	100,0	%
D Tot	2		
B >10	0	0,0	%
B <10	7	100,0	%
B Tot	7		
U >3	1	50,0	%
U <3	1	50,0	%
U Tot	2		



SANTA MARTA			
P >180	0	#####	%
P <180	0	#####	%
P Tot	0		
D >30	0	#####	%
D <30	0	#####	%
D Tot	0		
B >10	0	#####	%
B <10	0	#####	%
B Tot	0		
U >3	0	#####	%
U <3	0	#####	%
U Tot	0		



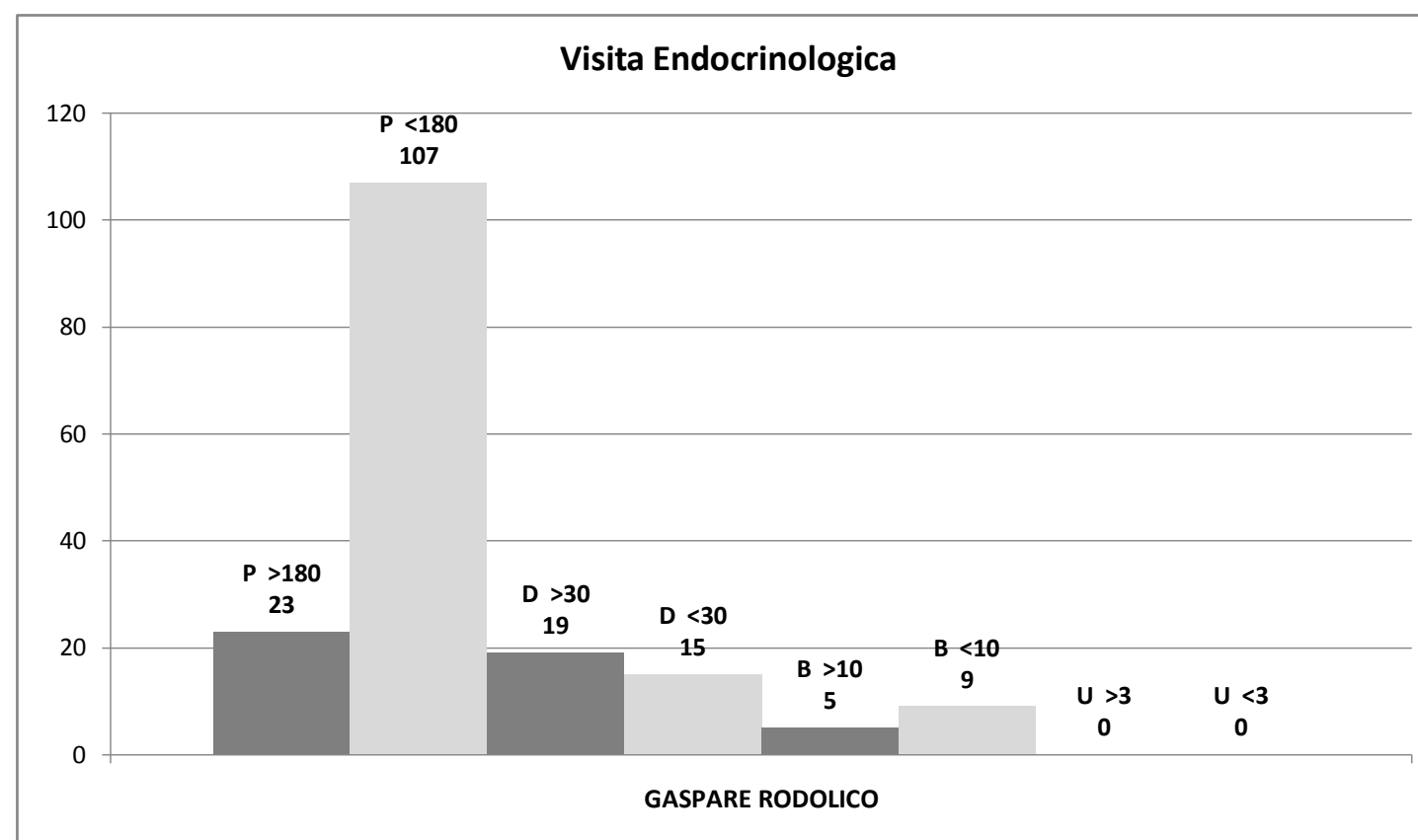
Tot. P:	51
Tot. D:	4
Tot. B:	9
Tot. U:	3
Tot. Prestazioni:	67
Tot. P >180:	0
Tot. D >30:	0
Tot. B >10:	0
Tot. U >3:	2
Tot. fuori tempo:	2

Il Responsabile del CUP – Aziendale  
Dott. Maurilio DANZI

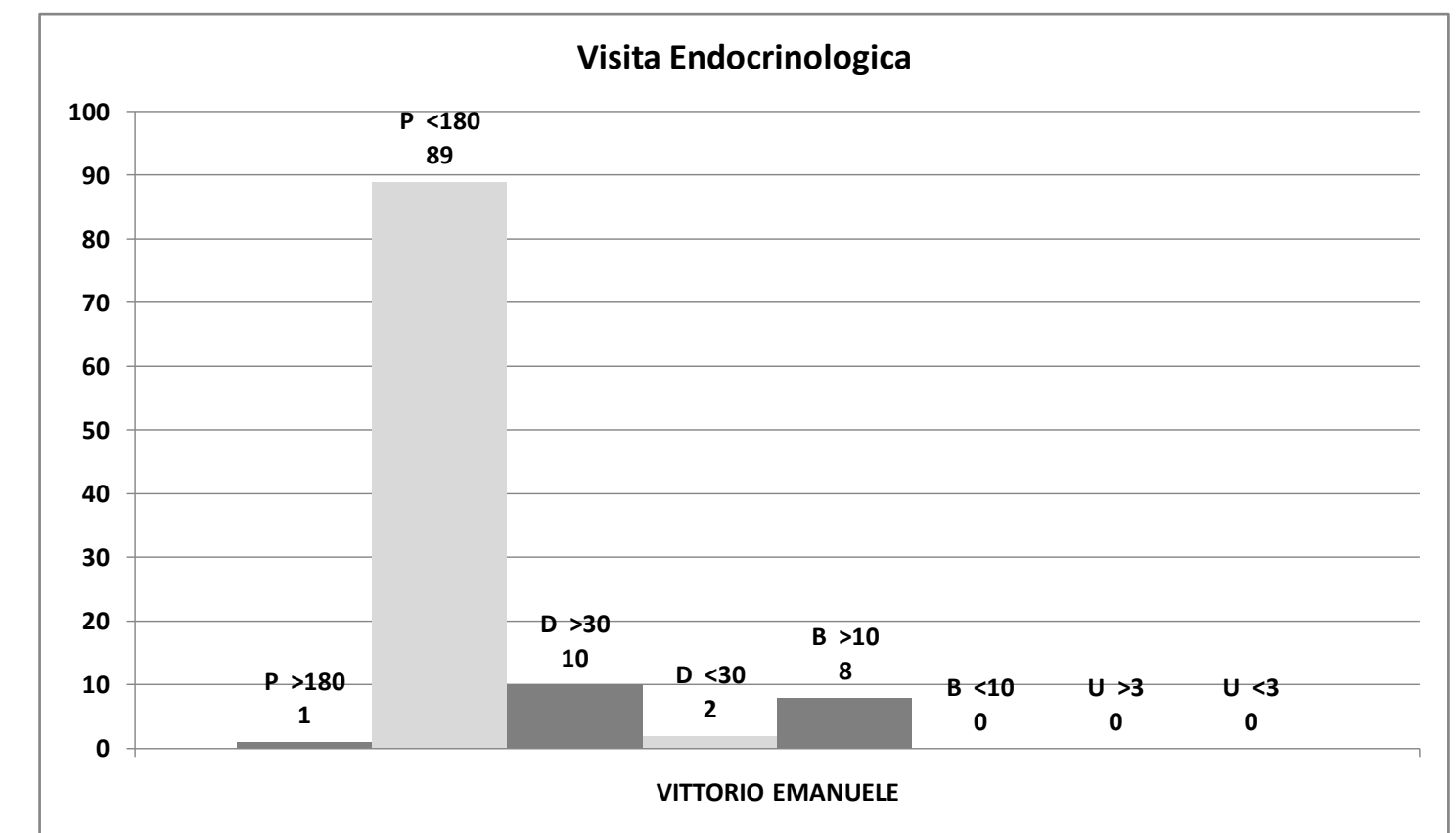
Rilevamento tempi d'attesa PRESTAZIONI CRITICHE, per codice priorità e per Presidi:

maggio/2014

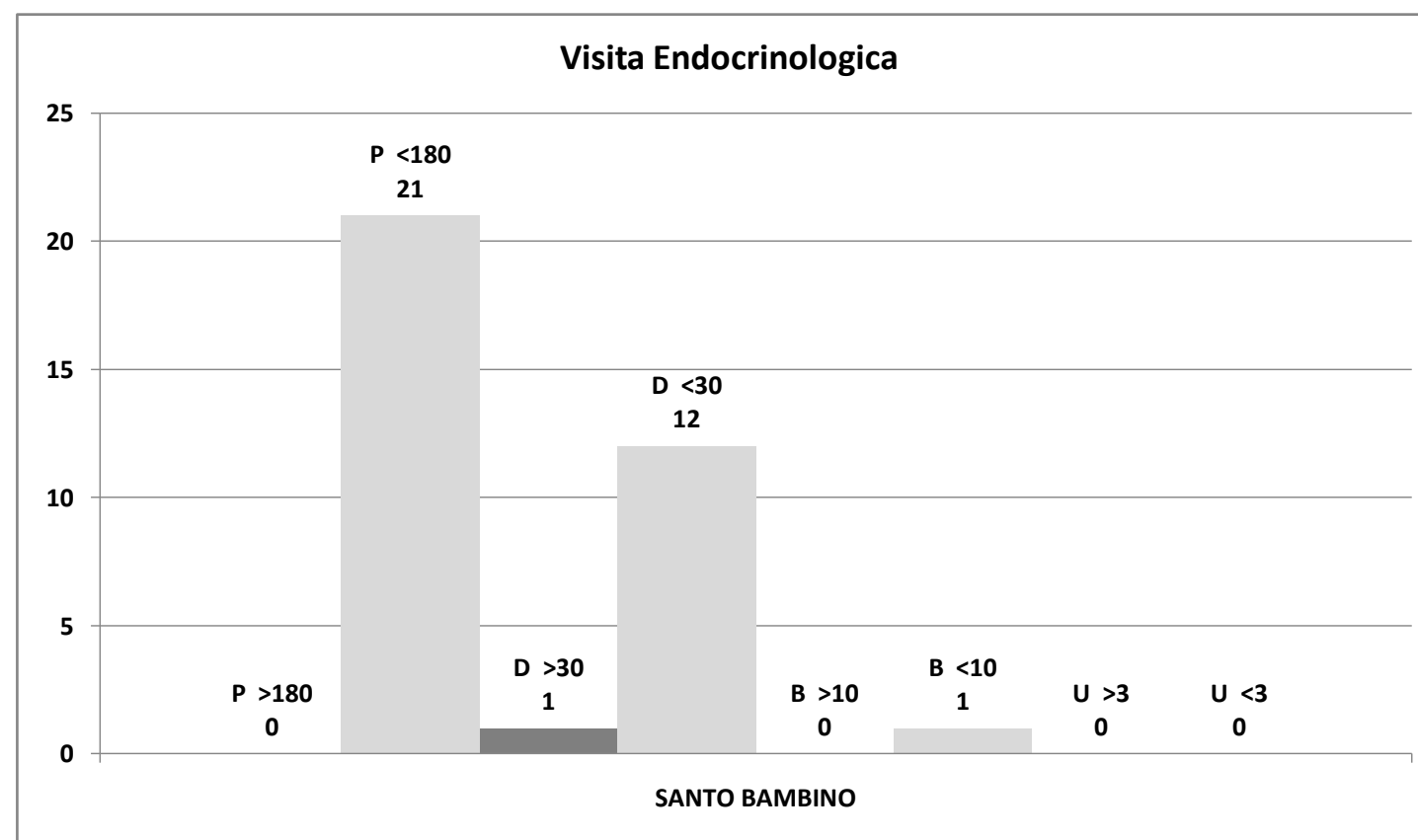
GASPARE RODOLICO			
P >180	23	17,7	%
P <180	107	82,3	%
P Tot	130		
D >30	19	55,9	%
D <30	15	44,1	%
D Tot	34		
B >10	5	35,7	%
B <10	9	64,3	%
B Tot	14		
U >3	0	#####	%
U <3	0	#####	%
U Tot	0		



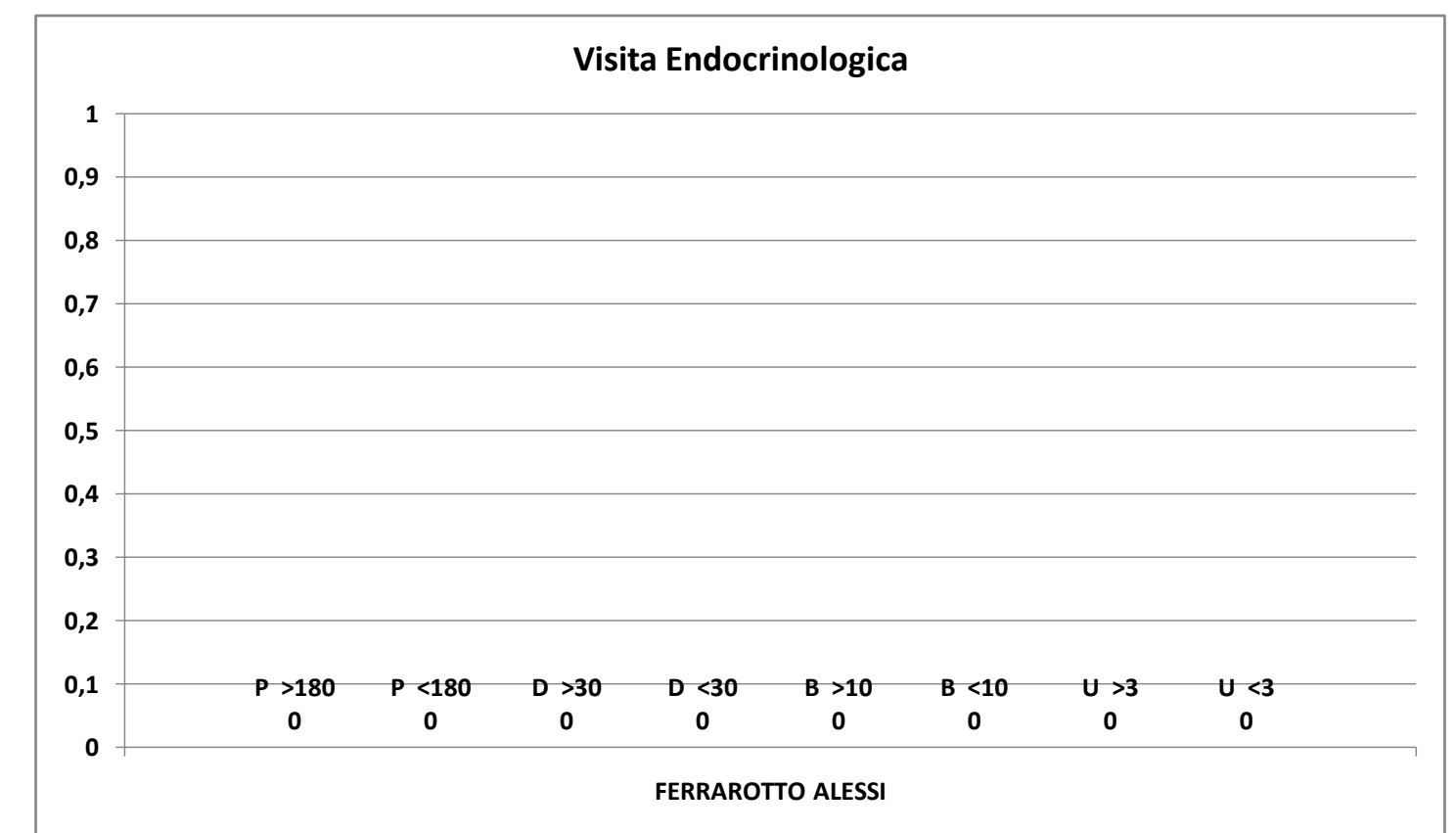
VITTORIO EMANUELE			
P >180	1	1,1	%
P <180	89	98,9	%
P Tot	90		
D >30	10	83,3	%
D <30	2	16,7	%
D Tot	12		
B >10	8	100,0	%
B <10	0	0,0	%
B Tot	8		
U >3	0	#####	%
U <3	0	#####	%
U Tot	0		



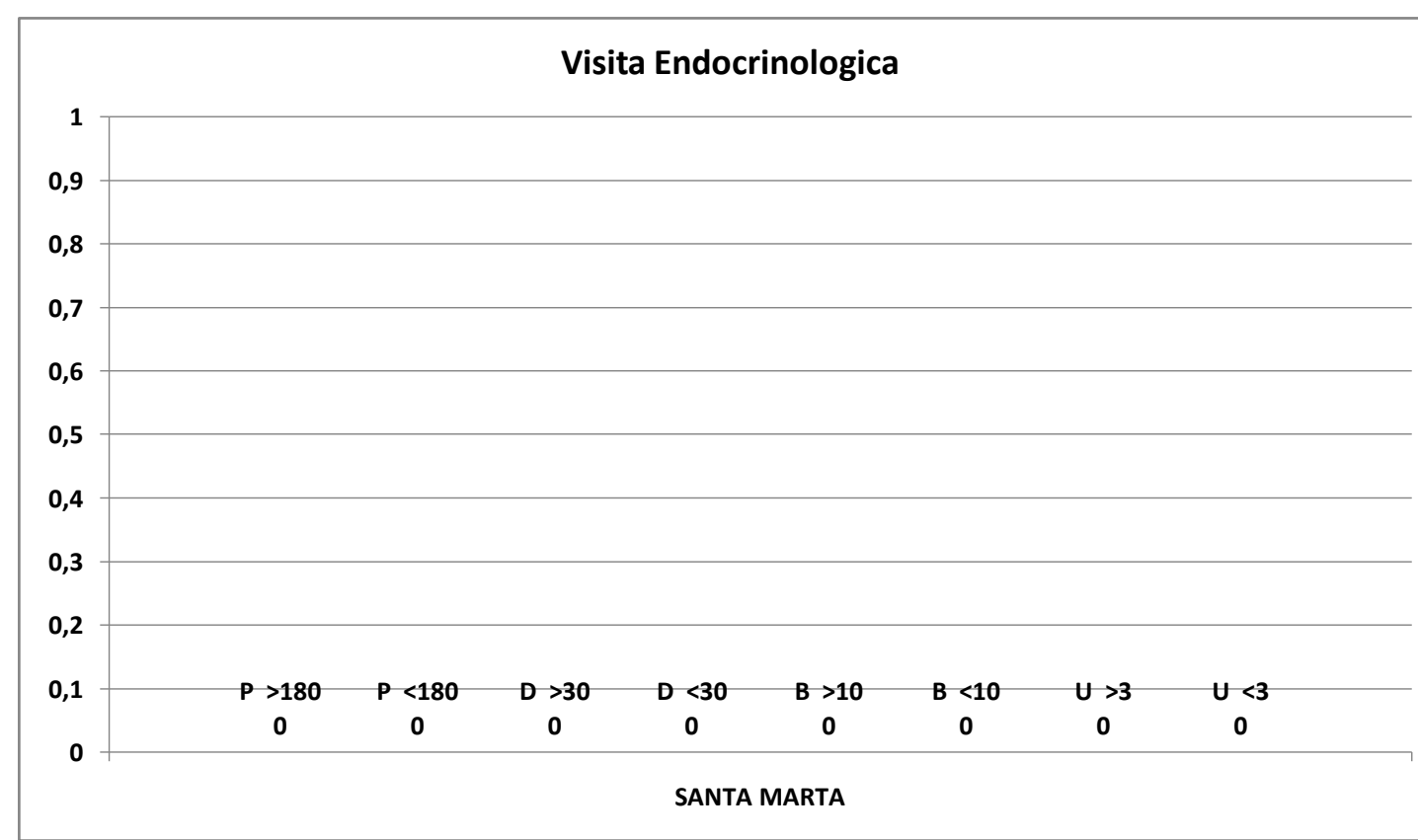
SANTO BAMBINO			
P >180	0	0,0	%
P <180	21	100,0	%
P Tot	21		
D >30	1	7,7	%
D <30	12	92,3	%
D Tot	13		
B >10	0	0,0	%
B <10	1	100,0	%
B Tot	1		
U >3	0	#####	%
U <3	0	#####	%
U Tot	0		



FERRAROTTO ALESSI			
P >180	0	#####	%
P <180	0	#####	%
P Tot	0		
D >30	0	#####	%
D <30	0	#####	%
D Tot	0		
B >10	0	#####	%
B <10	0	#####	%
B Tot	0		
U >3	0	#####	%
U <3	0	#####	%
U Tot	0		



SANTA MARTA			
P >180	0	#####	%
P <180	0	#####	%
P Tot	0		
D >30	0	#####	%
D <30	0	#####	%
D Tot	0		
B >10	0	#####	%
B <10	0	#####	%
B Tot	0		
U >3	0	#####	%
U <3	0	#####	%
U Tot	0		



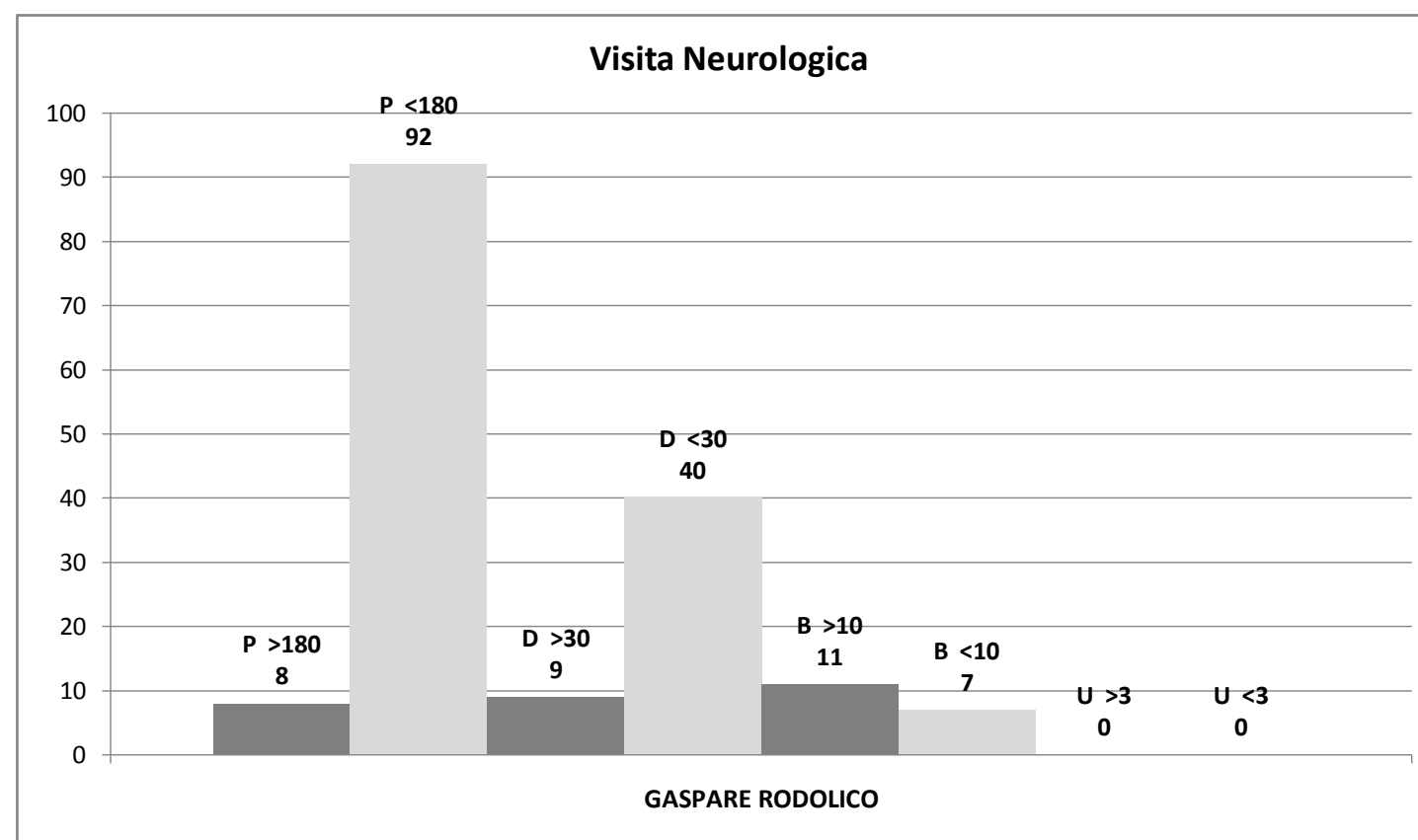
Tot. P:	241
Tot. D:	59
Tot. B:	23
Tot. U:	0
Tot. Prestazioni:	323
Tot. P >180:	24
Tot. D >30:	30
Tot. B >10:	13
Tot. U >3:	0
Tot. fuori tempo:	67

Il Responsabile del CUP – Aziendale  
Dott. Maurilio DANZI

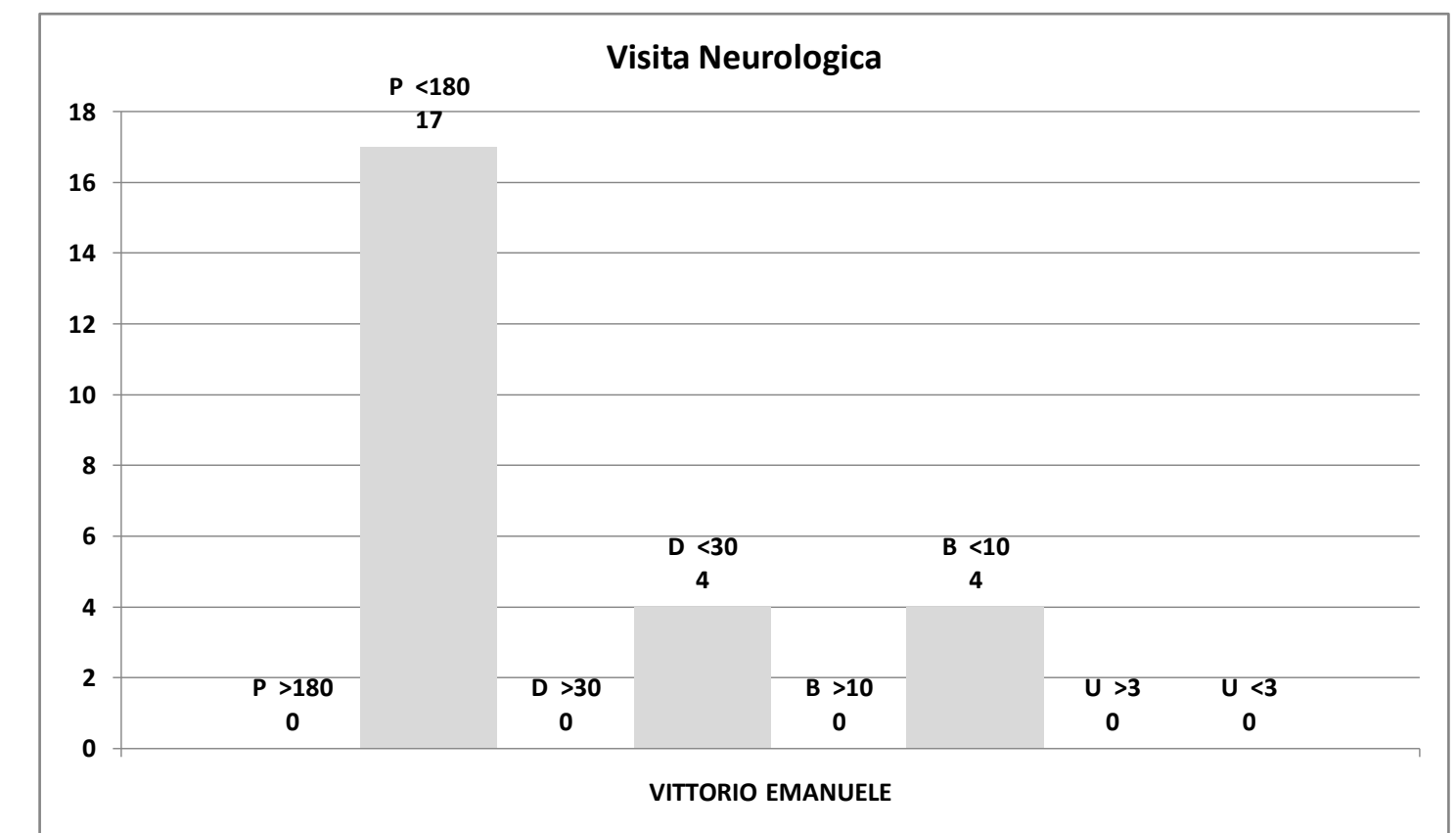
Rilevamento tempi d'attesa PRESTAZIONI CRITICHE, per codice priorità e per Presidi:

**maggio/2014**

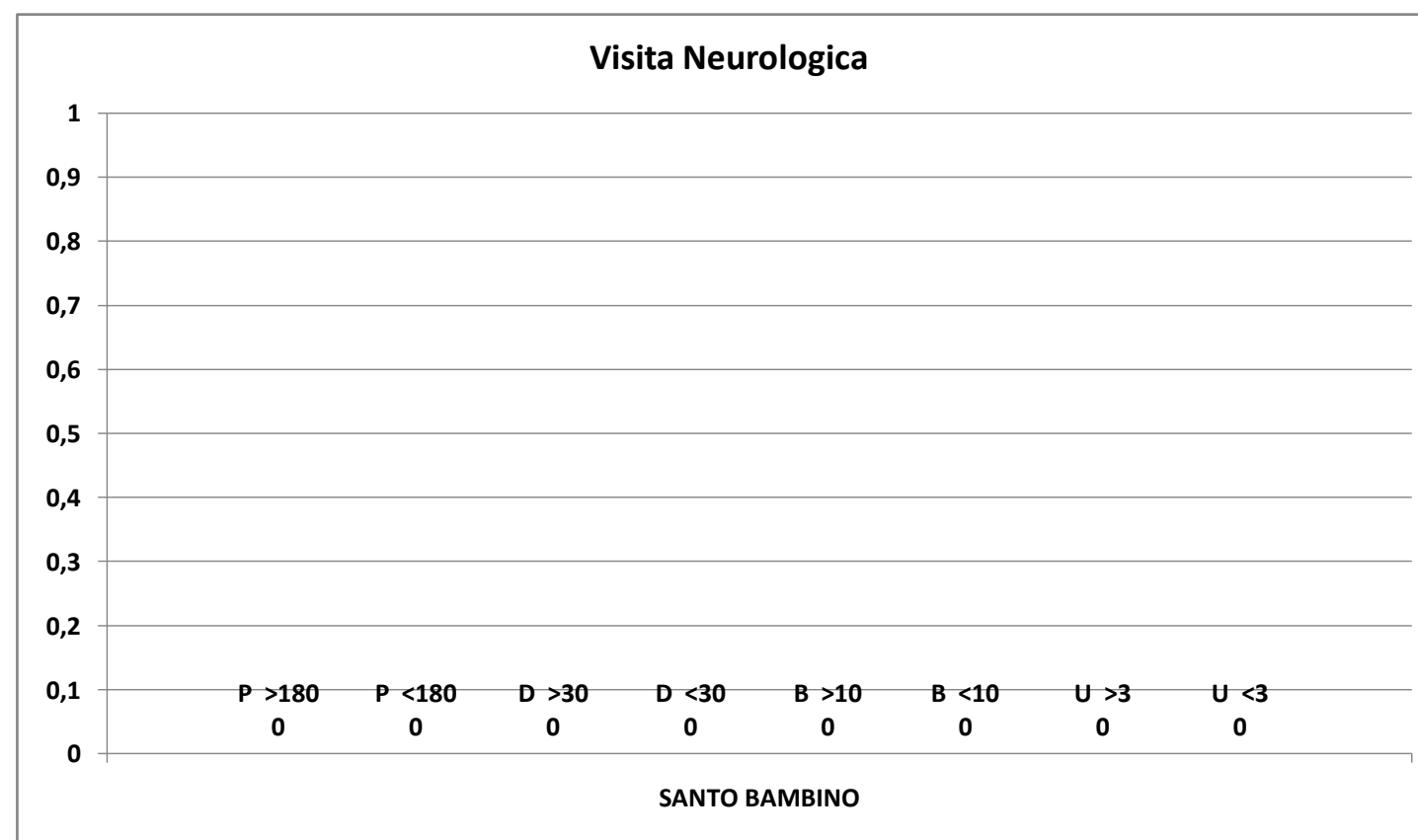
GASPARE RODOLICO			
P >180	8	8,0	%
P <180	92	92,0	%
P Tot	100		
D >30	9	18,4	%
D <30	40	81,6	%
D Tot	49		
B >10	11	61,1	%
B <10	7	38,9	%
B Tot	18		
U >3	0	#####	%
U <3	0	#####	%
U Tot	0		



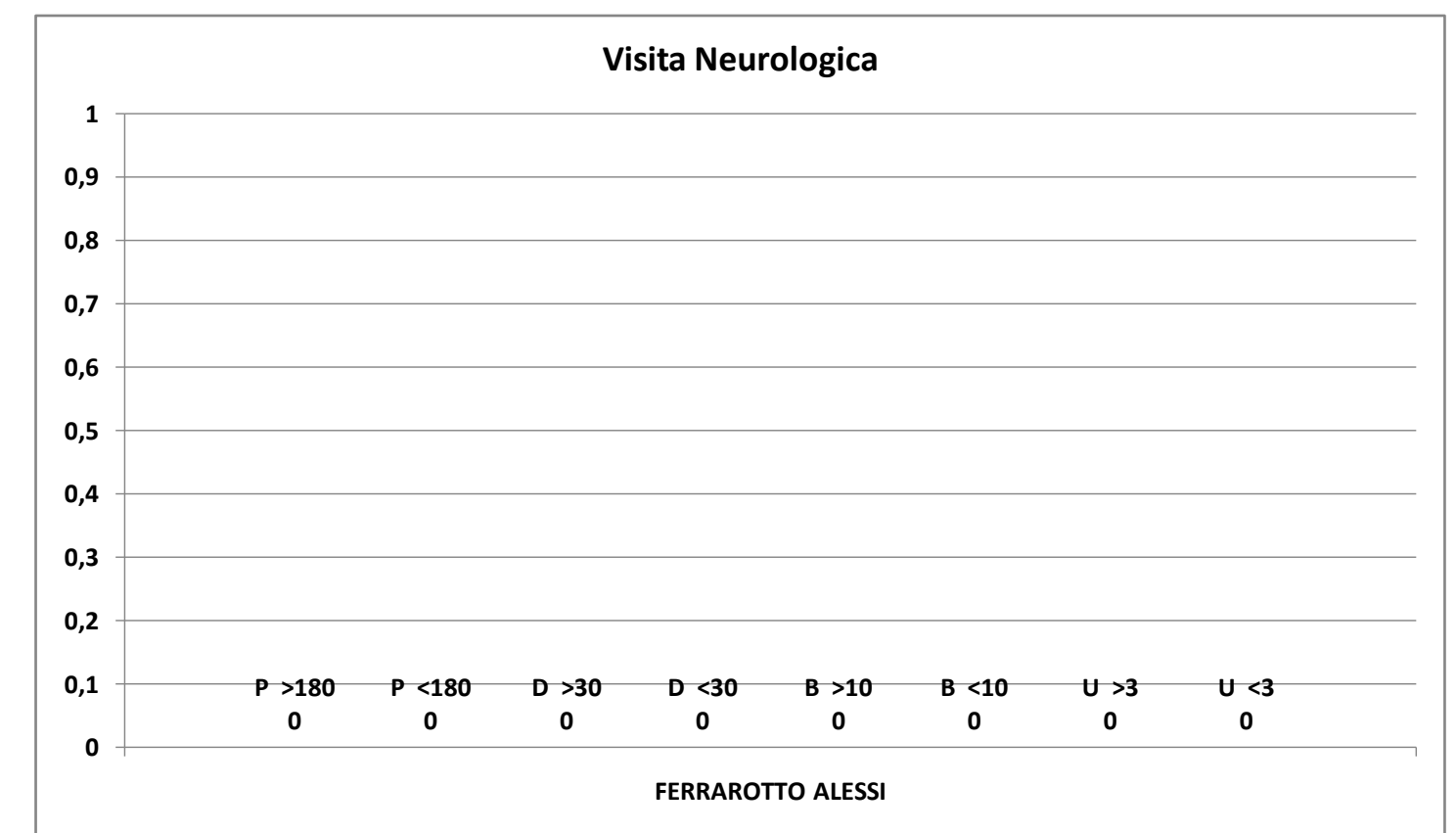
VITTORIO EMANUELE			
P >180	0	0,0	%
P <180	17	100,0	%
P Tot	17		
D >30	0	0,0	%
D <30	4	100,0	%
D Tot	4		
B >10	0	0,0	%
B <10	4	100,0	%
B Tot	4		
U >3	0	#####	%
U <3	0	#####	%
U Tot	0		



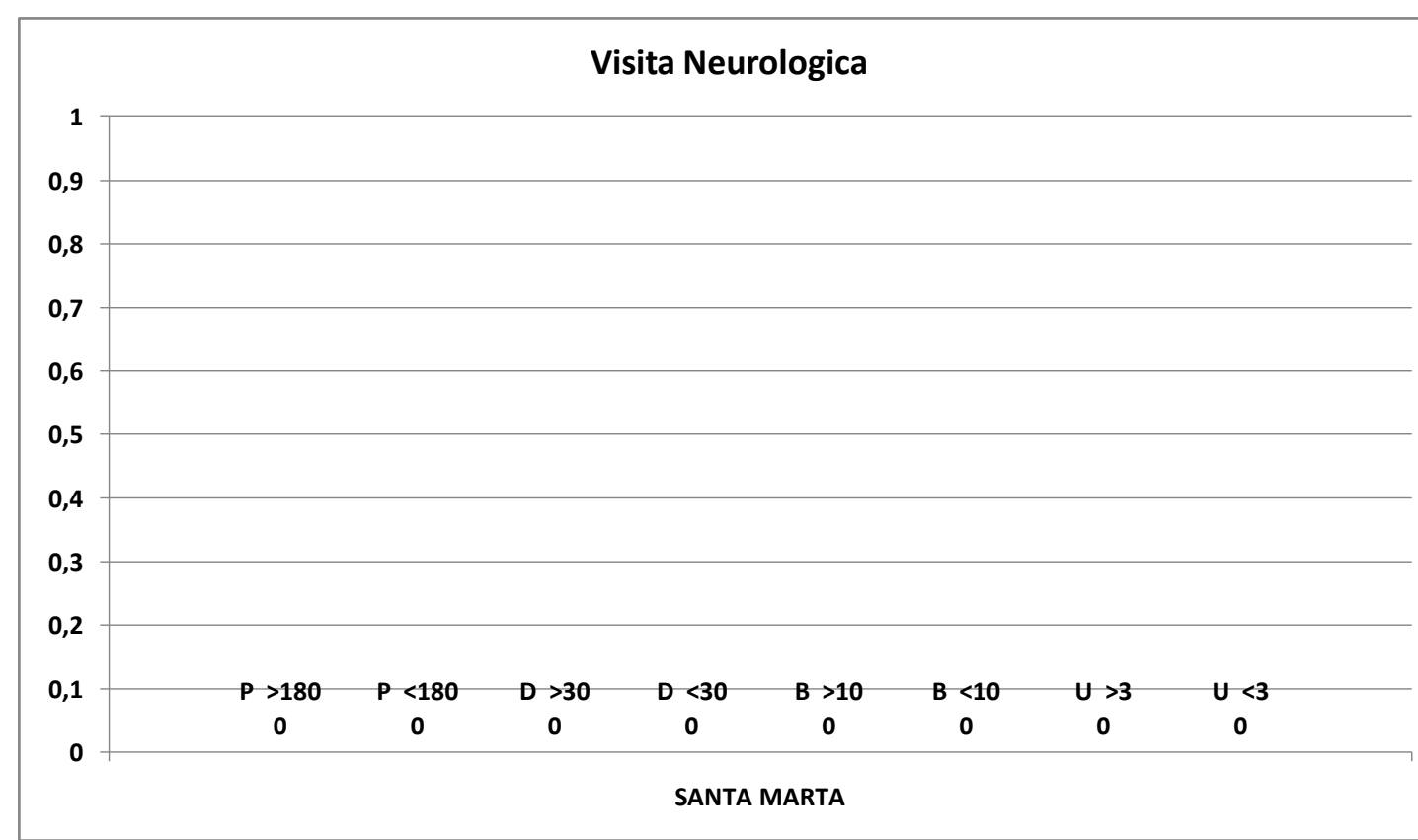
SANTO BAMBINO			
P >180	0	#####	%
P <180	0	#####	%
P Tot	0		
D >30	0	#####	%
D <30	0	#####	%
D Tot	0		
B >10	0	#####	%
B <10	0	#####	%
B Tot	0		
U >3	0	#####	%
U <3	0	#####	%
U Tot	0		



FERRAROTTO ALESSI			
P >180	0	#####	%
P <180	0	#####	%
P Tot	0		
D >30	0	#####	%
D <30	0	#####	%
D Tot	0		
B >10	0	#####	%
B <10	0	#####	%
B Tot	0		
U >3	0	#####	%
U <3	0	#####	%
U Tot	0		



SANTA MARTA			
P >180	0	#####	%
P <180	0	#####	%
P Tot	0		
D >30	0	#####	%
D <30	0	#####	%
D Tot	0		
B >10	0	#####	%
B <10	0	#####	%
B Tot	0		
U >3	0	#####	%
U <3	0	#####	%
U Tot	0		



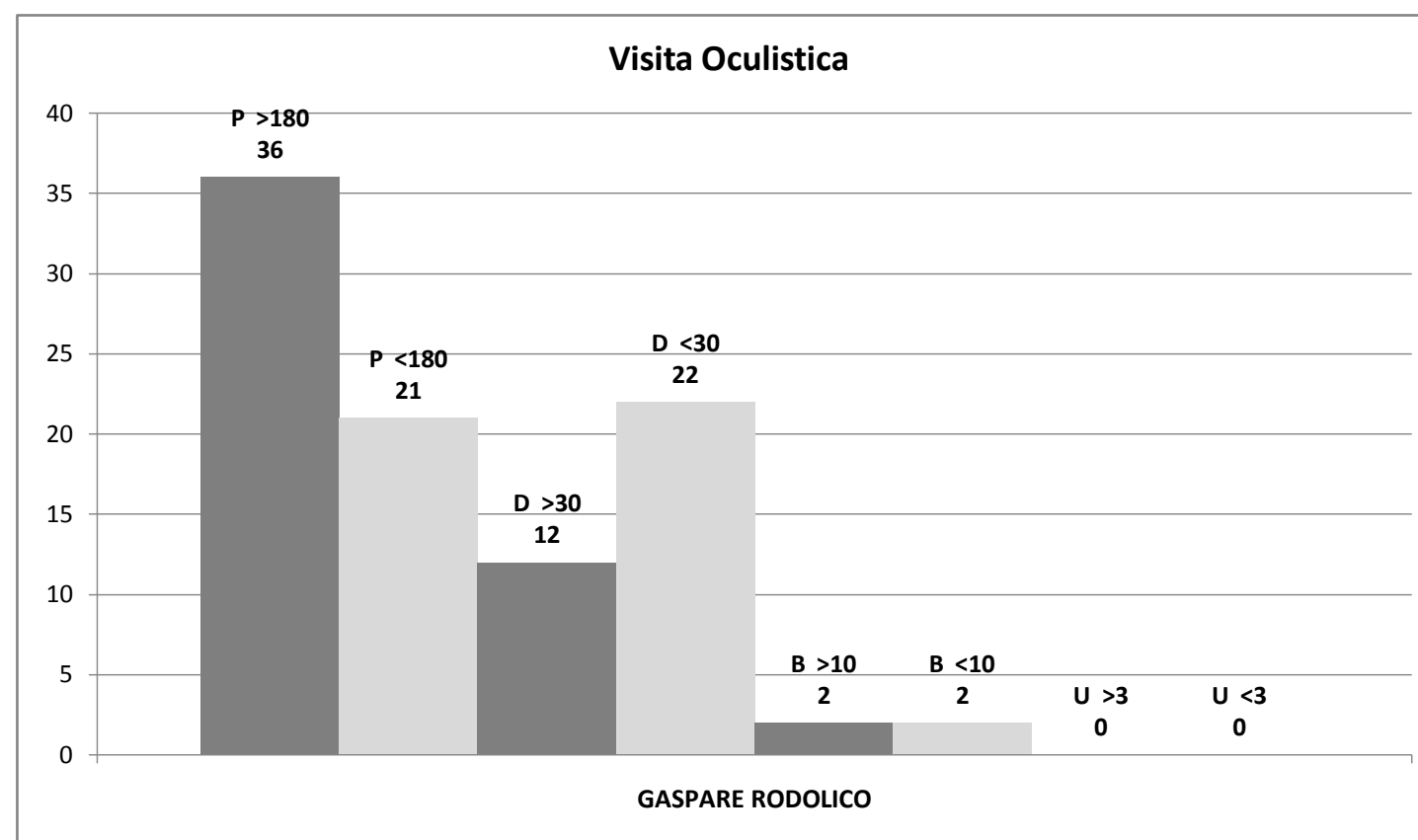
Tot. P:	117
Tot. D:	53
Tot. B:	22
Tot. U:	0
Tot. Prestazioni:	192
Tot. P >180:	8
Tot. D >30:	9
Tot. B >10:	11
Tot. U >3:	0
Tot. fuori tempo:	28

Il Responsabile del CUP – Aziendale  
Dott. Maurilio DANZI

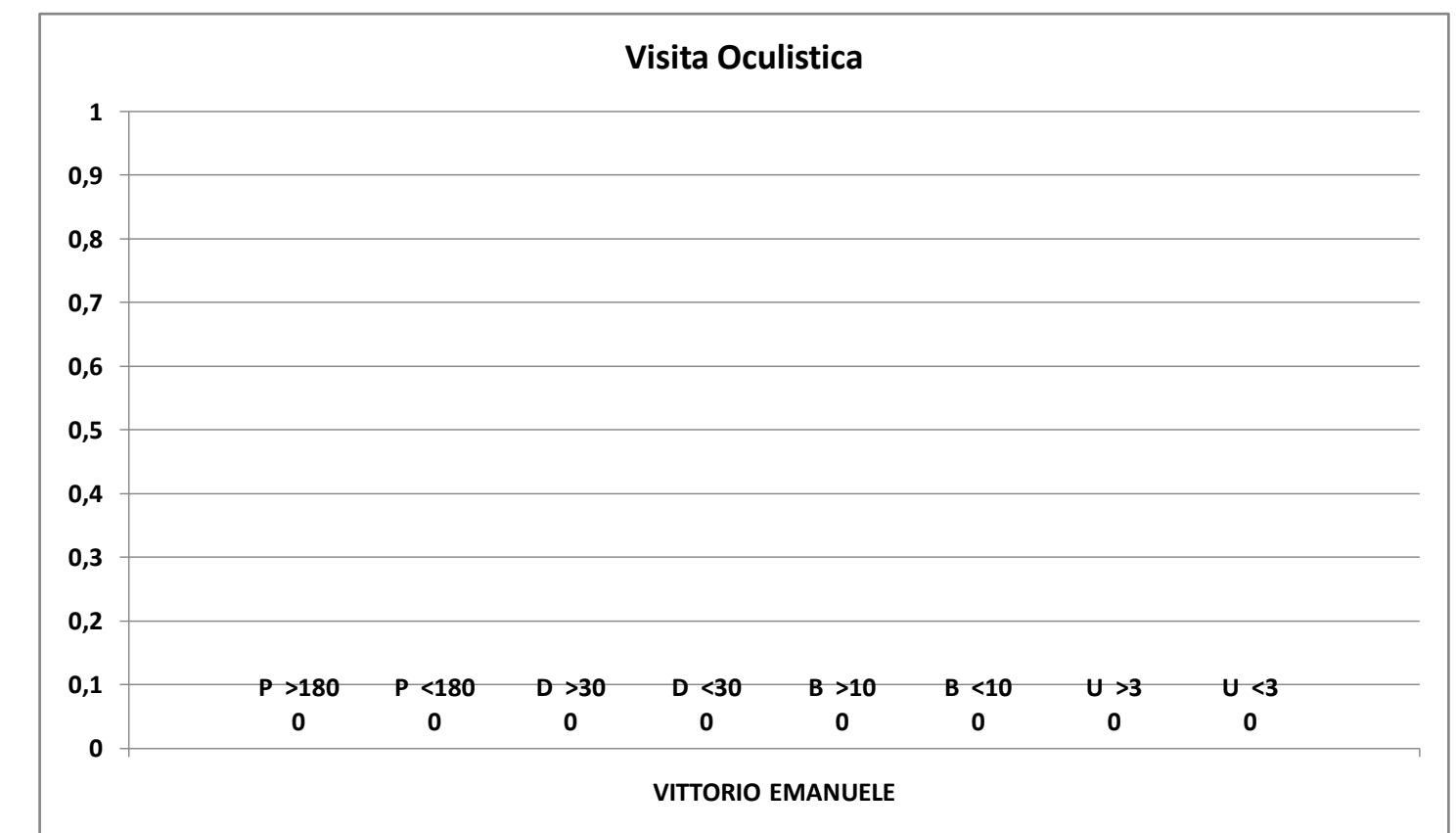
Rilevamento tempi d'attesa PRESTAZIONI CRITICHE, per codice priorità e per Presidi:

maggio/2014

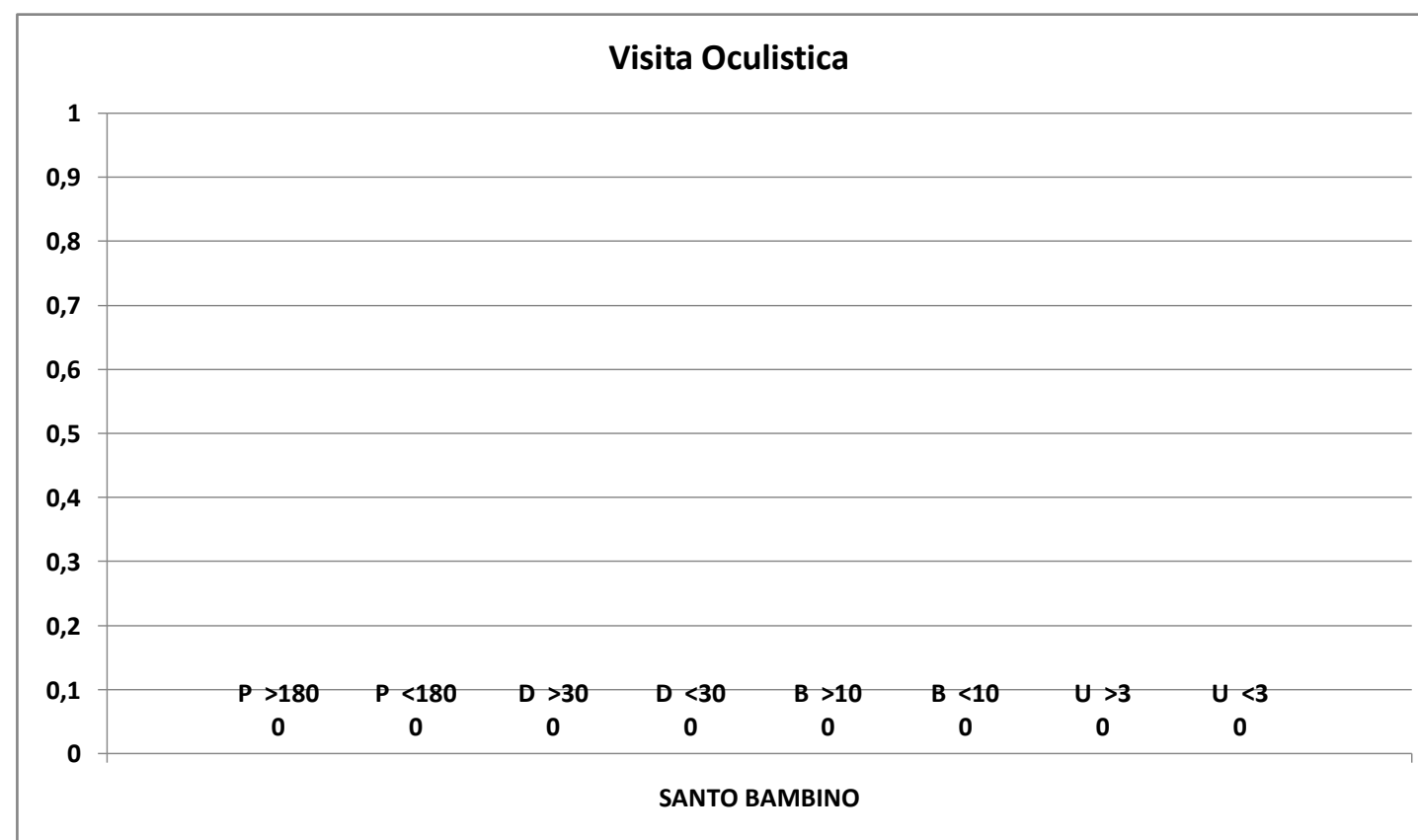
GASPARE RODOLICO			
P >180	36	63,2	%
P <180	21	36,8	%
P Tot	57		
D >30	12	35,3	%
D <30	22	64,7	%
D Tot	34		
B >10	2	50,0	%
B <10	2	50,0	%
B Tot	4		
U >3	0	#####	%
U <3	0	#####	%
U Tot	0		



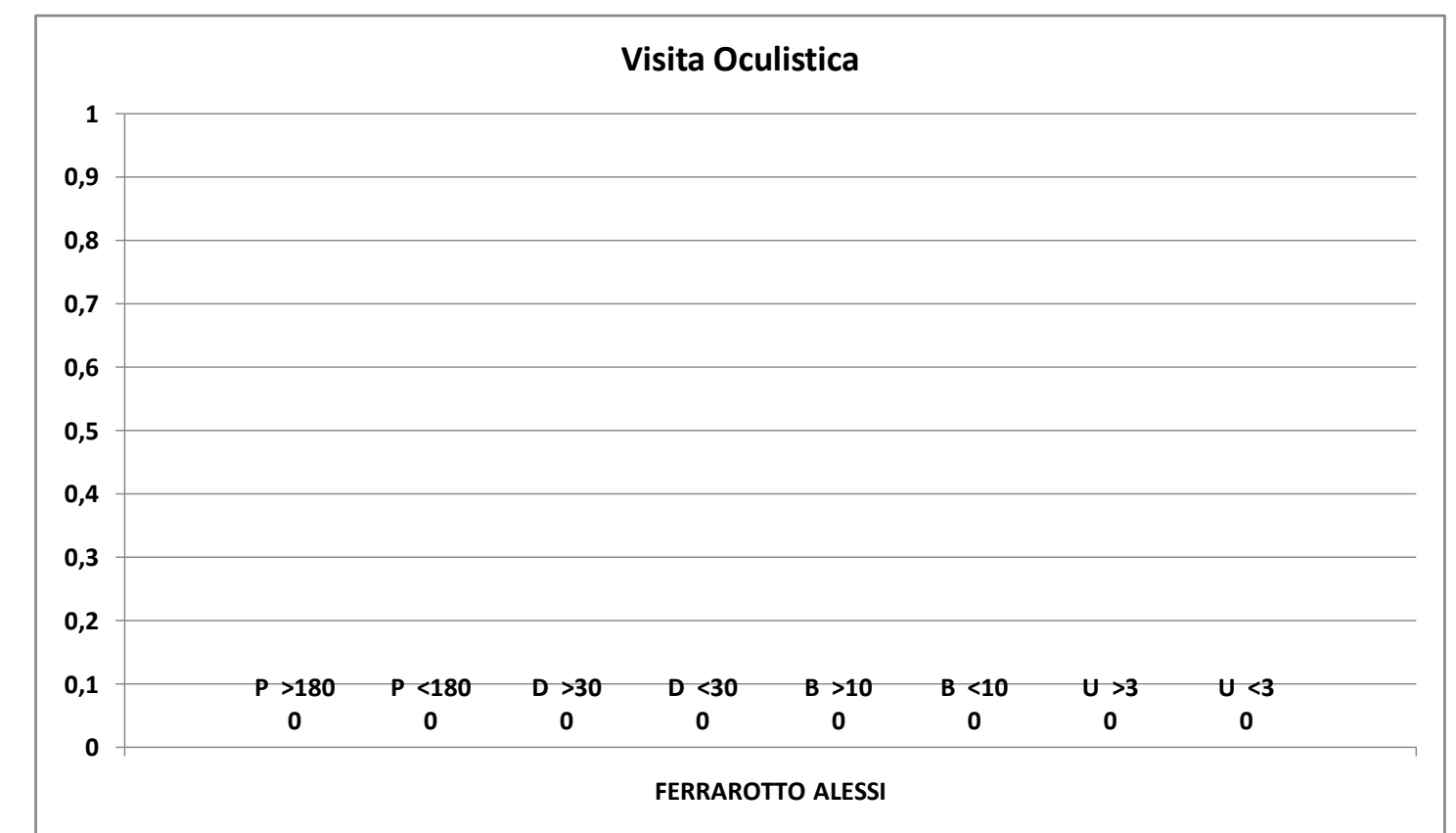
VITTORIO EMANUELE			
P >180	0	#####	%
P <180	0	#####	%
P Tot	0		
D >30	0	#####	%
D <30	0	#####	%
D Tot	0		
B >10	0	#####	%
B <10	0	#####	%
B Tot	0		
U >3	0	#####	%
U <3	0	#####	%
U Tot	0		



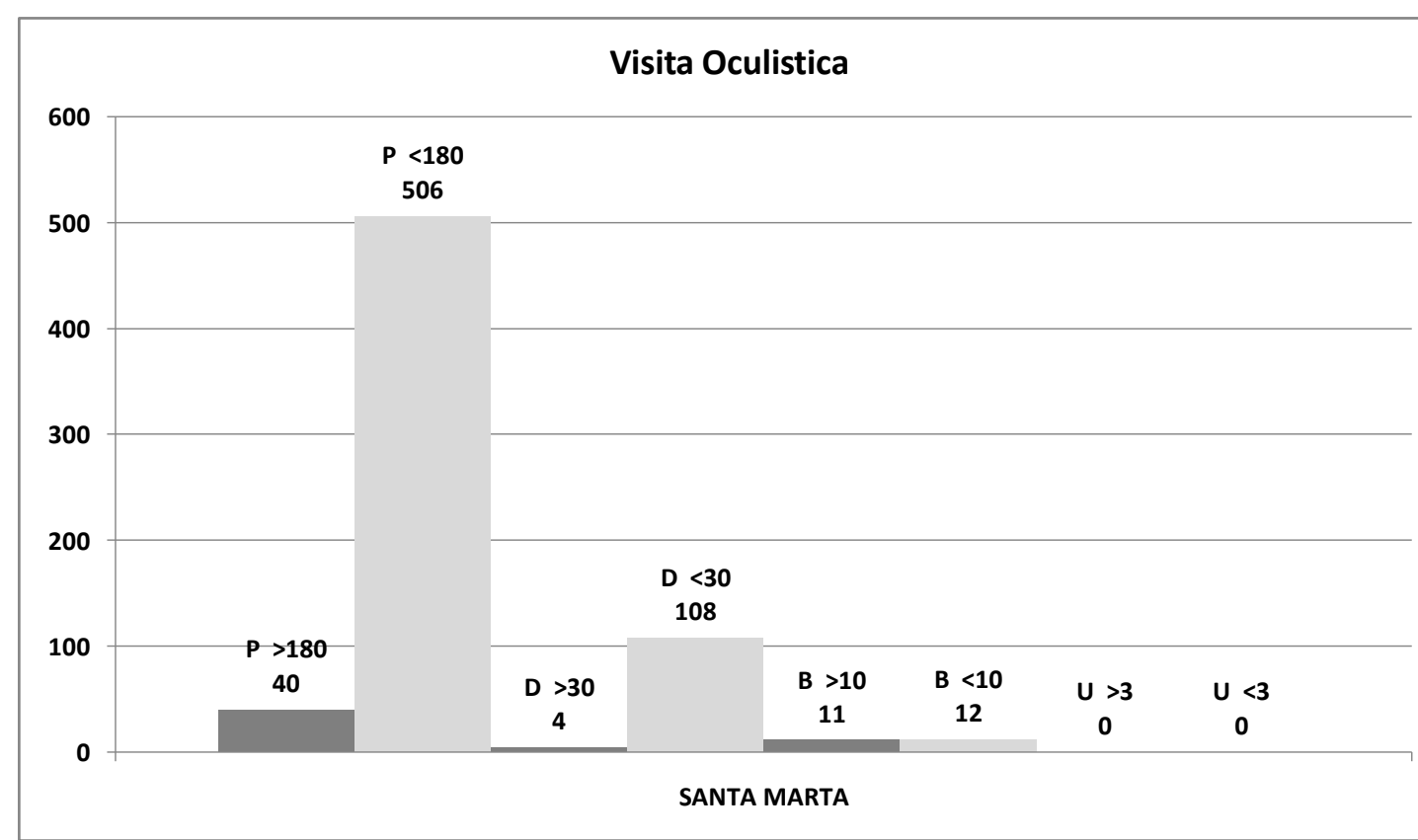
SANTO BAMBINO			
P >180	0	#####	%
P <180	0	#####	%
P Tot	0		
D >30	0	#####	%
D <30	0	#####	%
D Tot	0		
B >10	0	#####	%
B <10	0	#####	%
B Tot	0		
U >3	0	#####	%
U <3	0	#####	%
U Tot	0		



FERRAROTTO ALESSI			
P >180	0	#####	%
P <180	0	#####	%
P Tot	0		
D >30	0	#####	%
D <30	0	#####	%
D Tot	0		
B >10	0	#####	%
B <10	0	#####	%
B Tot	0		
U >3	0	#####	%
U <3	0	#####	%
U Tot	0		



SANTA MARTA			
P >180	40	7,3	%
P <180	506	92,7	%
P Tot	546		
D >30	4	3,6	%
D <30	108	96,4	%
D Tot	112		
B >10	11	47,8	%
B <10	12	52,2	%
B Tot	23		
U >3	0	#####	%
U <3	0	#####	%
U Tot	0		



Tot. P:	603
Tot. D:	146
Tot. B:	27
Tot. U:	0
Tot. Prestazioni:	776
Tot. P >180:	76
Tot. D >30:	16
Tot. B >10:	13
Tot. U >3:	0
Tot. fuori tempo:	105

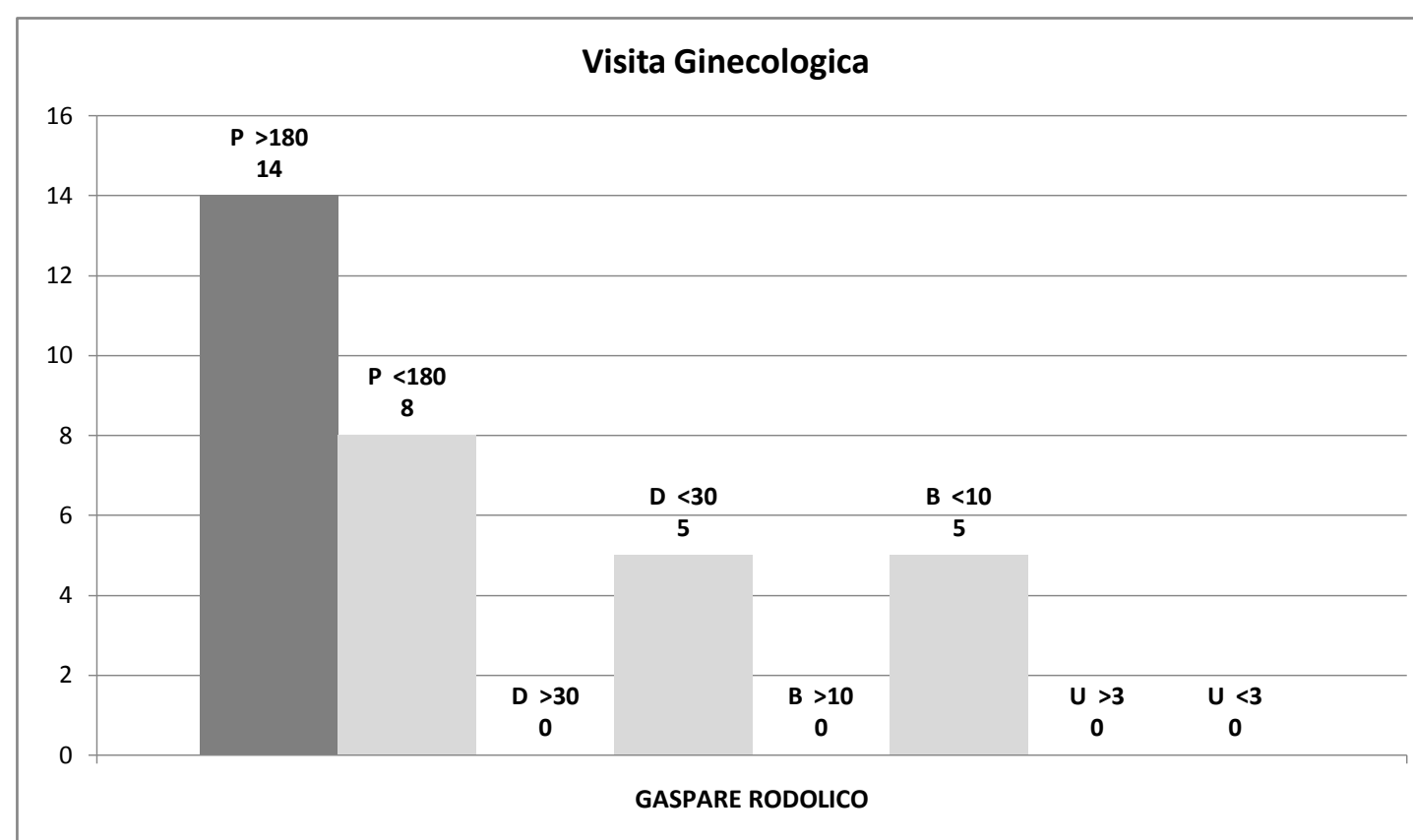
Il Responsabile del CUP – Aziendale  
Dott. Maurilio DANZI



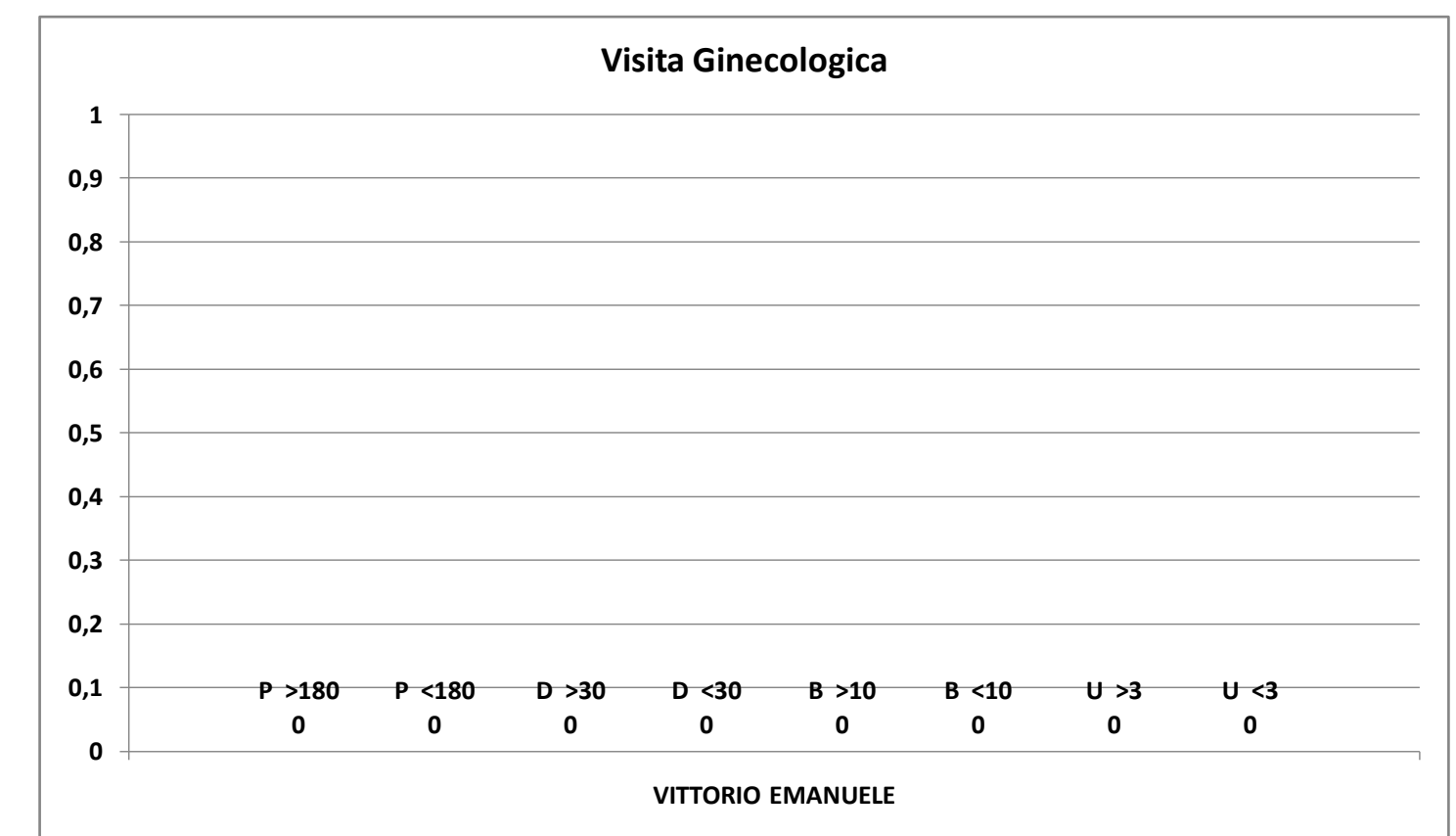
Rilevamento tempi d'attesa PRESTAZIONI CRITICHE, per codice priorità e per Presidi:

maggio/2014

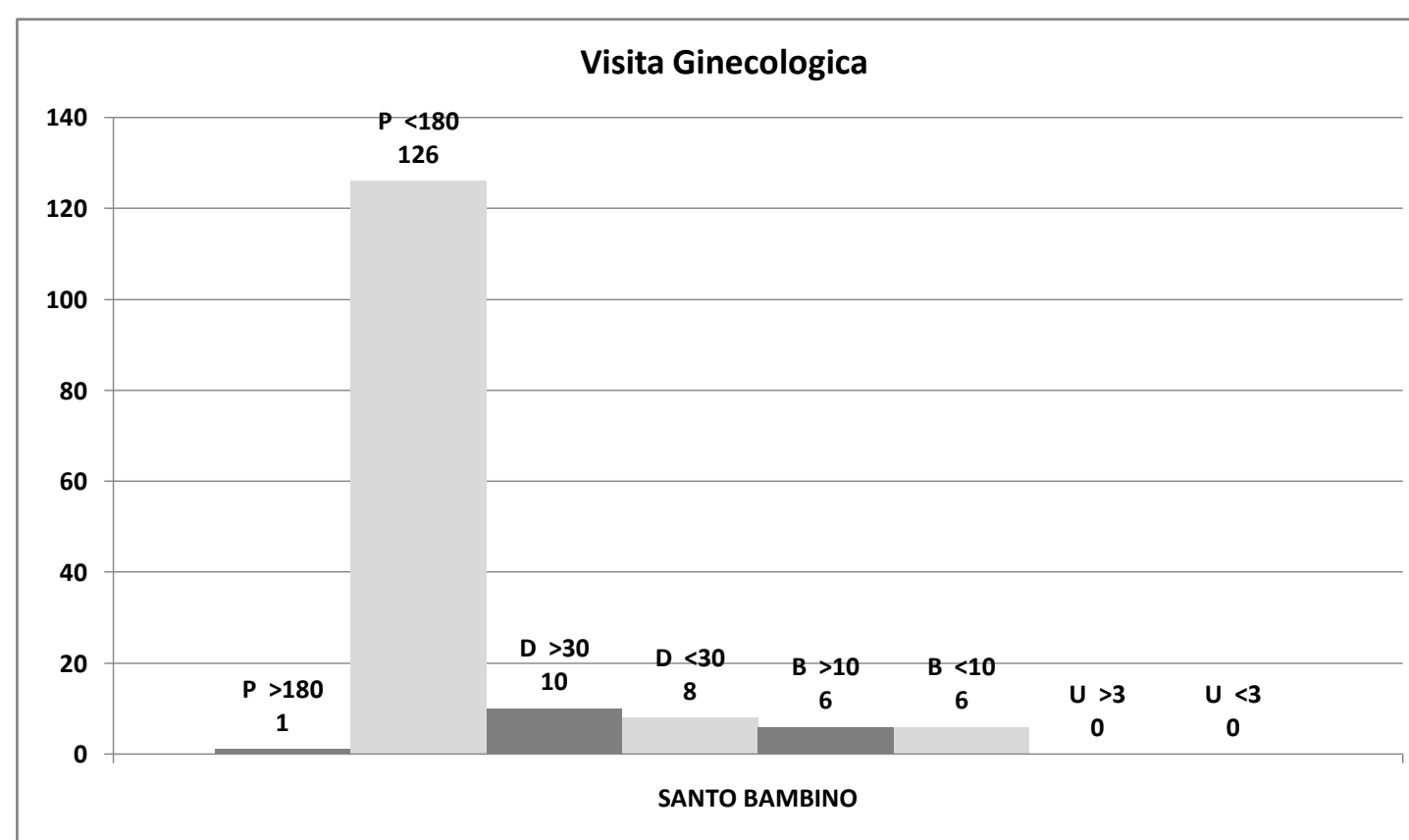
GASPARE RODOLICO			
P >180	14	63,6	%
P <180	8	36,4	%
P Tot	22		
D >30	0	0,0	%
D <30	5	100,0	%
D Tot	5		
B >10	0	0,0	%
B <10	5	100,0	%
B Tot	5		
U >3	0	#####	%
U <3	0	#####	%
U Tot	0		



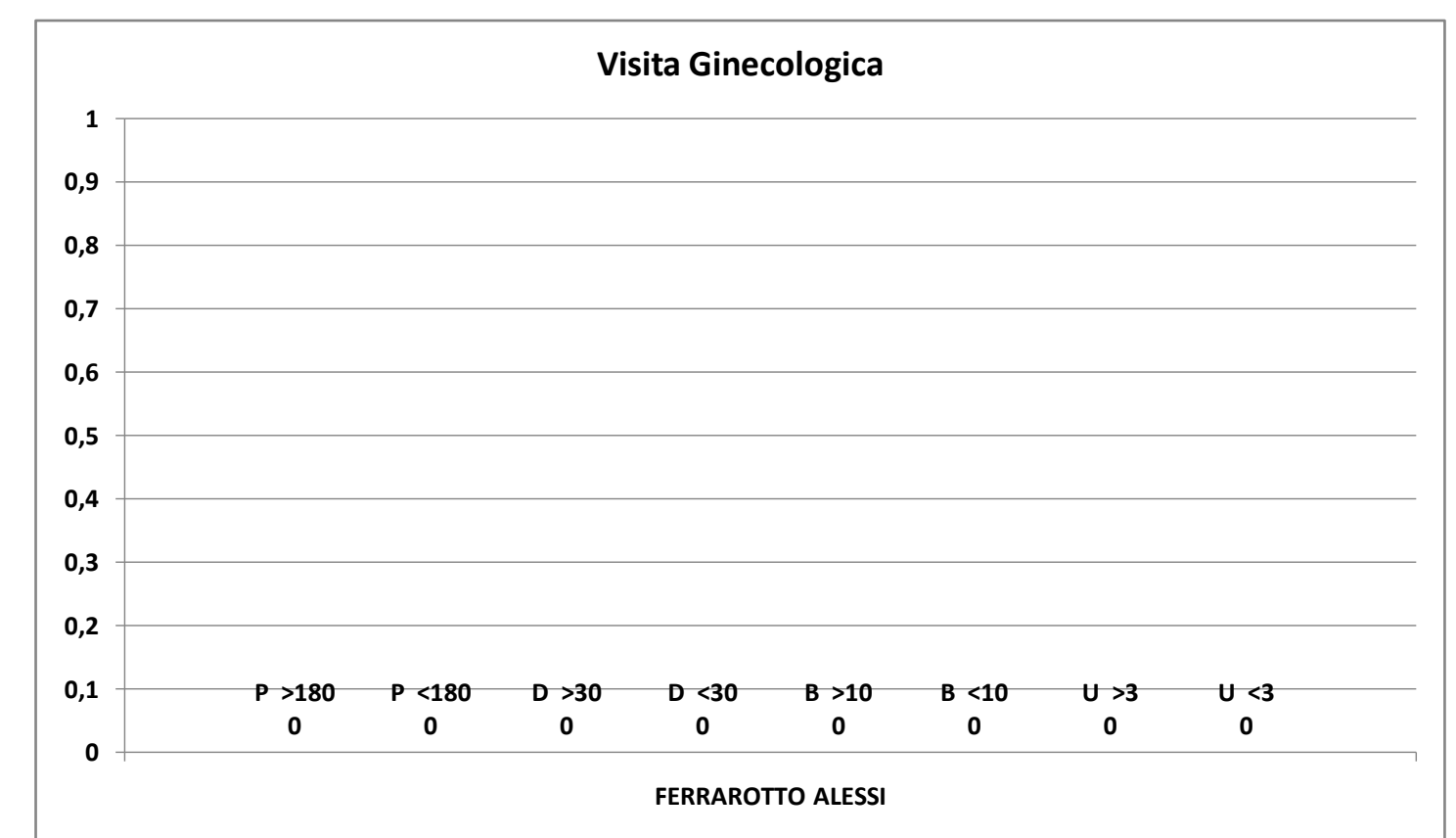
VITTORIO EMANUELE			
P >180	0	#####	%
P <180	0	#####	%
P Tot	0		
D >30	0	#####	%
D <30	0	#####	%
D Tot	0		
B >10	0	#####	%
B <10	0	#####	%
B Tot	0		
U >3	0	#####	%
U <3	0	#####	%
U Tot	0		



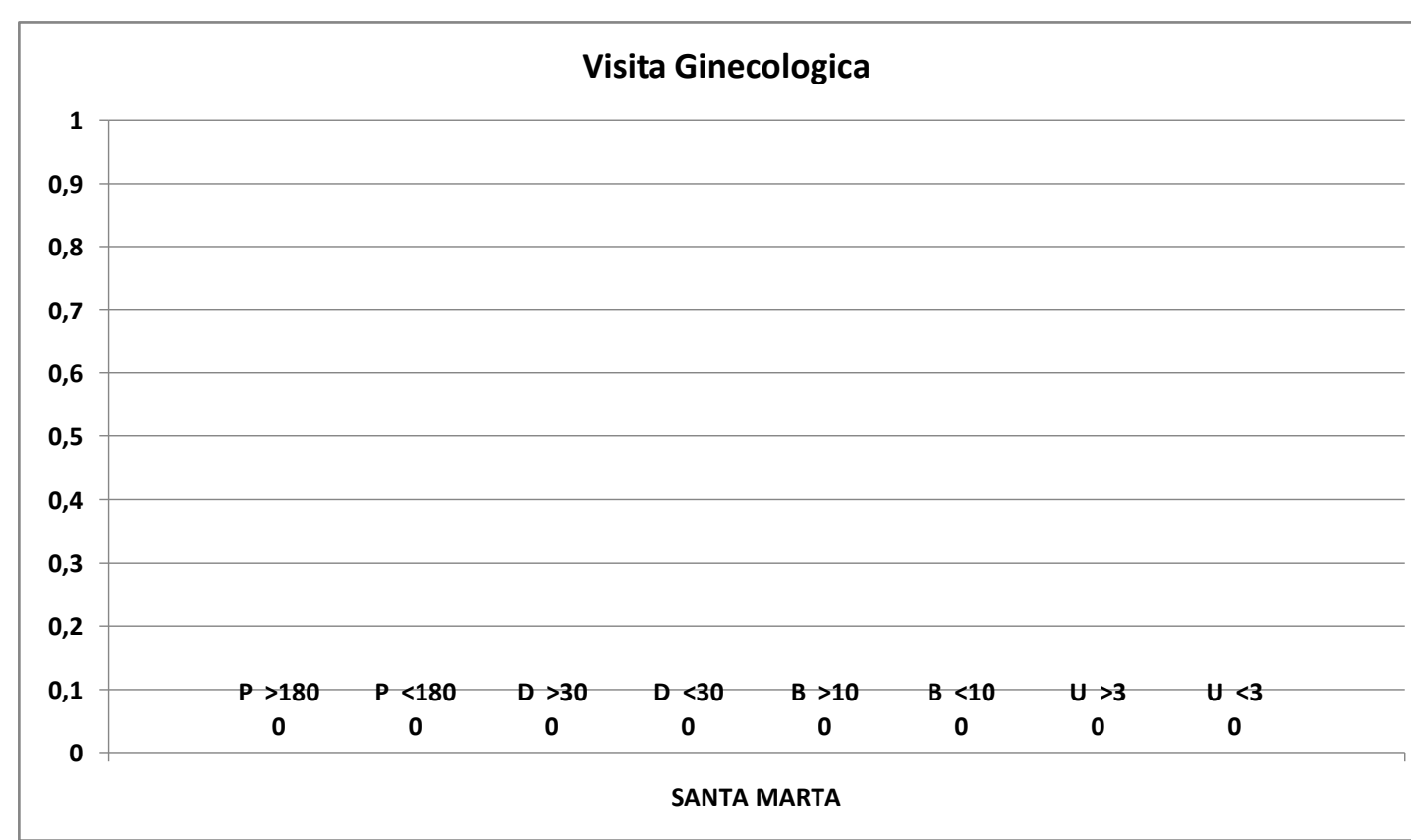
SANTO BAMBINO			
P >180	1	0,8	%
P <180	126	99,2	%
P Tot	127		
D >30	10	55,6	%
D <30	8	44,4	%
D Tot	18		
B >10	6	50,0	%
B <10	6	50,0	%
B Tot	12		
U >3	0	#####	%
U <3	0	#####	%
U Tot	0		



FERRAROTTO ALESSI			
P >180	0	#####	%
P <180	0	#####	%
P Tot	0		
D >30	0	#####	%
D <30	0	#####	%
D Tot	0		
B >10	0	#####	%
B <10	0	#####	%
B Tot	0		
U >3	0	#####	%
U <3	0	#####	%
U Tot	0		



SANTA MARTA			
P >180	0	#####	%
P <180	0	#####	%
P Tot	0		
D >30	0	#####	%
D <30	0	#####	%
D Tot	0		
B >10	0	#####	%
B <10	0	#####	%
B Tot	0		
U >3	0	#####	%
U <3	0	#####	%
U Tot	0		



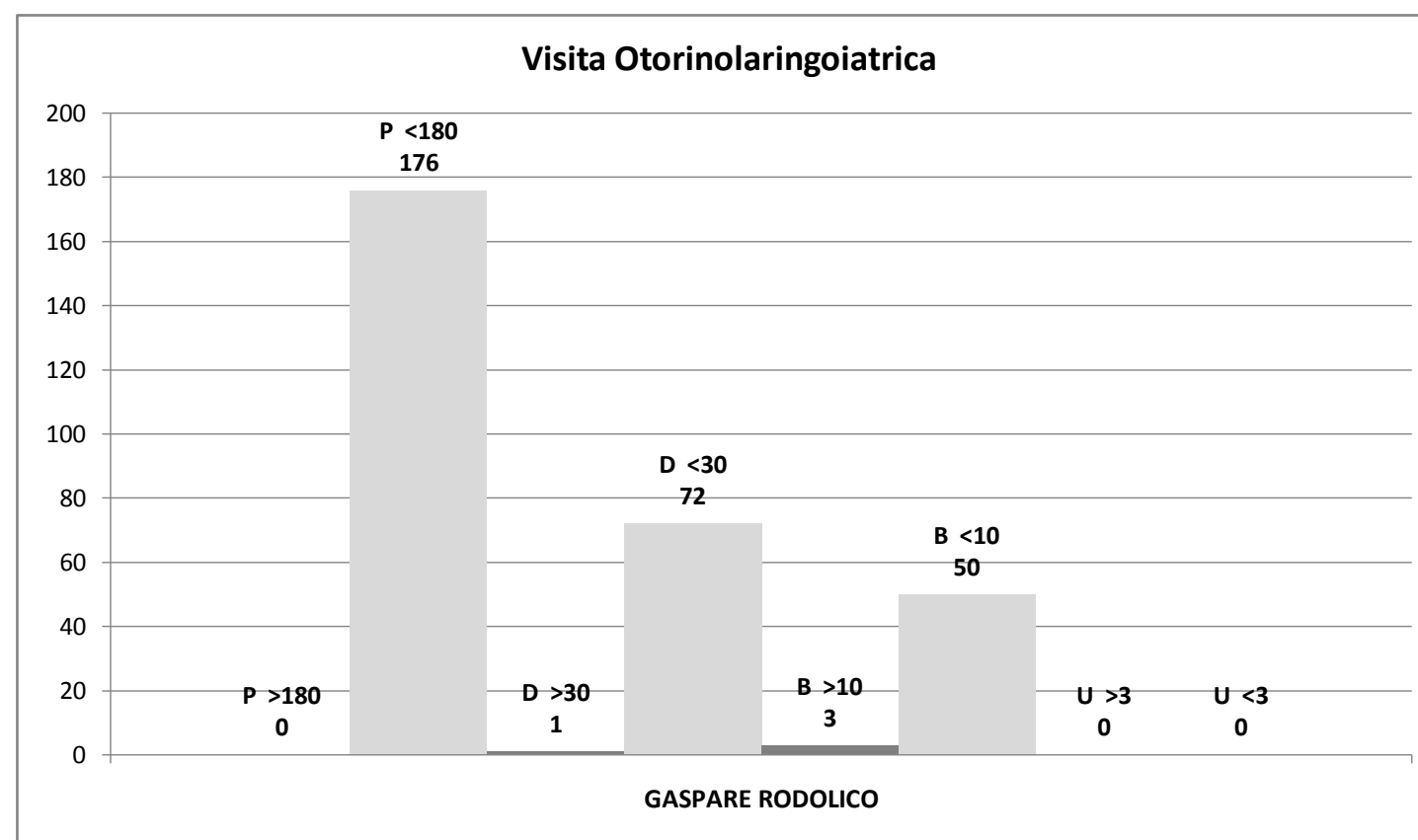
Tot. P:	149
Tot. D:	23
Tot. B:	17
Tot. U:	0
Tot. Prestazioni:	189
Tot. P >180:	15
Tot. D >30:	10
Tot. B >10:	6
Tot. U >3:	0
Tot. fuori tempo:	31

Il Responsabile del CUP – Aziendale  
Dott. Maurilio DANZI

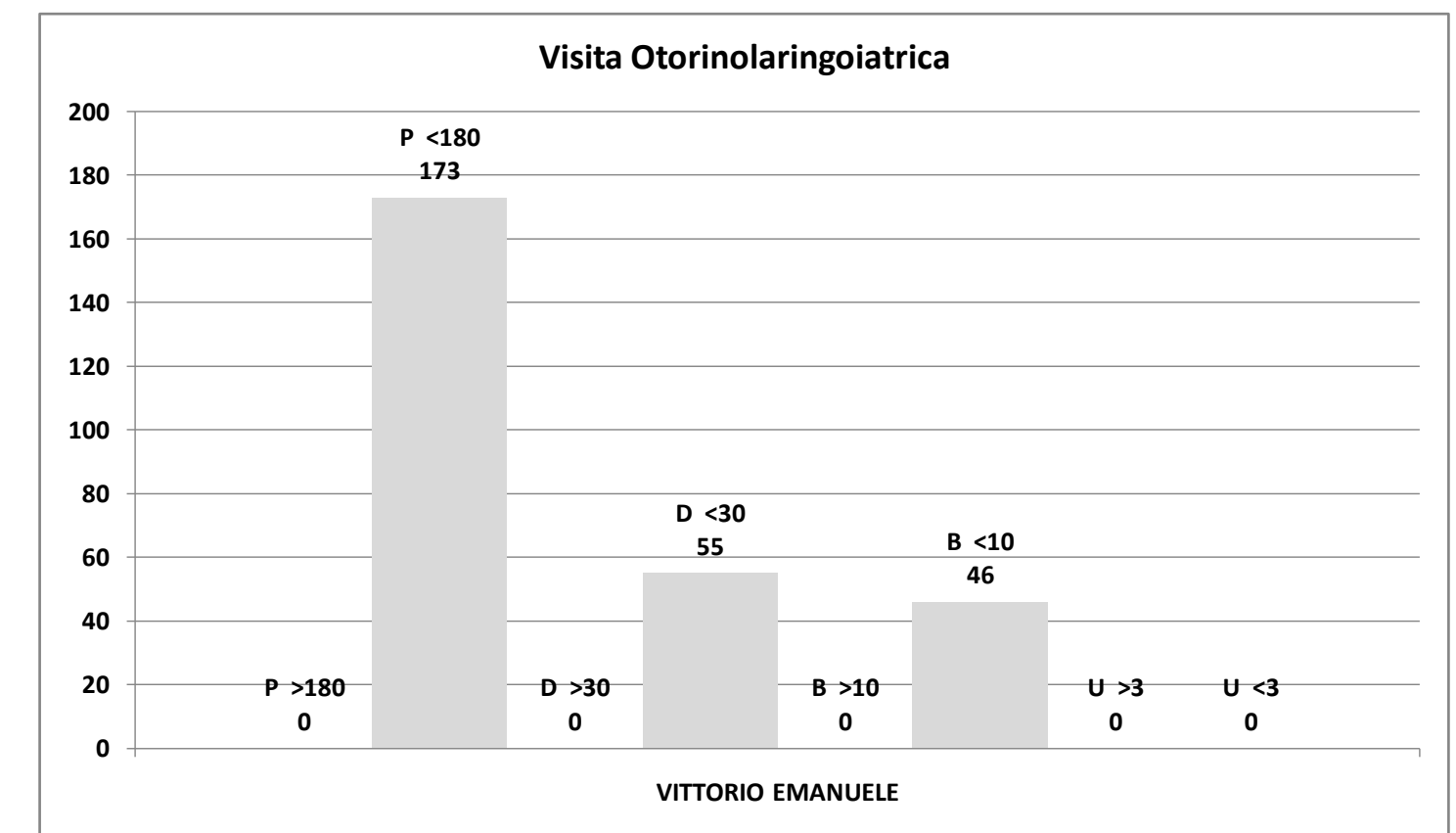
Rilevamento tempi d'attesa PRESTAZIONI CRITICHE, per codice priorità e per Presidi:

**maggio/2014**

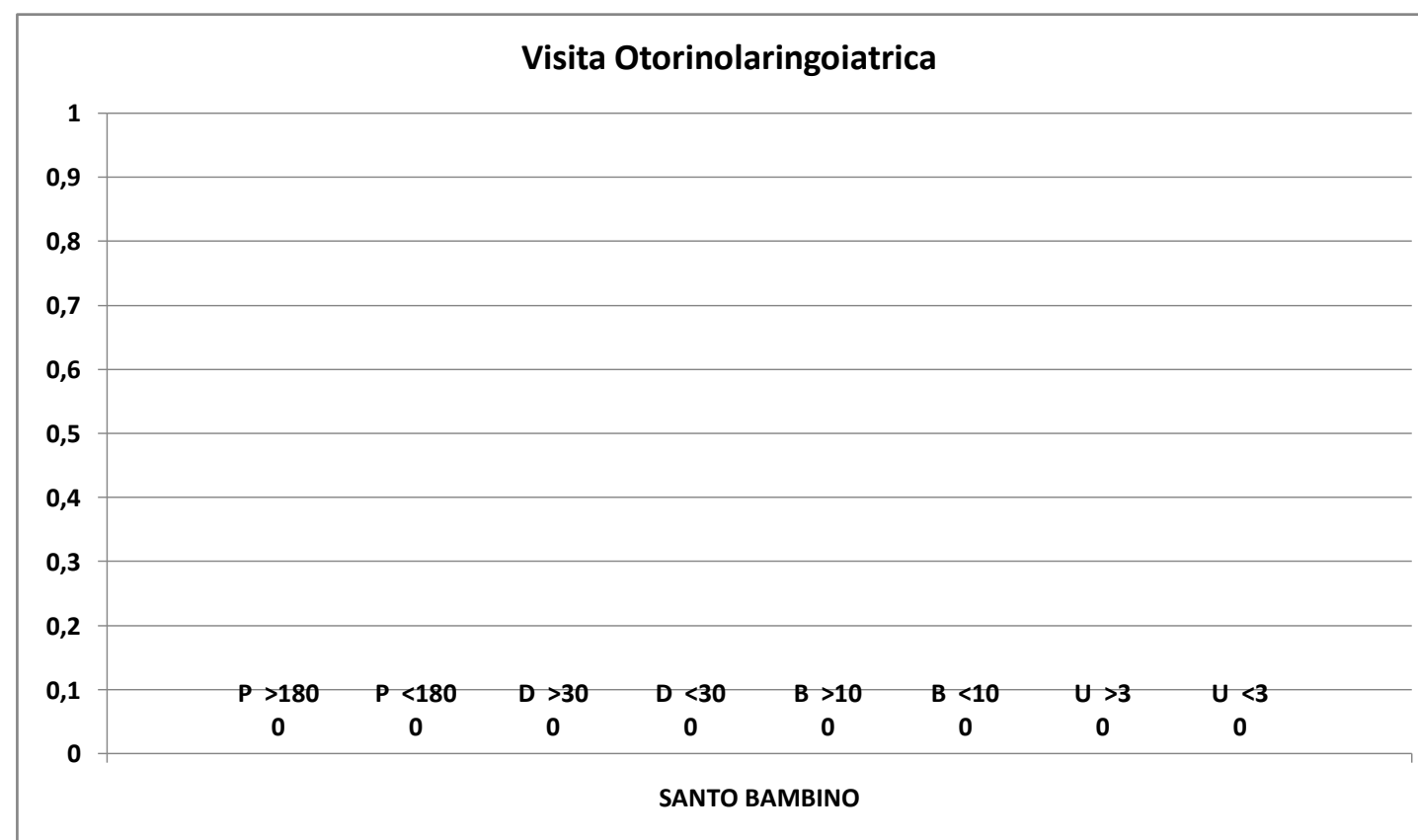
GASPARE RODOLICO			
P >180	0	0,0	%
P <180	176	100,0	%
P Tot	176		
D >30	1	1,4	%
D <30	72	98,6	%
D Tot	73		
B >10	3	5,7	%
B <10	50	94,3	%
B Tot	53		
U >3	0	#####	%
U <3	0	#####	%
U Tot	0		



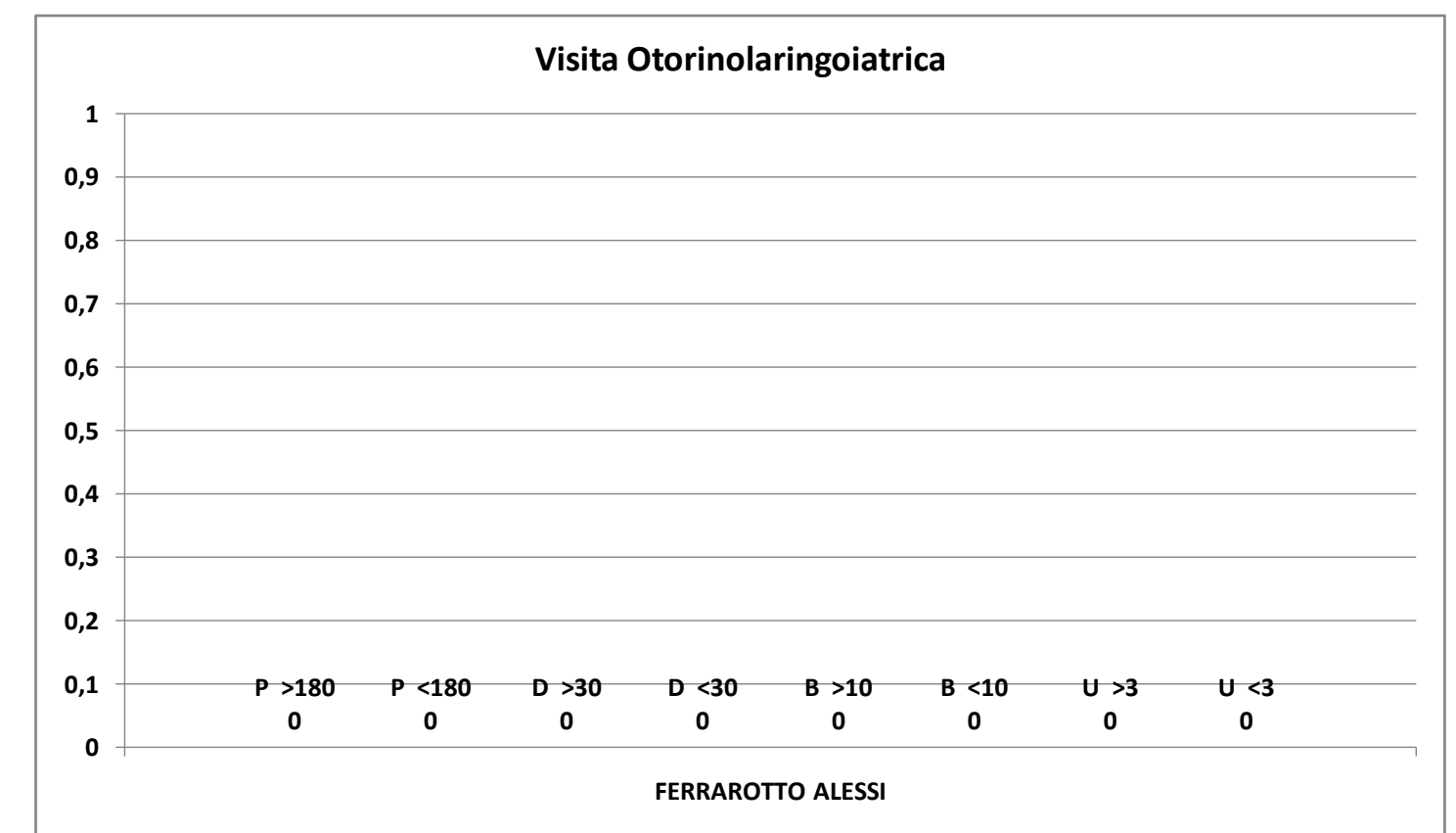
VITTORIO EMANUELE			
P >180	0	0,0	%
P <180	173	100,0	%
P Tot	173		
D >30	0	0,0	%
D <30	55	100,0	%
D Tot	55		
B >10	0	0,0	%
B <10	46	100,0	%
B Tot	46		
U >3	0	#####	%
U <3	0	#####	%
U Tot	0		



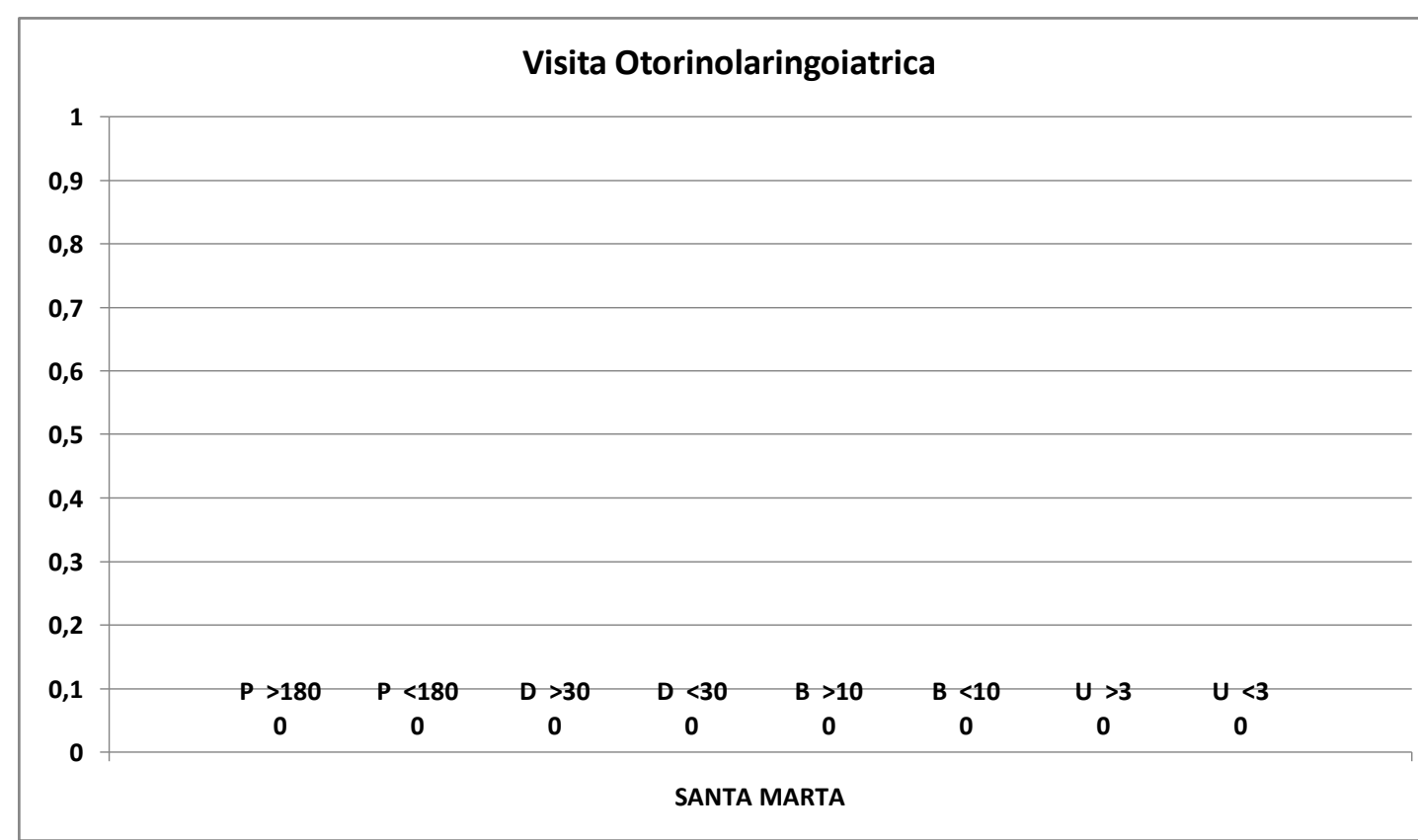
SANTO BAMBINO			
P >180	0	#####	%
P <180	0	#####	%
P Tot	0		
D >30	0	#####	%
D <30	0	#####	%
D Tot	0		
B >10	0	#####	%
B <10	0	#####	%
B Tot	0		
U >3	0	#####	%
U <3	0	#####	%
U Tot	0		



FERRAROTTO ALESSI			
P >180	0	#####	%
P <180	0	#####	%
P Tot	0		
D >30	0	#####	%
D <30	0	#####	%
D Tot	0		
B >10	0	#####	%
B <10	0	#####	%
B Tot	0		
U >3	0	#####	%
U <3	0	#####	%
U Tot	0		



SANTA MARTA			
P >180	0	#####	%
P <180	0	#####	%
P Tot	0		
D >30	0	#####	%
D <30	0	#####	%
D Tot	0		
B >10	0	#####	%
B <10	0	#####	%
B Tot	0		
U >3	0	#####	%
U <3	0	#####	%
U Tot	0		



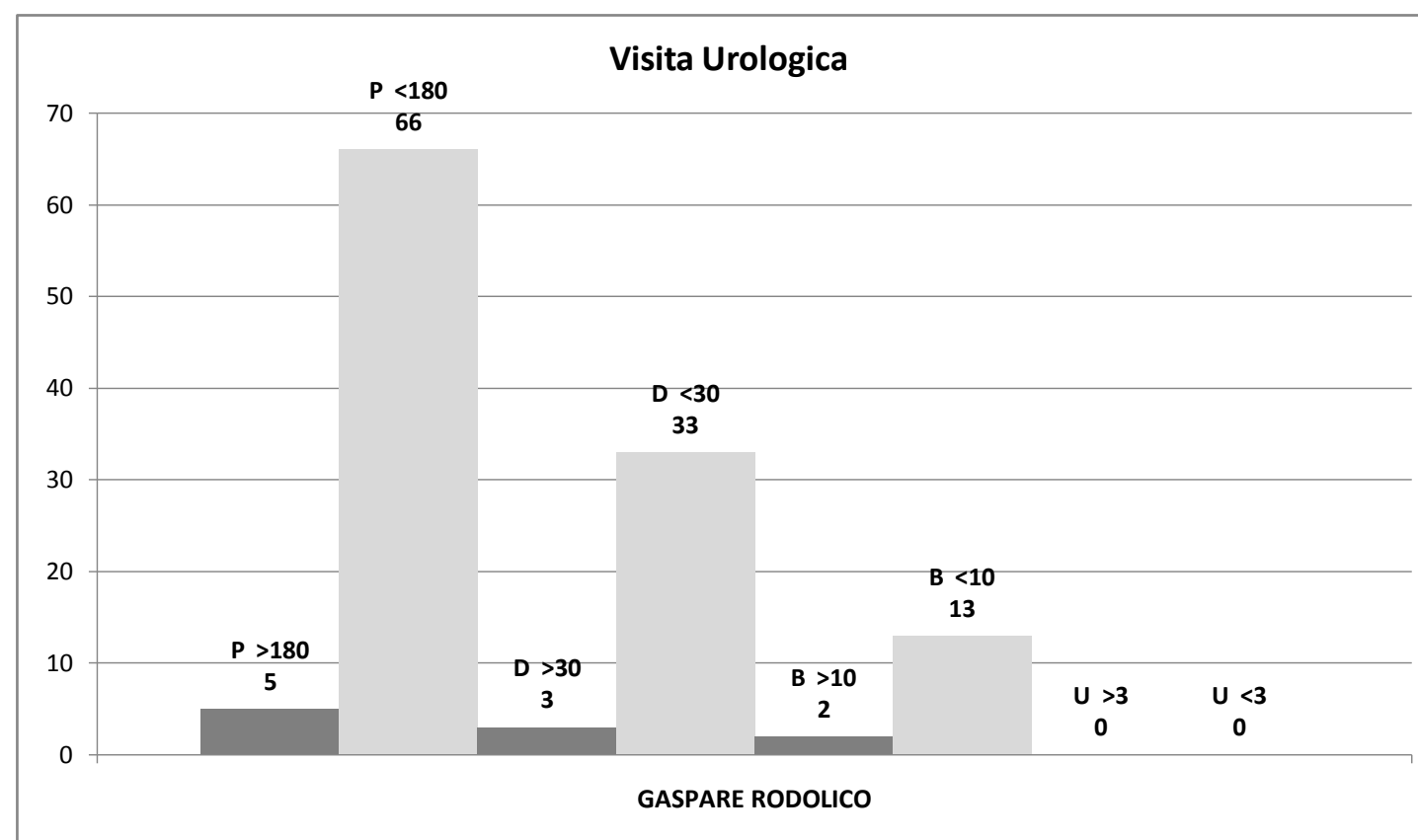
Tot. P:	349
Tot. D:	128
Tot. B:	99
Tot. U:	0
Tot. Prestazioni:	576
Tot. P >180:	0
Tot. D >30:	1
Tot. B >10:	3
Tot. U >3:	0
Tot. fuori tempo:	4

Il Responsabile del CUP – Aziendale  
Dott. Maurilio DANZI

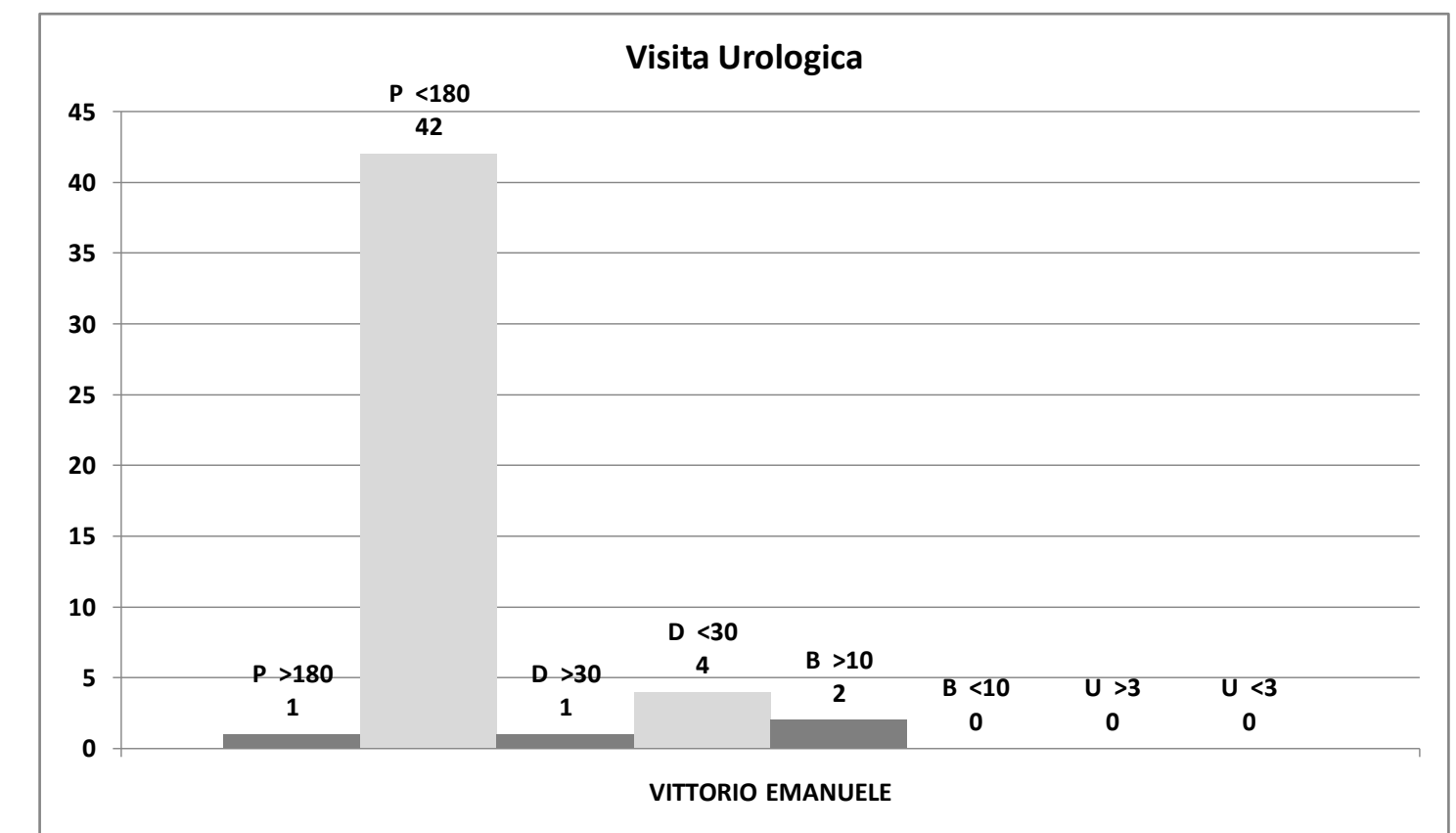
Rilevamento tempi d'attesa PRESTAZIONI CRITICHE, per codice priorità e per Presidi:

**maggio/2014**

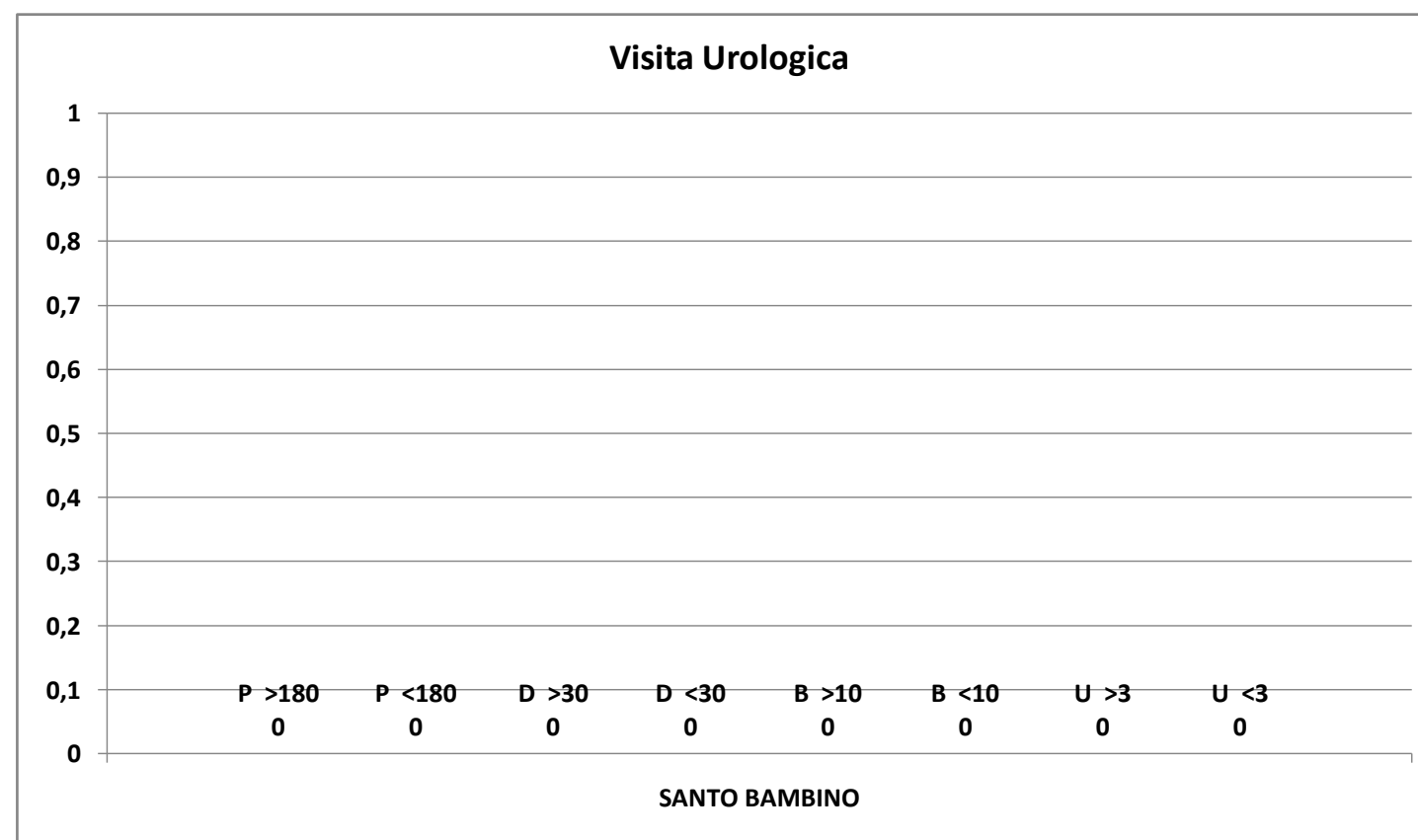
GASPARE RODOLICO			
P >180	5	7,0	%
P <180	66	93,0	%
P Tot	71		
D >30	3	8,3	%
D <30	33	91,7	%
D Tot	36		
B >10	2	13,3	%
B <10	13	86,7	%
B Tot	15		
U >3	0	#####	%
U <3	0	#####	%
U Tot	0		



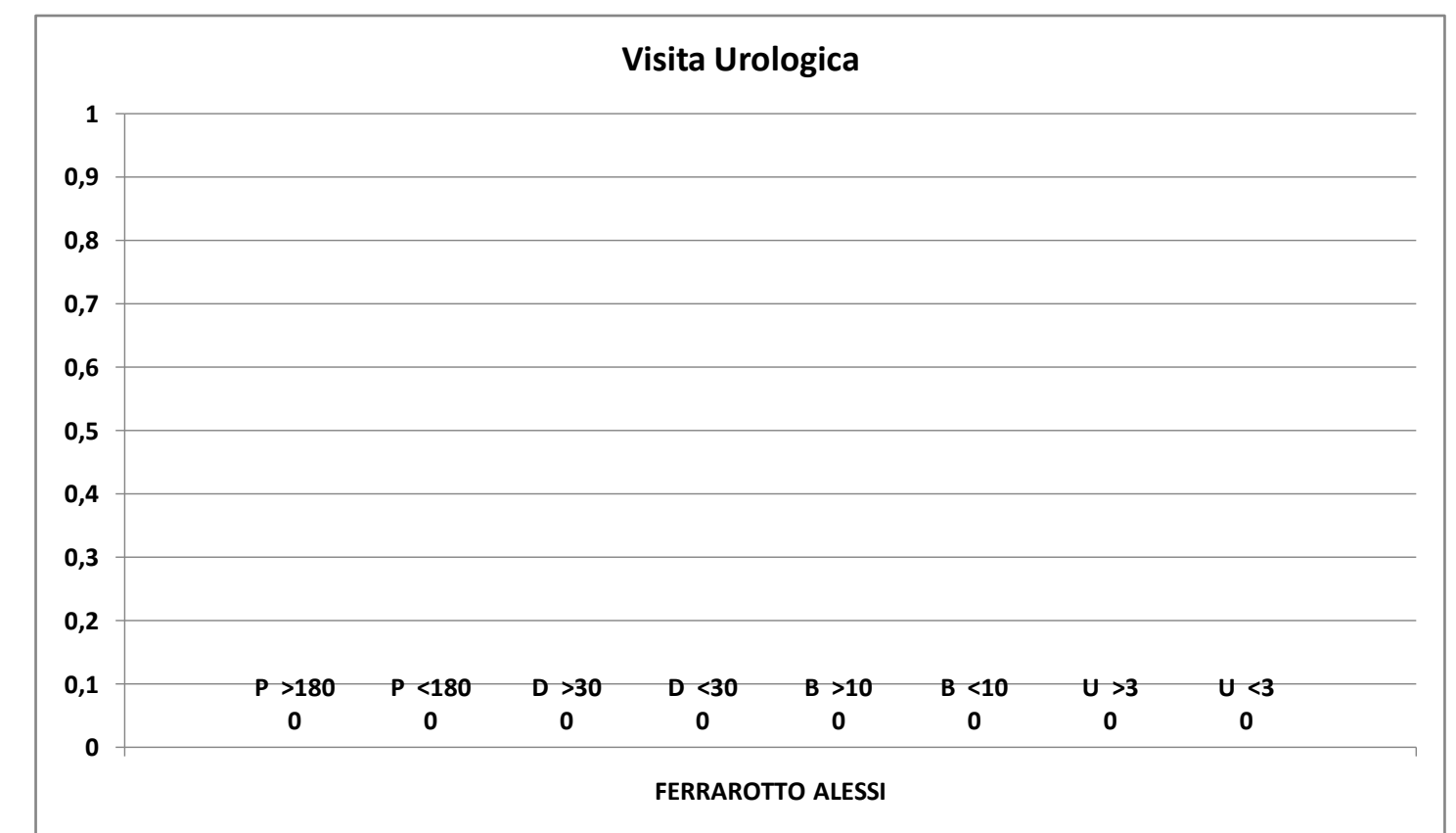
VITTORIO EMANUELE			
P >180	1	2,3	%
P <180	42	97,7	%
P Tot	43		
D >30	1	20,0	%
D <30	4	80,0	%
D Tot	5		
B >10	2	100,0	%
B <10	0	0,0	%
B Tot	2		
U >3	0	#####	%
U <3	0	#####	%
U Tot	0		



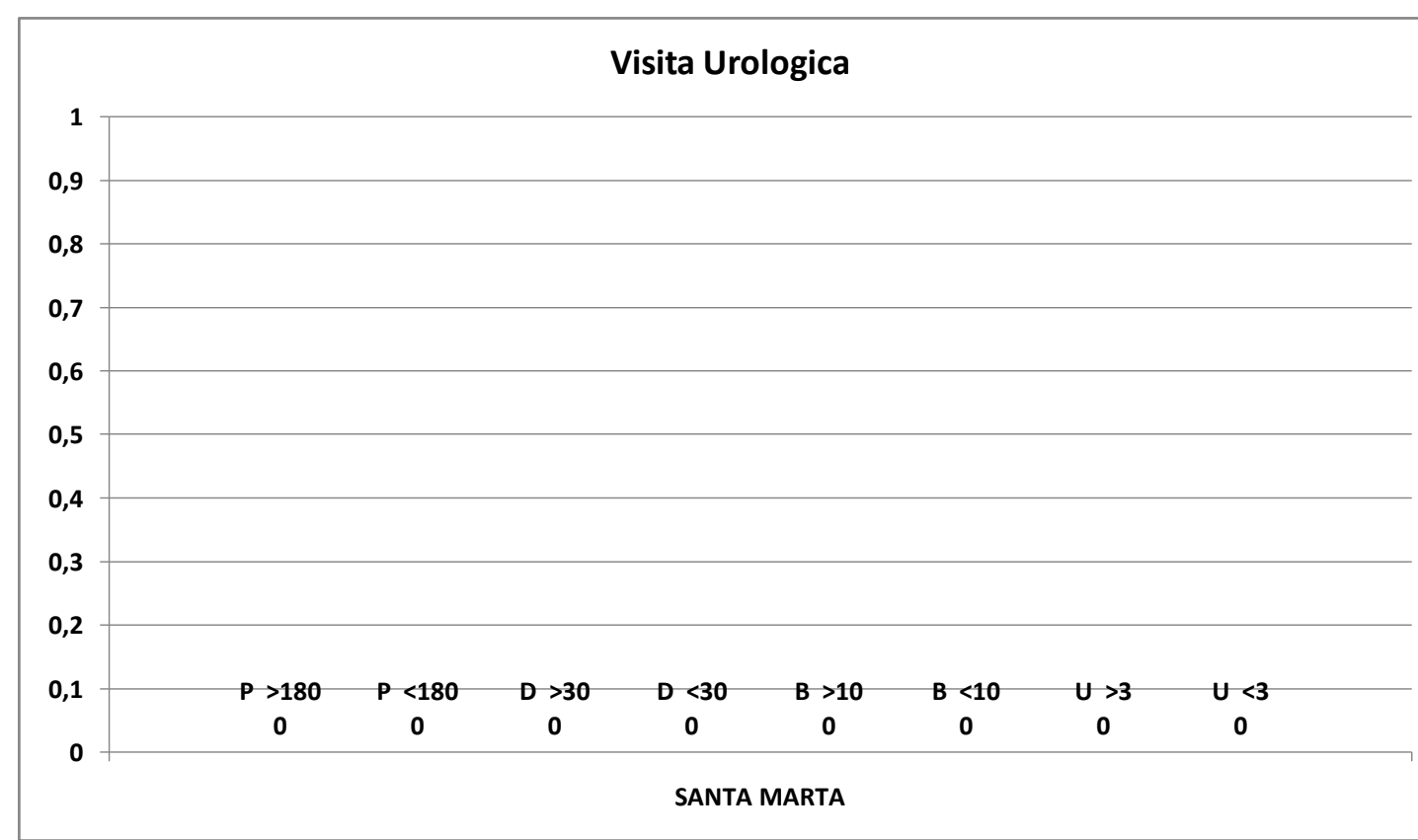
SANTO BAMBINO			
P >180	0	#####	%
P <180	0	#####	%
P Tot	0		
D >30	0	#####	%
D <30	0	#####	%
D Tot	0		
B >10	0	#####	%
B <10	0	#####	%
B Tot	0		
U >3	0	#####	%
U <3	0	#####	%
U Tot	0		



FERRAROTTO ALESSI			
P >180	0	#####	%
P <180	0	#####	%
P Tot	0		
D >30	0	#####	%
D <30	0	#####	%
D Tot	0		
B >10	0	#####	%
B <10	0	#####	%
B Tot	0		
U >3	0	#####	%
U <3	0	#####	%
U Tot	0		



SANTA MARTA			
P >180	0	#####	%
P <180	0	#####	%
P Tot	0		
D >30	0	#####	%
D <30	0	#####	%
D Tot	0		
B >10	0	#####	%
B <10	0	#####	%
B Tot	0		
U >3	0	#####	%
U <3	0	#####	%
U Tot	0		



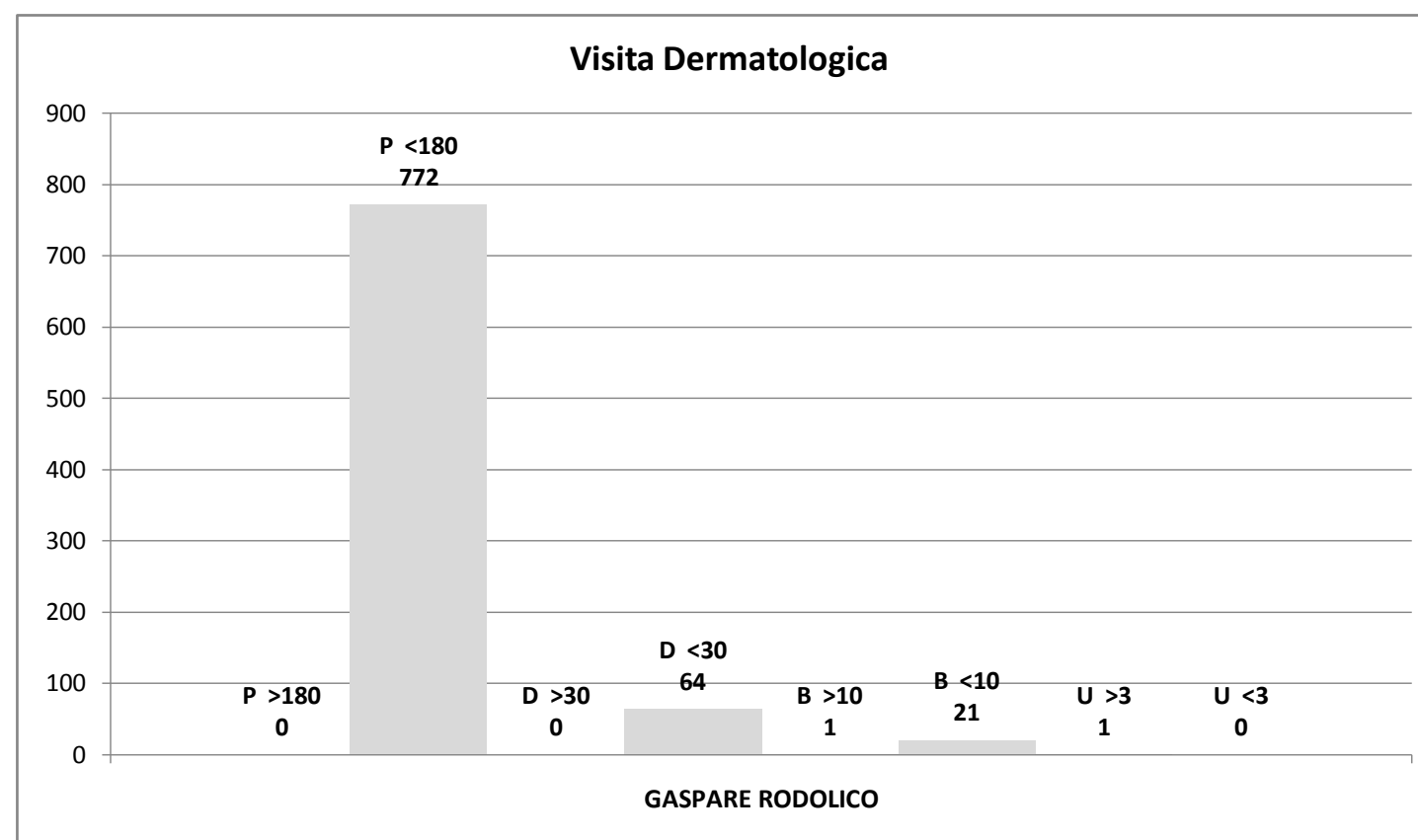
Tot. P:	114
Tot. D:	41
Tot. B:	17
Tot. U:	0
Tot. Prestazioni:	172
Tot. P >180:	6
Tot. D >30:	4
Tot. B >10:	4
Tot. U >3:	0
Tot. fuori tempo:	14

Il Responsabile del CUP – Aziendale  
Dott. Maurilio DANZI

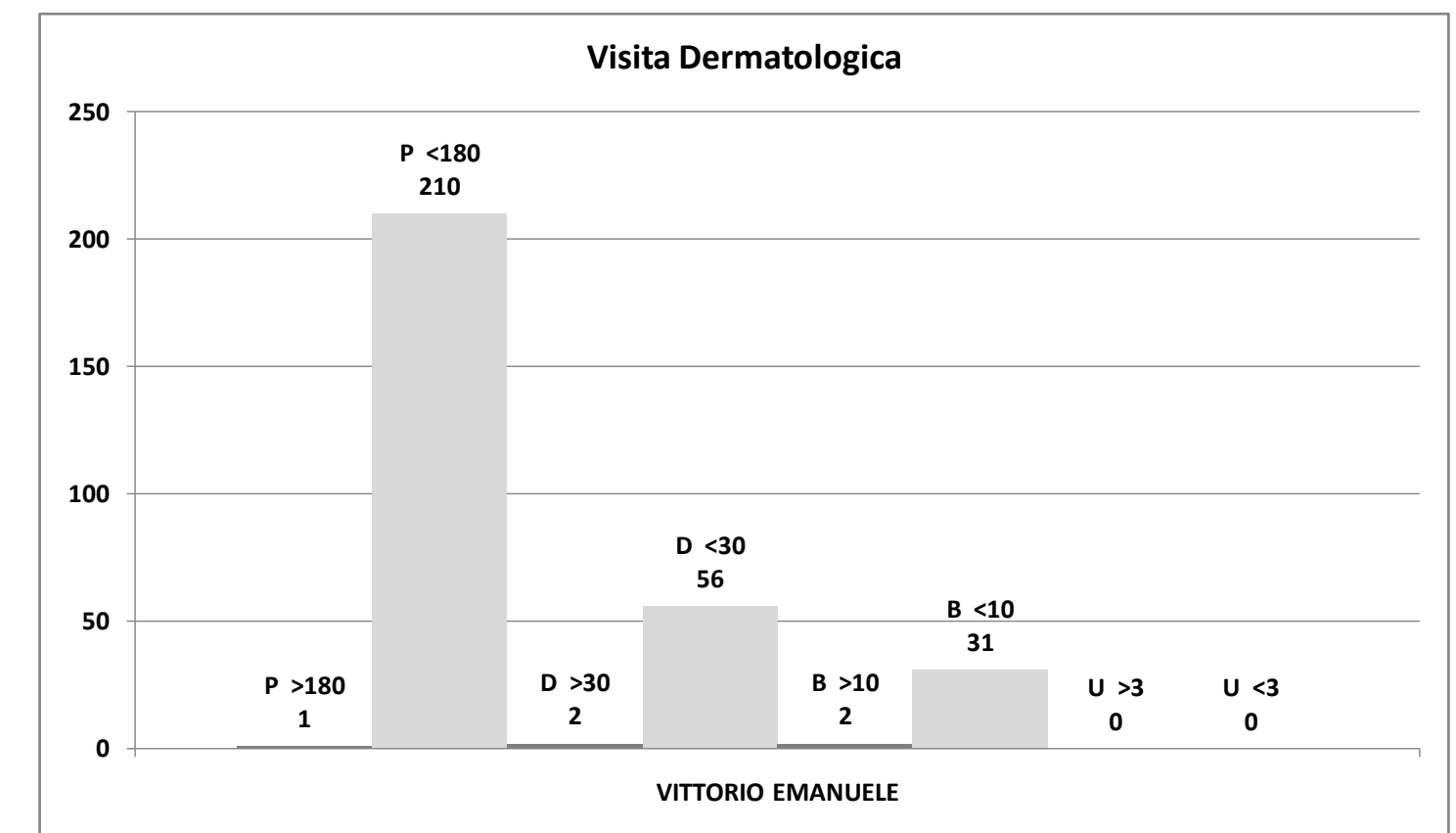
Rilevamento tempi d'attesa PRESTAZIONI CRITICHE, per codice priorità e per Presidi:

**maggio/2014**

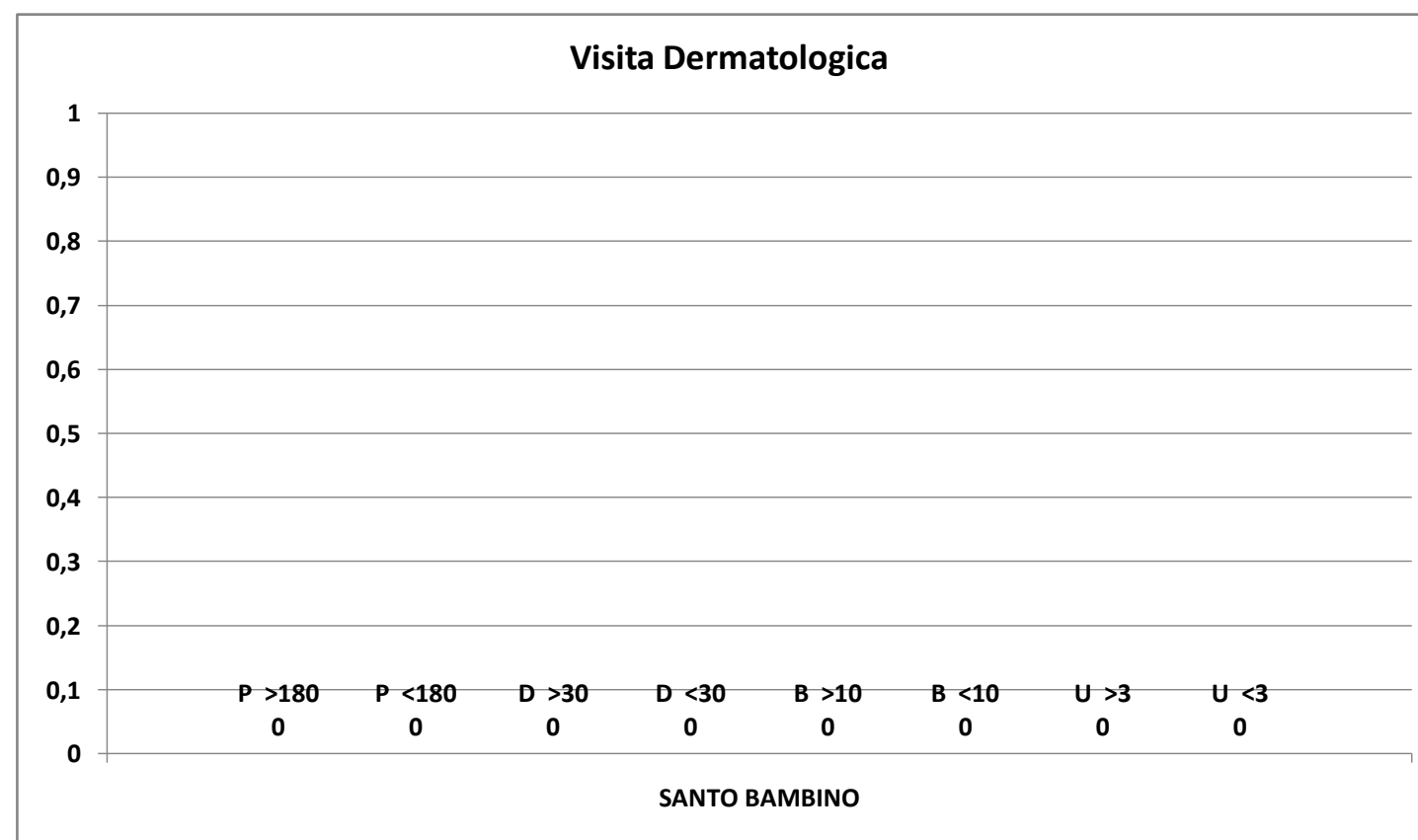
GASPARE RODOLICO			
P >180	0	0,0	%
P <180	772	100,0	%
P Tot	772		
D >30	0	0,0	%
D <30	64	100,0	%
D Tot	64		
B >10	1	4,5	%
B <10	21	95,5	%
B Tot	22		
U >3	1	100,0	%
U <3	0	0,0	%
U Tot	1		



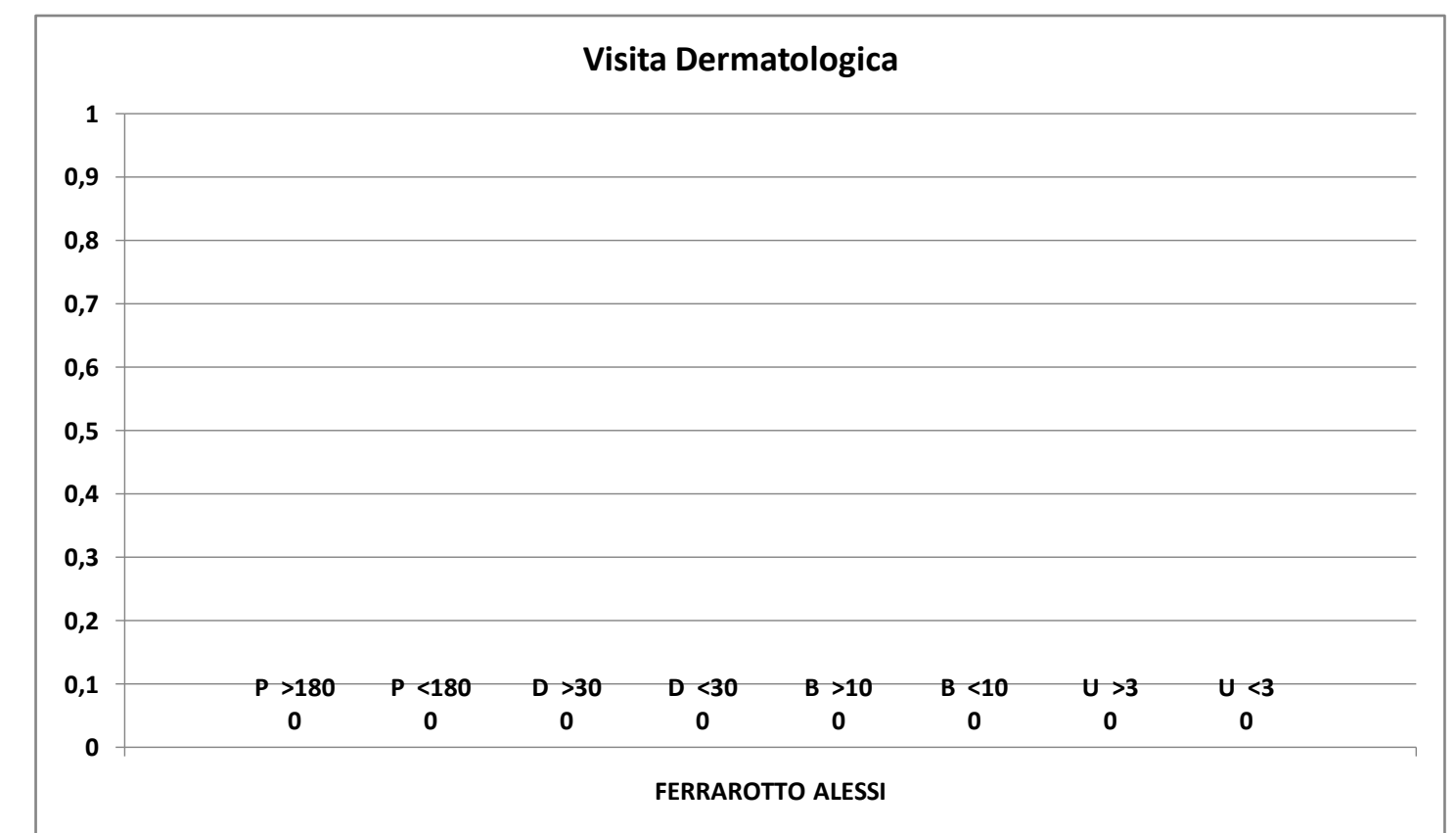
VITTORIO EMANUELE			
P >180	1	0,5	%
P <180	210	99,5	%
P Tot	211		
D >30	2	3,4	%
D <30	56	96,6	%
D Tot	58		
B >10	2	6,1	%
B <10	31	93,9	%
B Tot	33		
U >3	0	#####	%
U <3	0	#####	%
U Tot	0		



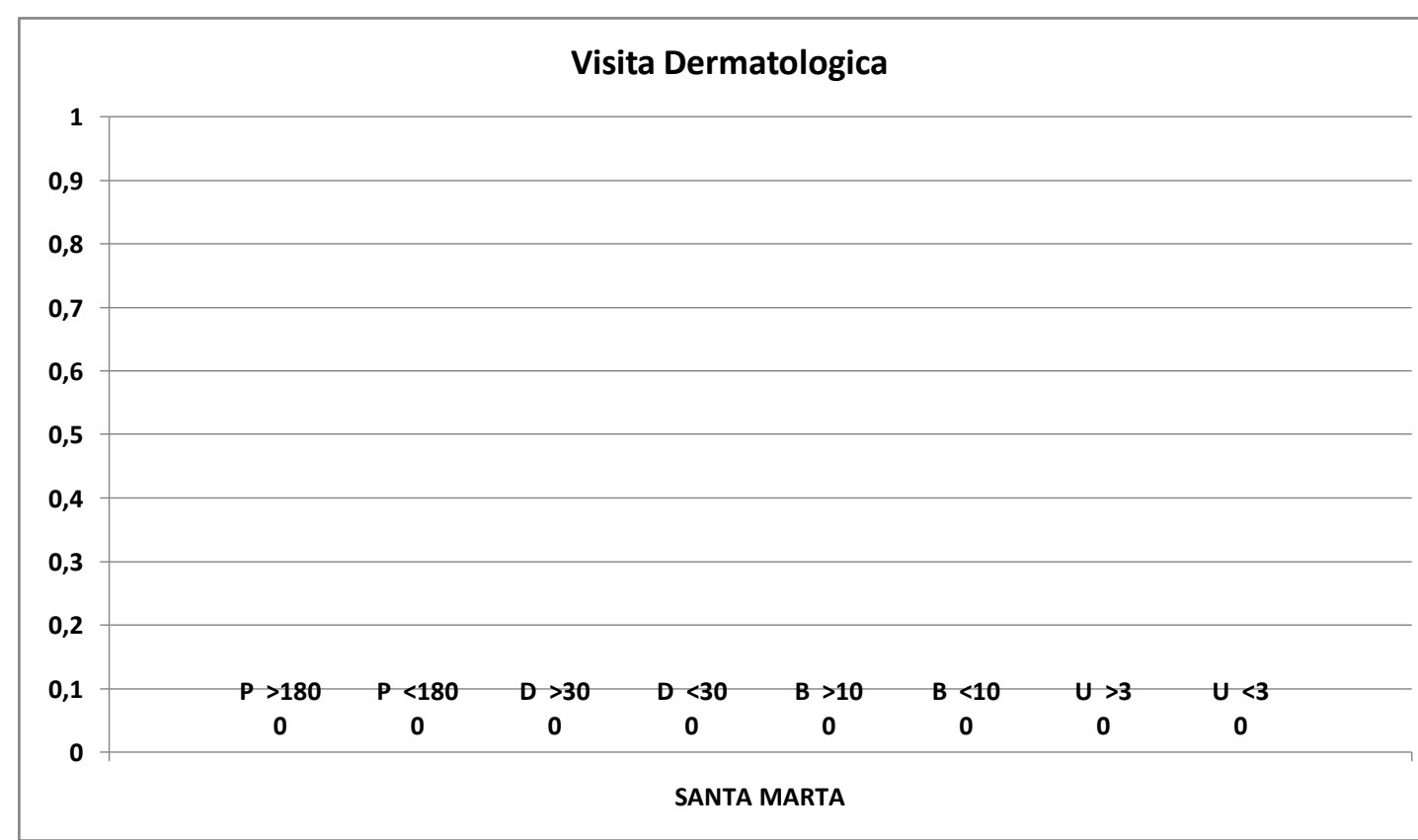
SANTO BAMBINO			
P >180	0	#####	%
P <180	0	#####	%
P Tot	0		
D >30	0	#####	%
D <30	0	#####	%
D Tot	0		
B >10	0	#####	%
B <10	0	#####	%
B Tot	0		
U >3	0	#####	%
U <3	0	#####	%
U Tot	0		



FERRAROTTO ALESSI			
P >180	0	#####	%
P <180	0	#####	%
P Tot	0		
D >30	0	#####	%
D <30	0	#####	%
D Tot	0		
B >10	0	#####	%
B <10	0	#####	%
B Tot	0		
U >3	0	#####	%
U <3	0	#####	%
U Tot	0		



SANTA MARTA			
P >180	0	#####	%
P <180	0	#####	%
P Tot	0		
D >30	0	#####	%
D <30	0	#####	%
D Tot	0		
B >10	0	#####	%
B <10	0	#####	%
B Tot	0		
U >3	0	#####	%
U <3	0	#####	%
U Tot	0		



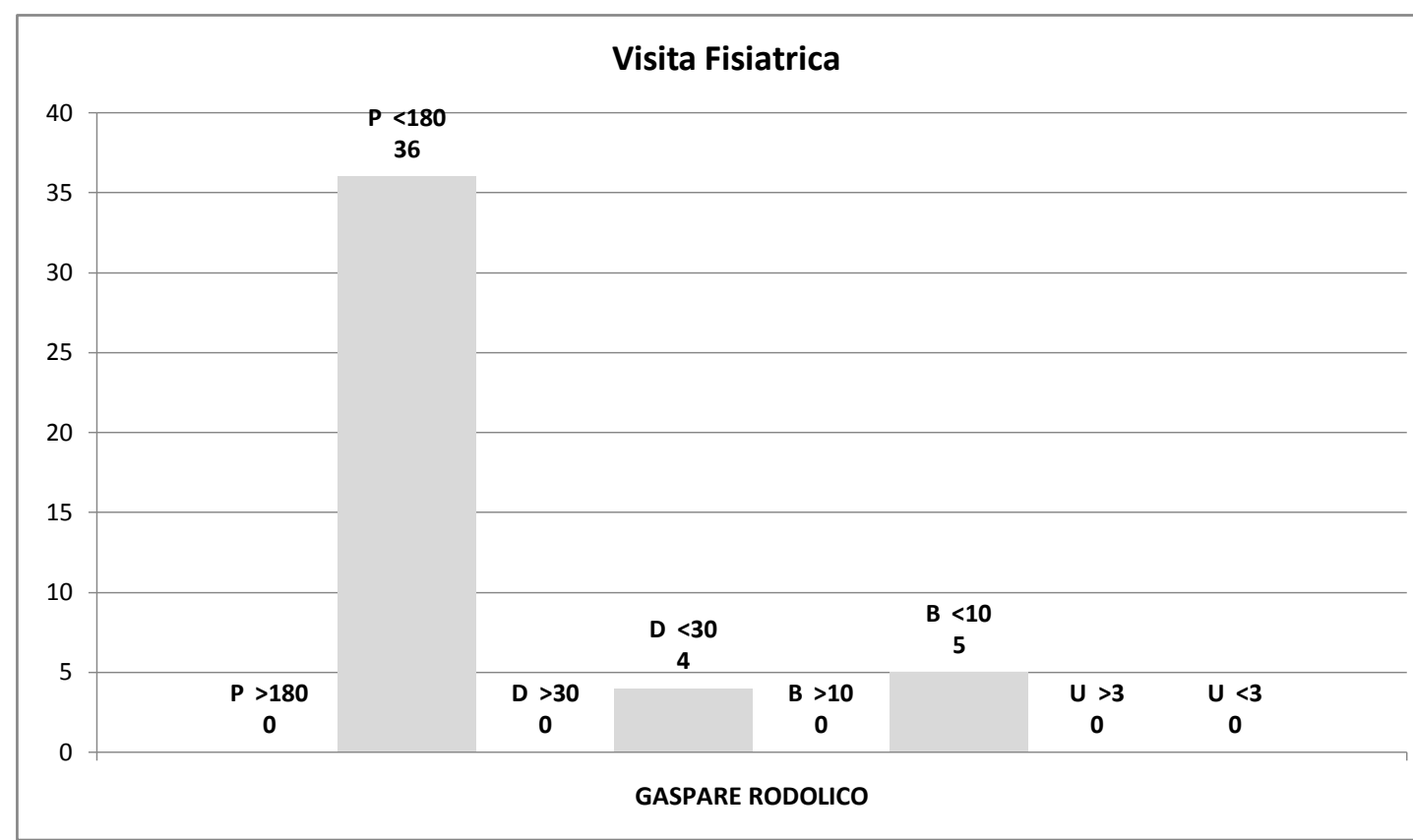
Tot. P:	983
Tot. D:	122
Tot. B:	55
Tot. U:	1
Tot. Prestazioni:	1161
Tot. P >180:	1
Tot. D >30:	2
Tot. B >10:	3
Tot. U >3:	1
Tot. fuori tempo:	7

Il Responsabile del CUP – Aziendale  
Dott. Maurilio DANZI

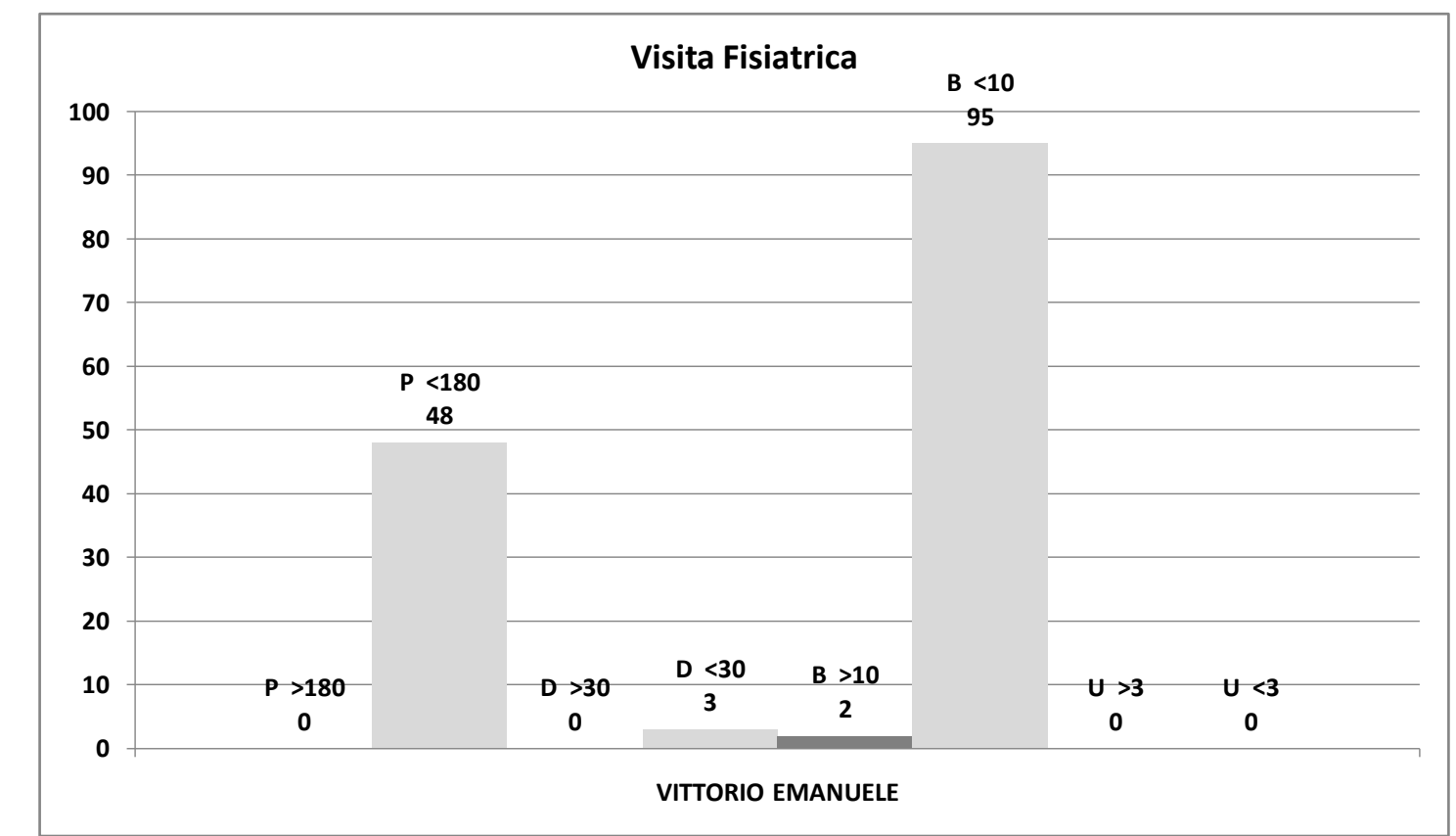
Rilevamento tempi d'attesa PRESTAZIONI CRITICHE, per codice priorità e per Presidi:

**maggio/2014**

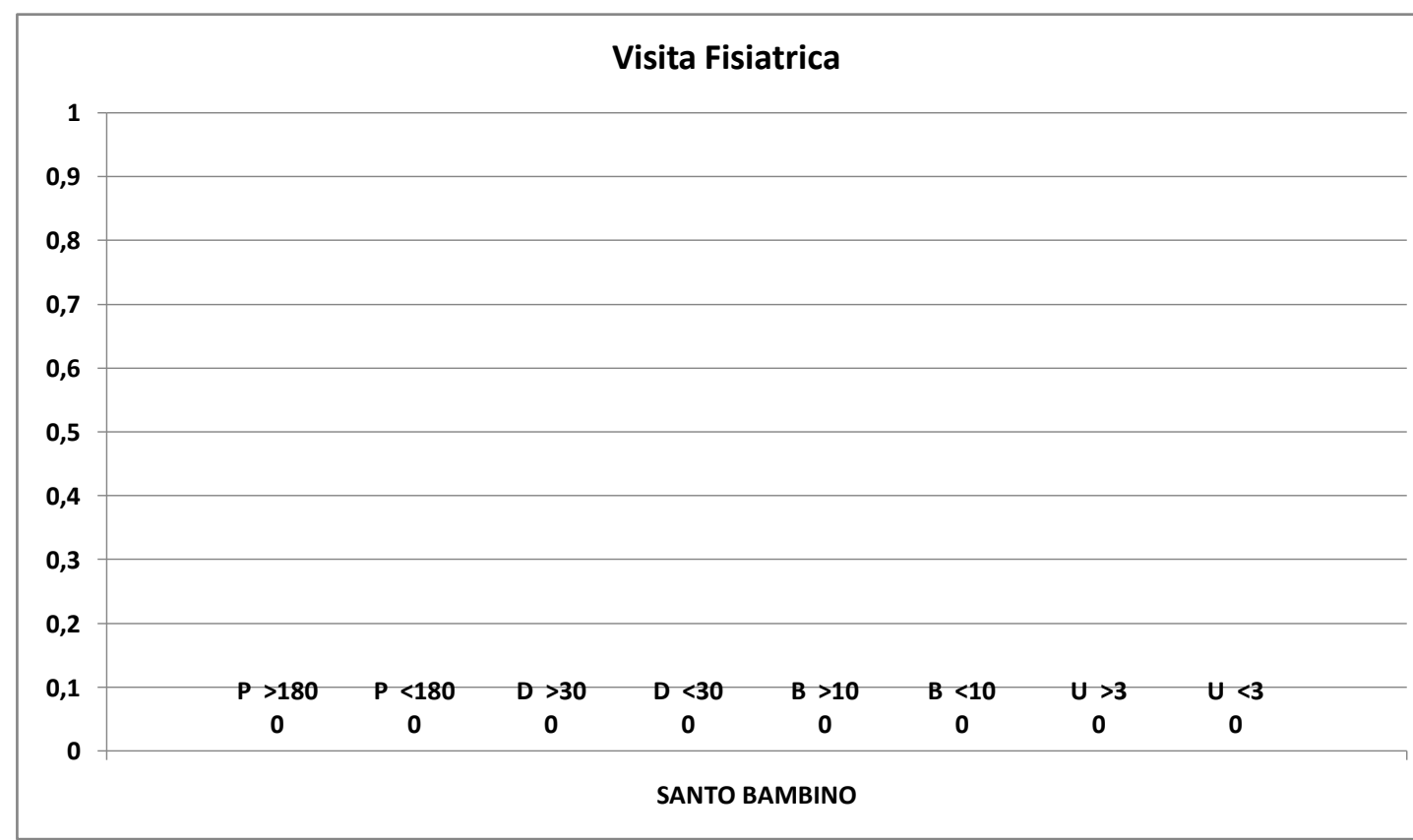
GASPARE RODOLICO			
P >180	0	0,0	%
P <180	36	100,0	%
P Tot	36		
D >30	0	0,0	%
D <30	4	100,0	%
D Tot	4		
B >10	0	0,0	%
B <10	5	100,0	%
B Tot	5		
U >3	0	#####	%
U <3	0	#####	%
U Tot	0		



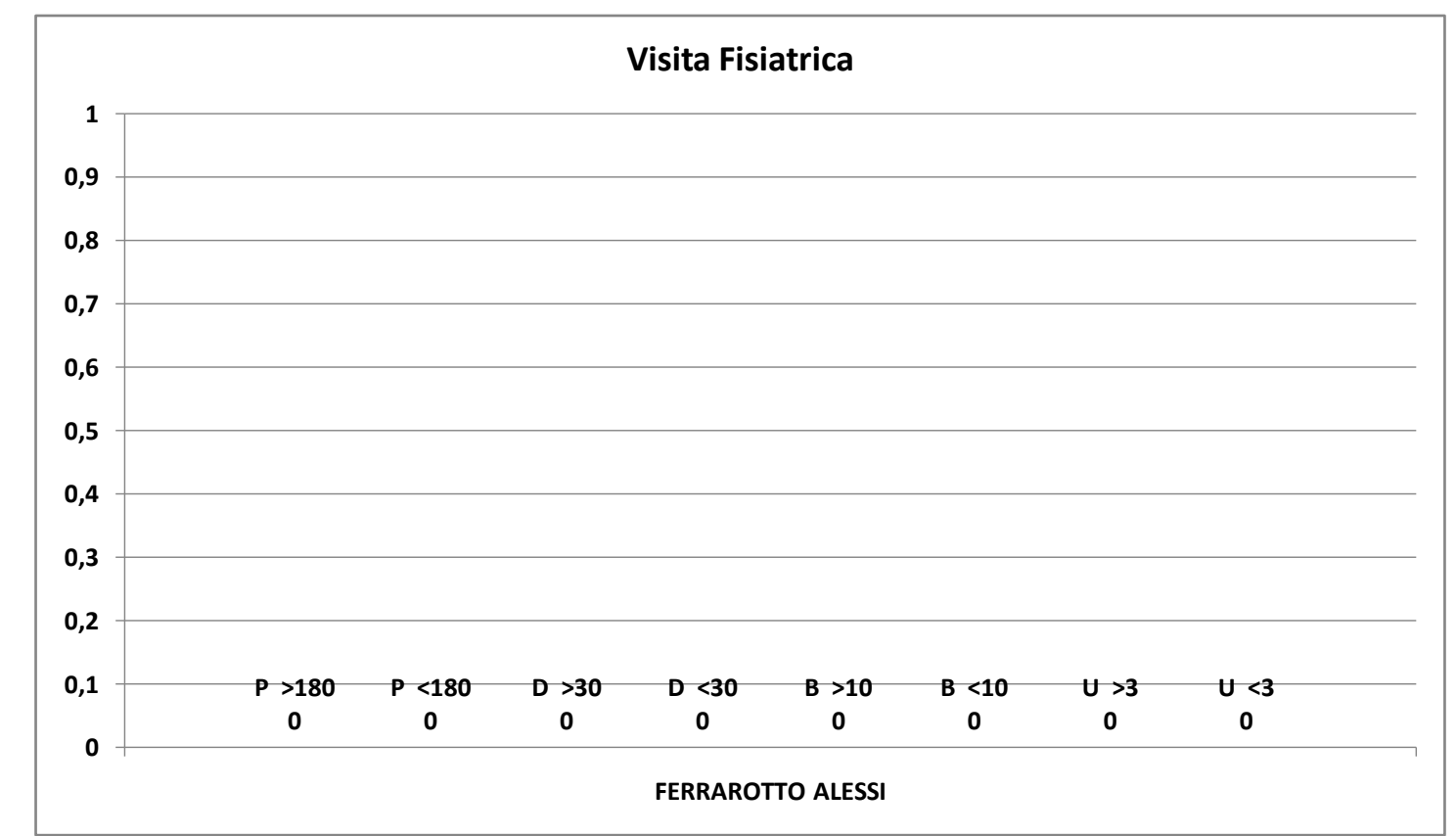
VITTORIO EMANUELE			
P >180	0	0,0	%
P <180	48	100,0	%
P Tot	48		
D >30	0	0,0	%
D <30	3	100,0	%
D Tot	3		
B >10	2	2,1	%
B <10	95	97,9	%
B Tot	97		
U >3	0	#####	%
U <3	0	#####	%
U Tot	0		



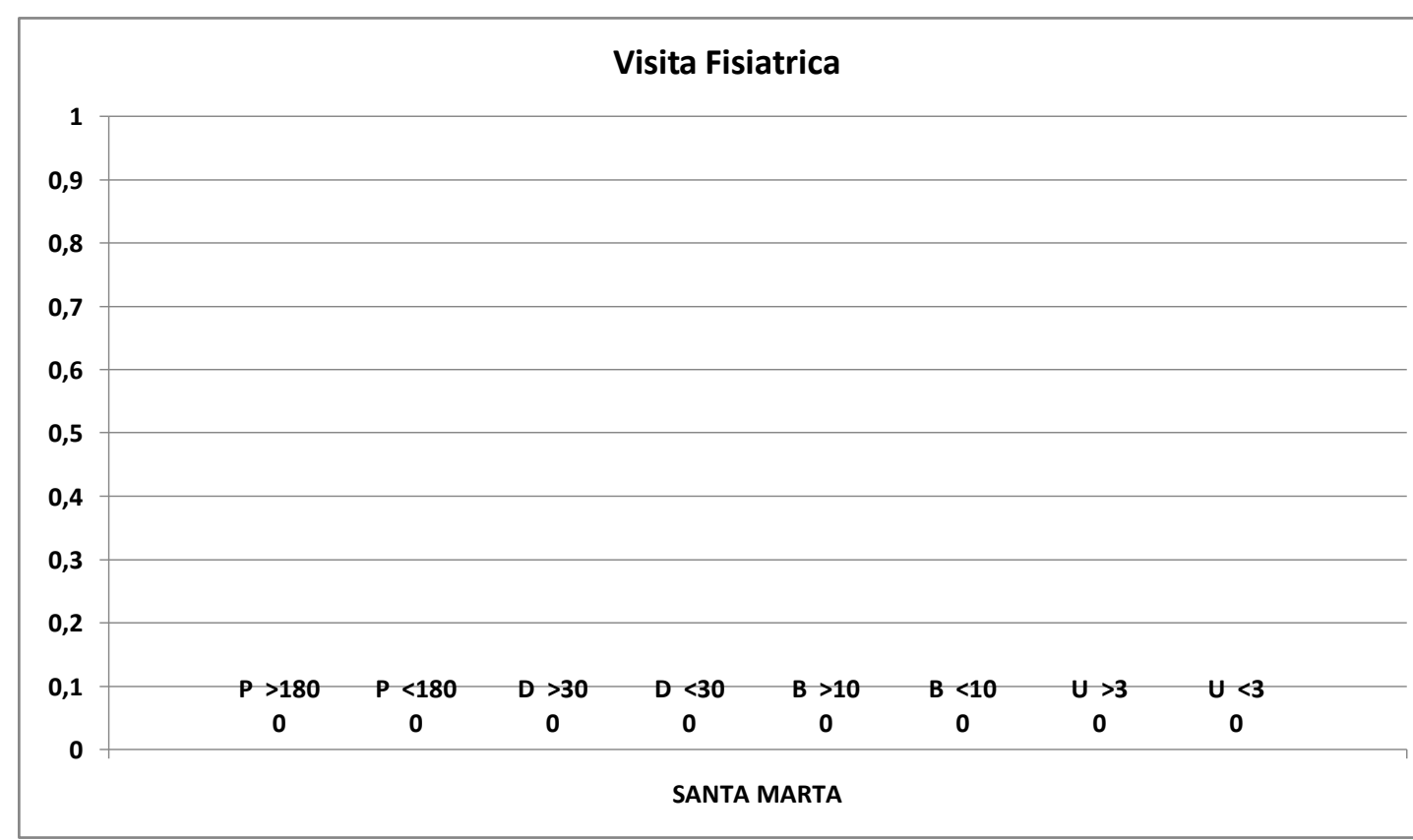
SANTO BAMBINO			
P >180	0	#####	%
P <180	0	#####	%
P Tot	0		
D >30	0	#####	%
D <30	0	#####	%
D Tot	0		
B >10	0	#####	%
B <10	0	#####	%
B Tot	0		
U >3	0	#####	%
U <3	0	#####	%
U Tot	0		



FERRAROTTO ALESSI			
P >180	0	#####	%
P <180	0	#####	%
P Tot	0		
D >30	0	#####	%
D <30	0	#####	%
D Tot	0		
B >10	0	#####	%
B <10	0	#####	%
B Tot	0		
U >3	0	#####	%
U <3	0	#####	%
U Tot	0		



SANTA MARTA			
P >180	0	#####	%
P <180	0	#####	%
P Tot	0		
D >30	0	#####	%
D <30	0	#####	%
D Tot	0		
B >10	0	#####	%
B <10	0	#####	%
B Tot	0		
U >3	0	#####	%
U <3	0	#####	%
U Tot	0		



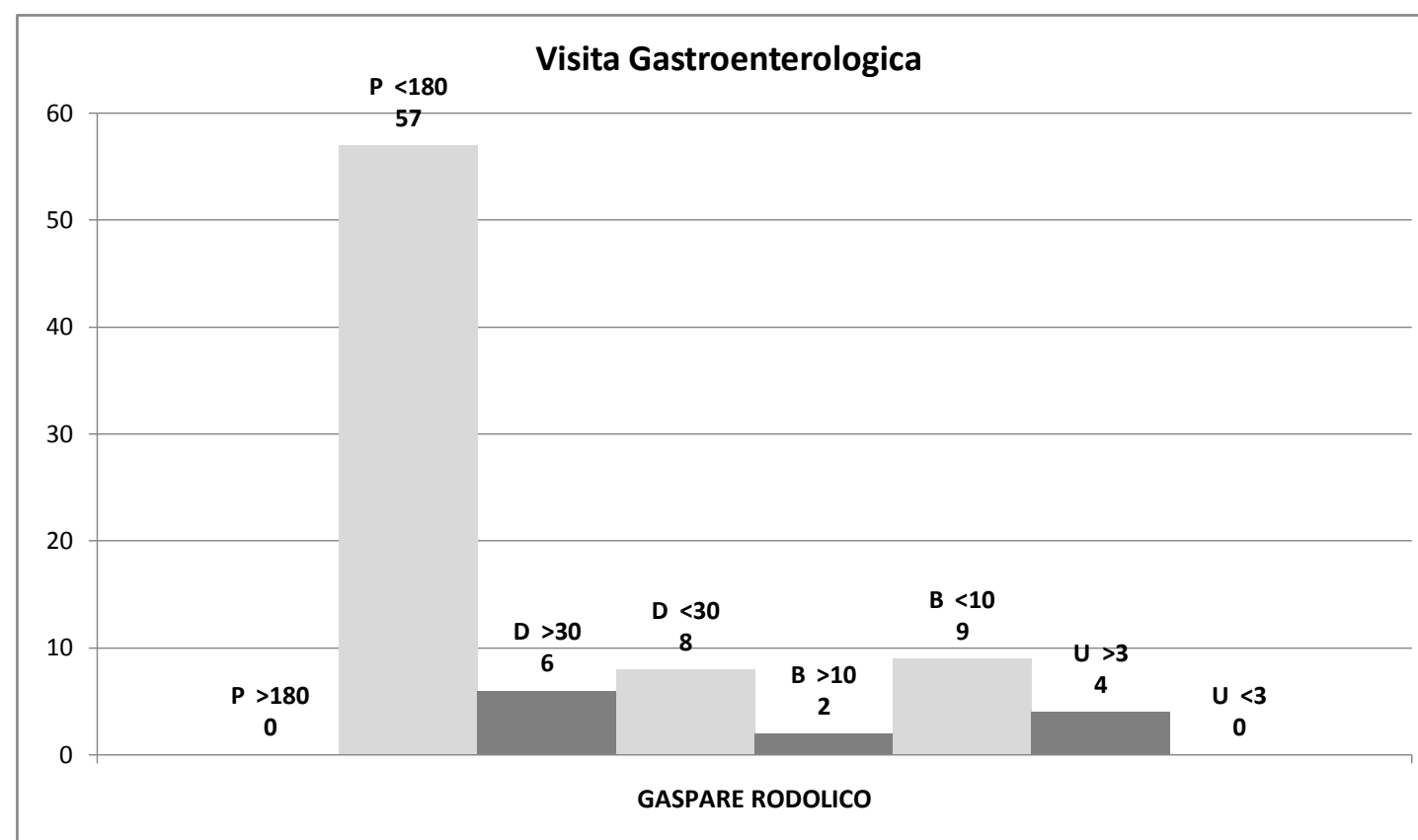
Tot. P:	84
Tot. D:	7
Tot. B:	102
Tot. U:	0
Tot. Prestazioni:	193
Tot. P >180:	0
Tot. D >30:	0
Tot. B >10:	2
Tot. U >3:	0
Tot. fuori tempo:	2

Il Responsabile del CUP – Aziendale  
Dott. Maurilio DANZI

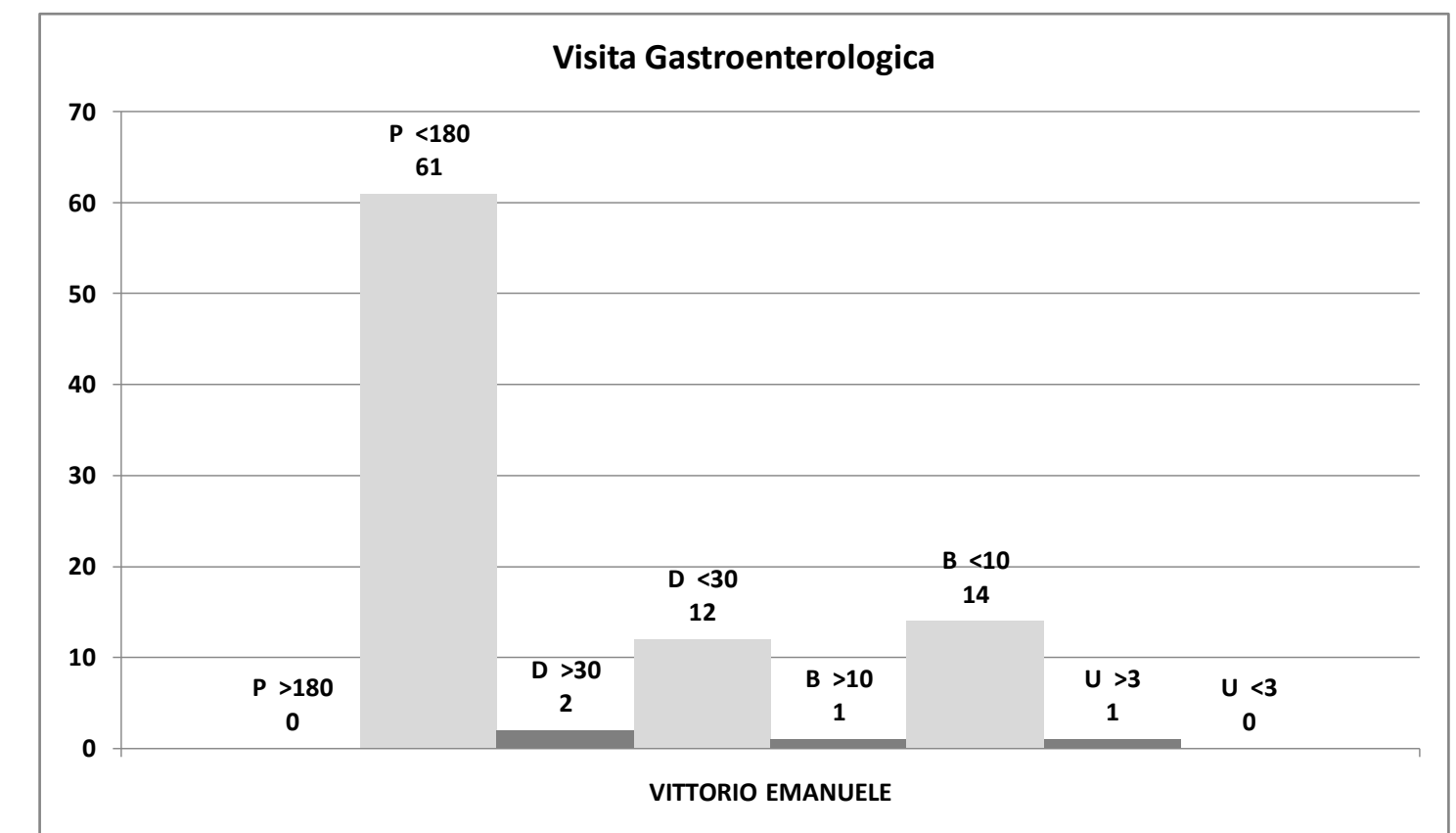
Rilevamento tempi d'attesa PRESTAZIONI CRITICHE, per codice priorità e per Presidi:

**maggio/2014**

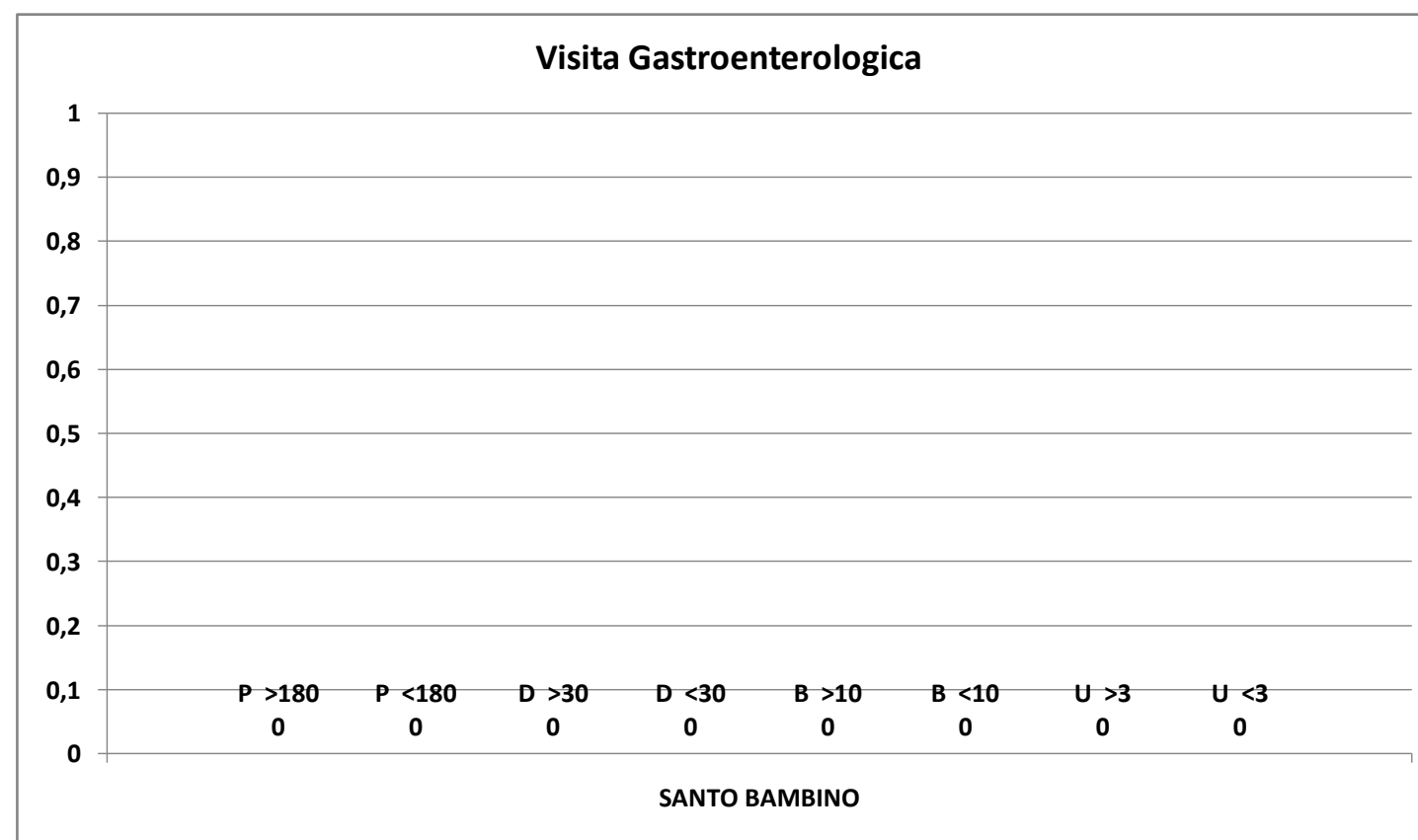
GASPARE RODOLICO			
P >180	0	0,0	%
P <180	57	100,0	%
P Tot	57		
D >30	6	42,9	%
D <30	8	57,1	%
D Tot	14		
B >10	2	18,2	%
B <10	9	81,8	%
B Tot	11		
U >3	4	100,0	%
U <3	0	0,0	%
U Tot	4		



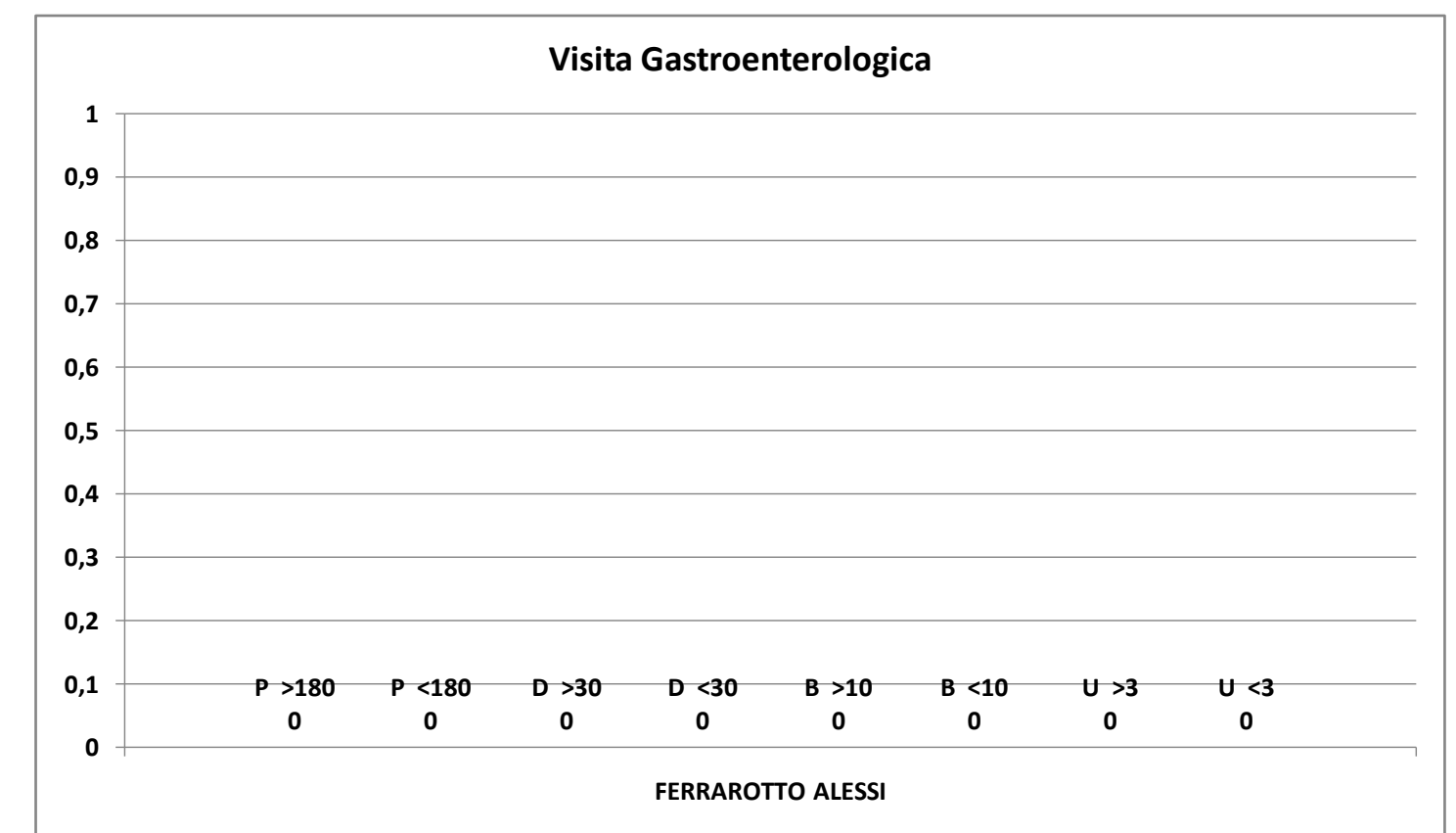
VITTORIO EMANUELE			
P >180	0	0,0	%
P <180	61	100,0	%
P Tot	61		
D >30	2	14,3	%
D <30	12	85,7	%
D Tot	14		
B >10	1	6,7	%
B <10	14	93,3	%
B Tot	15		
U >3	1	100,0	%
U <3	0	0,0	%
U Tot	1		



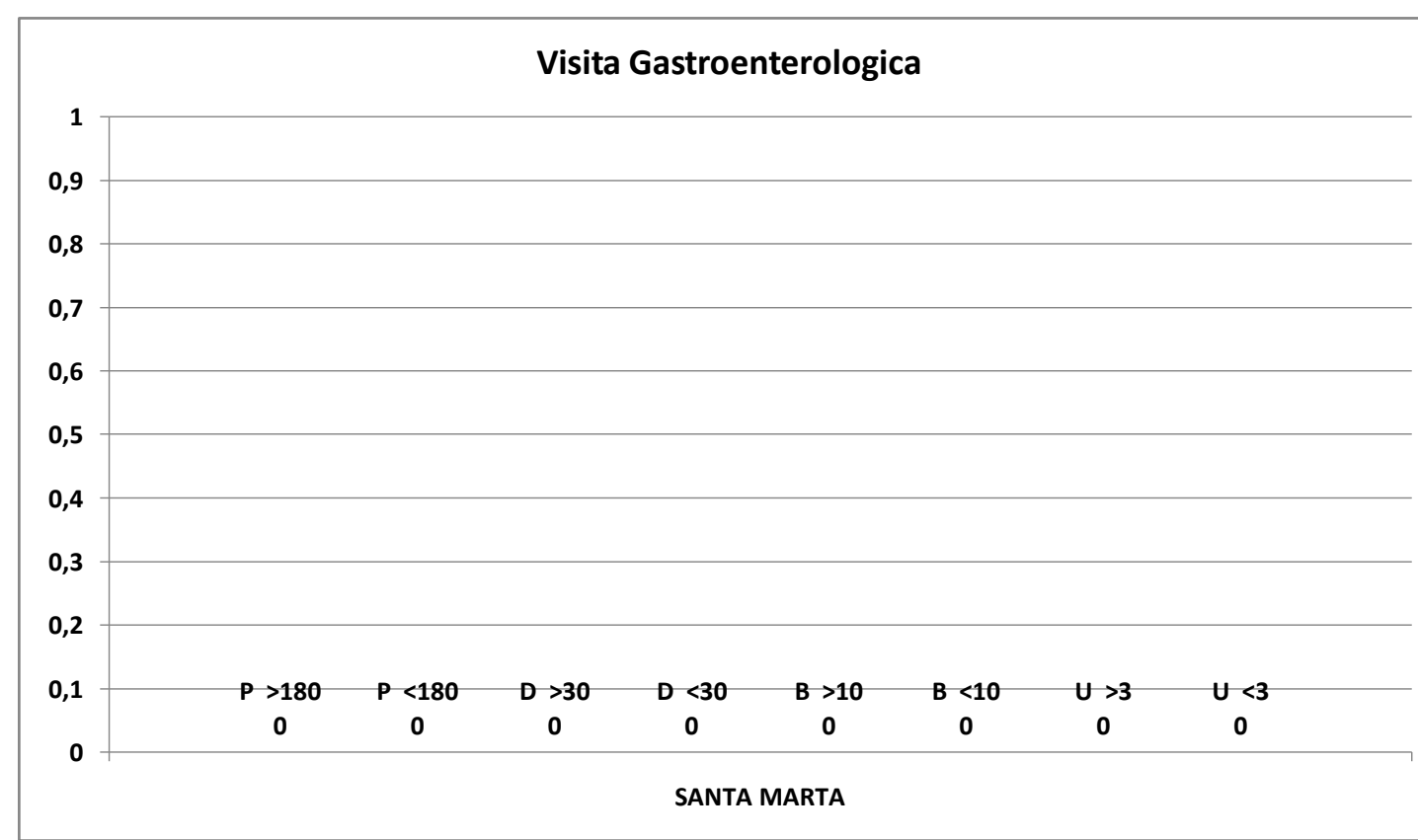
SANTO BAMBINO			
P >180	0	#####	%
P <180	0	#####	%
P Tot	0		
D >30	0	#####	%
D <30	0	#####	%
D Tot	0		
B >10	0	#####	%
B <10	0	#####	%
B Tot	0		
U >3	0	#####	%
U <3	0	#####	%
U Tot	0		



FERRAROTTO ALESSI			
P >180	0	#####	%
P <180	0	#####	%
P Tot	0		
D >30	0	#####	%
D <30	0	#####	%
D Tot	0		
B >10	0	#####	%
B <10	0	#####	%
B Tot	0		
U >3	0	#####	%
U <3	0	#####	%
U Tot	0		



SANTA MARTA			
P >180	0	#####	%
P <180	0	#####	%
P Tot	0		
D >30	0	#####	%
D <30	0	#####	%
D Tot	0		
B >10	0	#####	%
B <10	0	#####	%
B Tot	0		
U >3	0	#####	%
U <3	0	#####	%
U Tot	0		



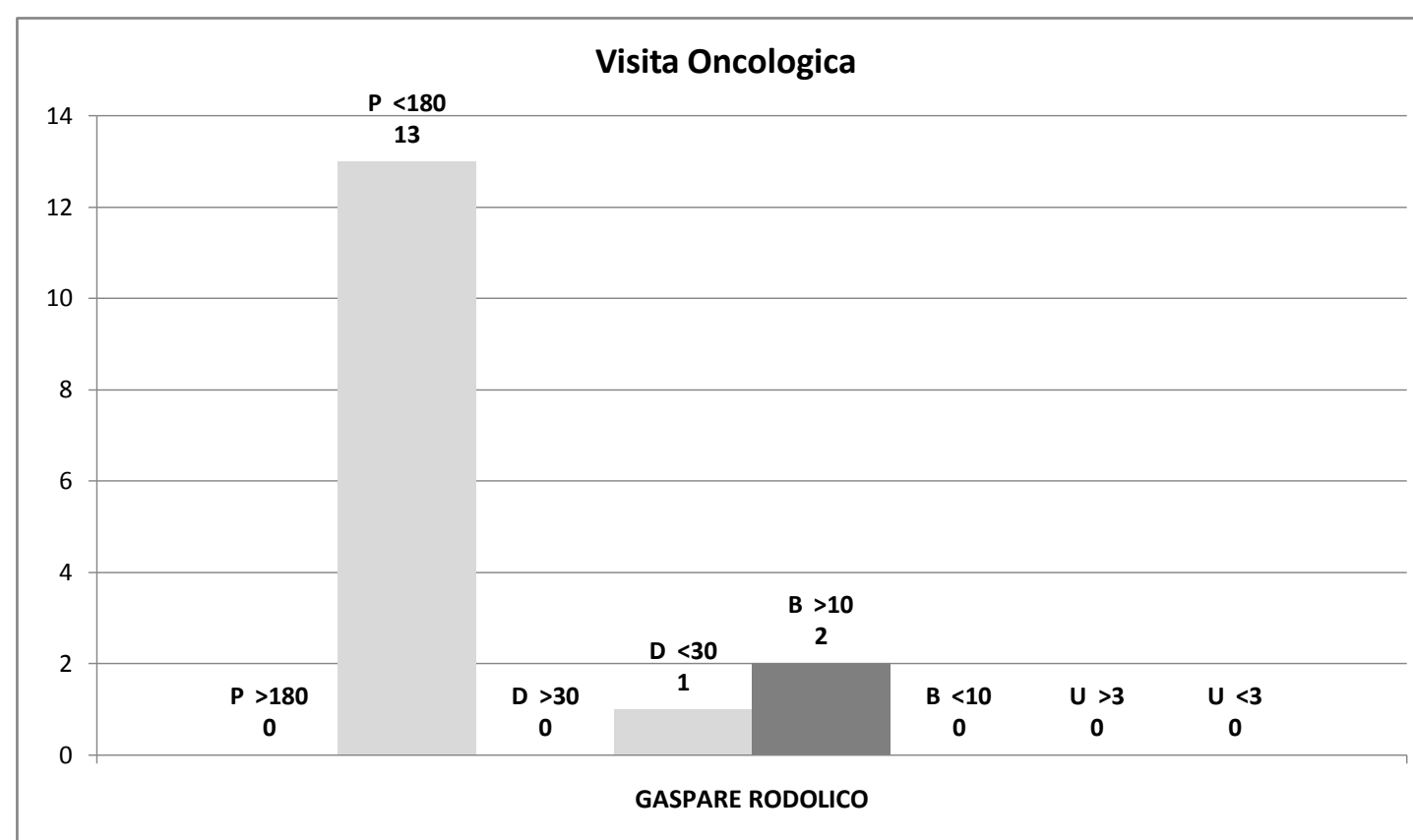
Tot. P:	118
Tot. D:	28
Tot. B:	26
Tot. U:	5
Tot. Prestazioni:	177
Tot. P >180:	0
Tot. D >30:	8
Tot. B >10:	3
Tot. U >3:	5
Tot. fuori tempo:	16

Il Responsabile del CUP – Aziendale  
Dott. Maurilio DANZI

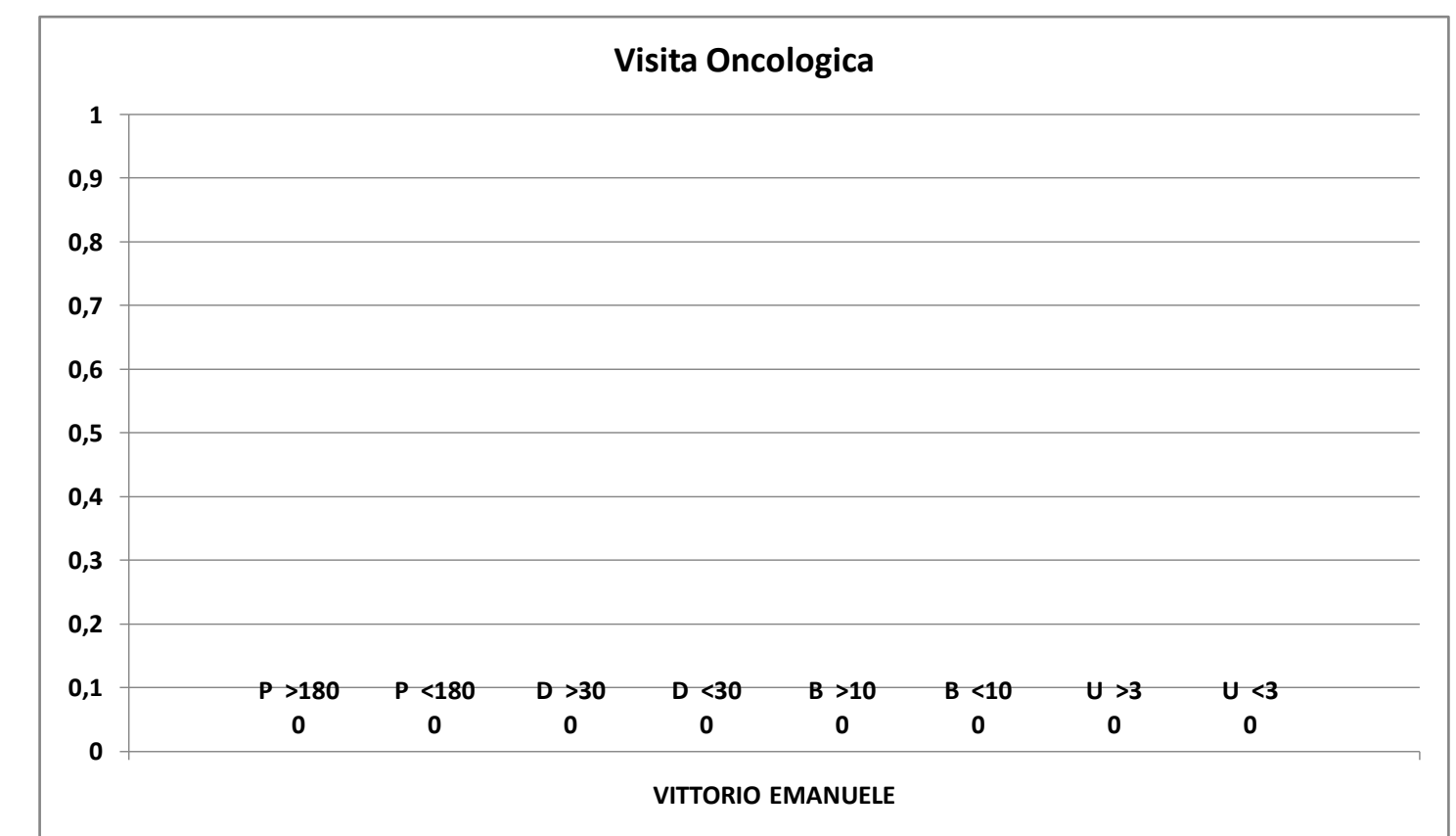
Rilevamento tempi d'attesa PRESTAZIONI CRITICHE, per codice priorità e per Presidi:

maggio/2014

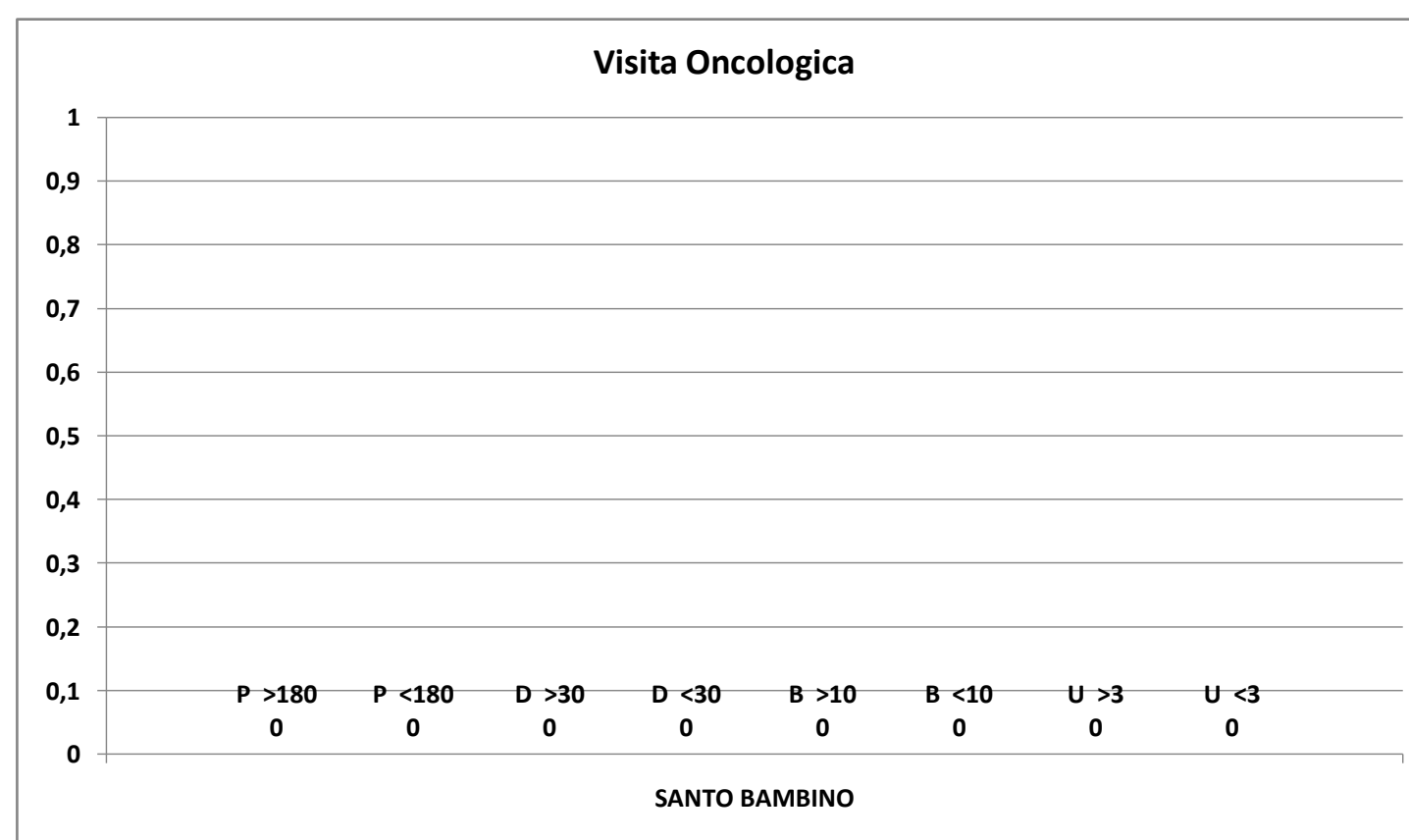
GASPARE RODOLICO			
P >180	0	0,0	%
P <180	13	100,0	%
P Tot	13		
D >30	0	0,0	%
D <30	1	100,0	%
D Tot	1		
B >10	2	100,0	%
B <10	0	0,0	%
B Tot	2		
U >3	0	#####	%
U <3	0	#####	%
U Tot	0		



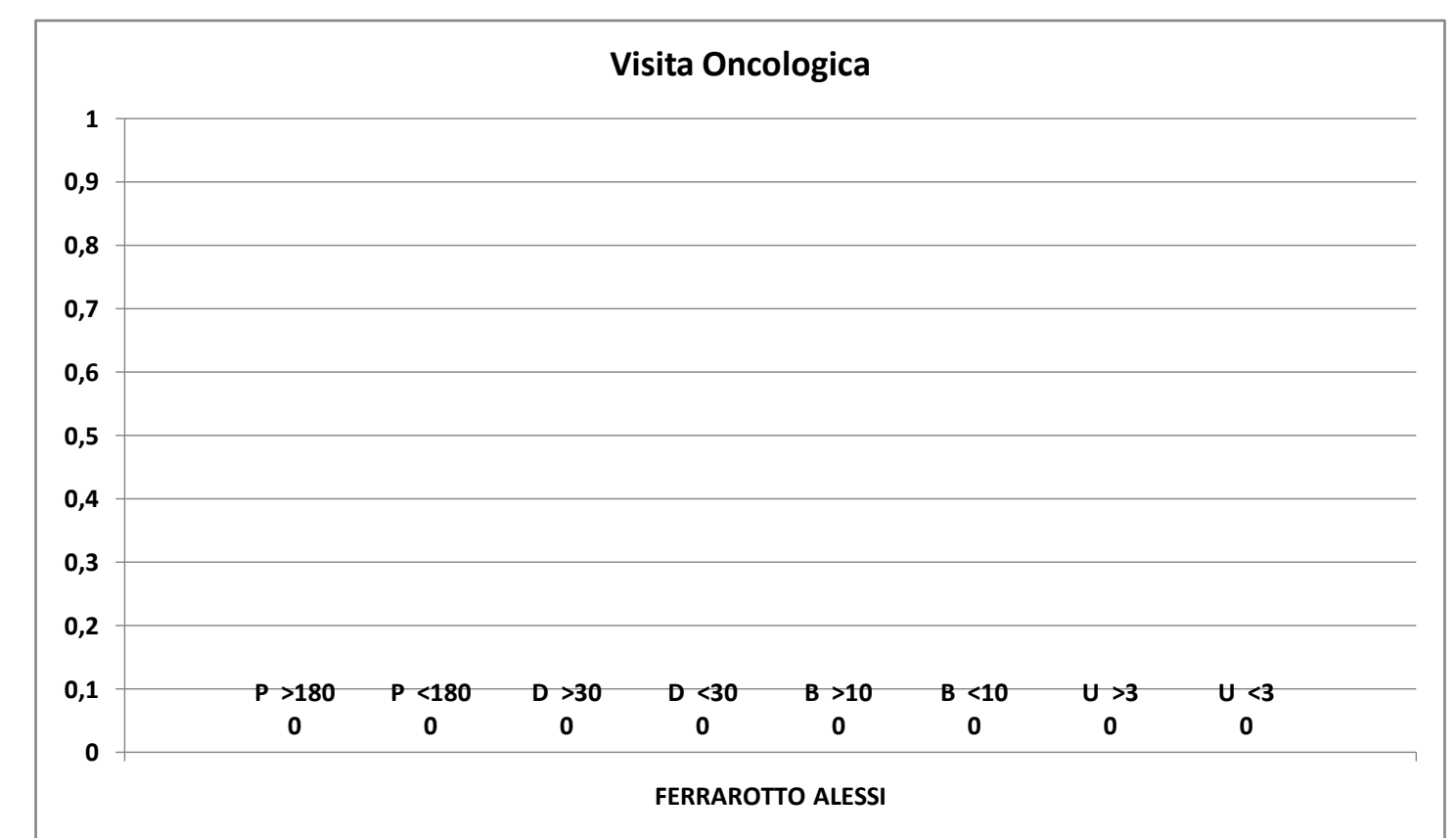
VITTORIO EMANUELE			
P >180	0	#####	%
P <180	0	#####	%
P Tot	0		
D >30	0	#####	%
D <30	0	#####	%
D Tot	0		
B >10	0	#####	%
B <10	0	#####	%
B Tot	0		
U >3	0	#####	%
U <3	0	#####	%
U Tot	0		



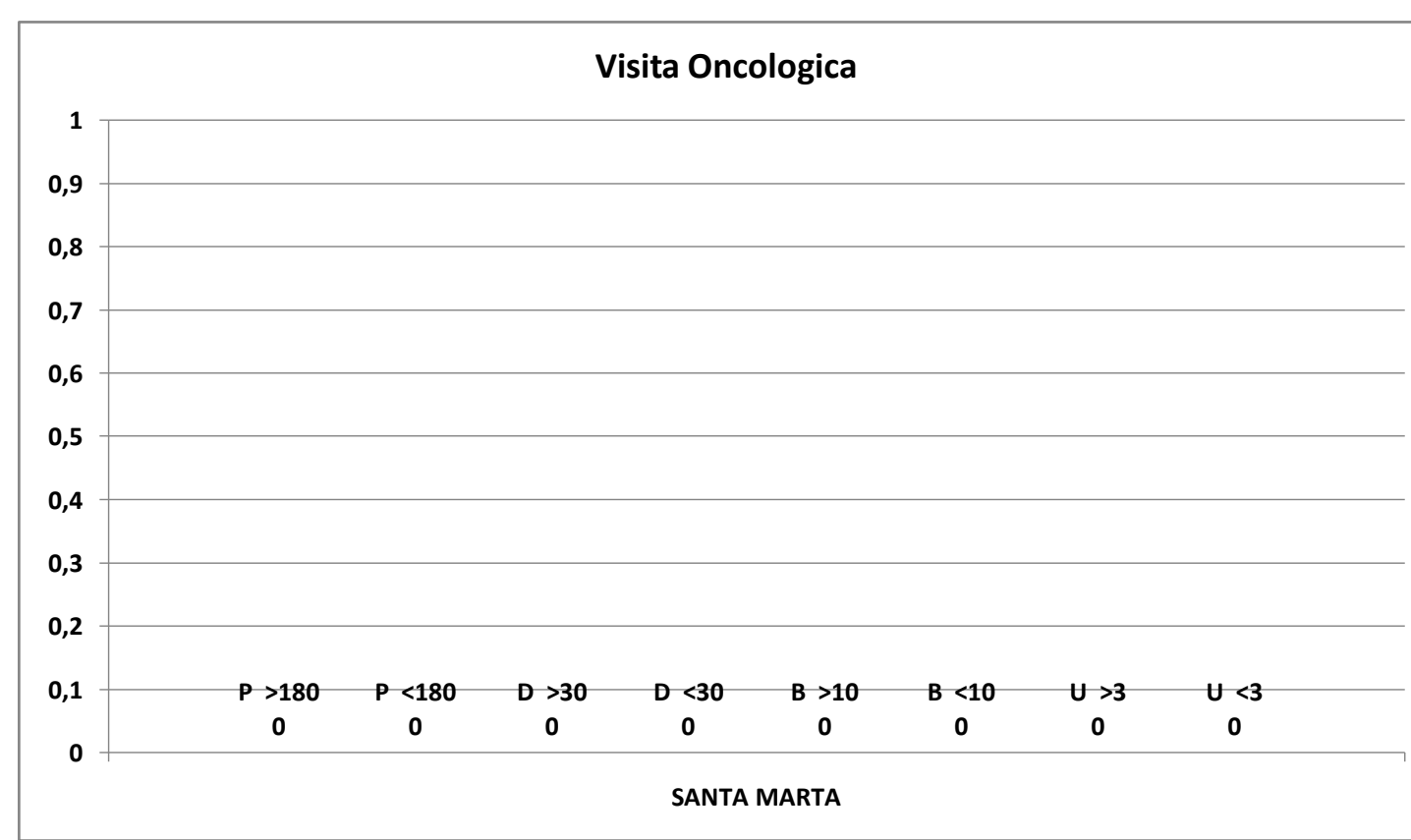
SANTO BAMBINO			
P >180	0	#####	%
P <180	0	#####	%
P Tot	0		
D >30	0	#####	%
D <30	0	#####	%
D Tot	0		
B >10	0	#####	%
B <10	0	#####	%
B Tot	0		
U >3	0	#####	%
U <3	0	#####	%
U Tot	0		



FERRAROTTO ALESSI			
P >180	0	#####	%
P <180	0	#####	%
P Tot	0		
D >30	0	#####	%
D <30	0	#####	%
D Tot	0		
B >10	0	#####	%
B <10	0	#####	%
B Tot	0		
U >3	0	#####	%
U <3	0	#####	%
U Tot	0		



SANTA MARTA			
P >180	0	#####	%
P <180	0	#####	%
P Tot	0		
D >30	0	#####	%
D <30	0	#####	%
D Tot	0		
B >10	0	#####	%
B <10	0	#####	%
B Tot	0		
U >3	0	#####	%
U <3	0	#####	%
U Tot	0		



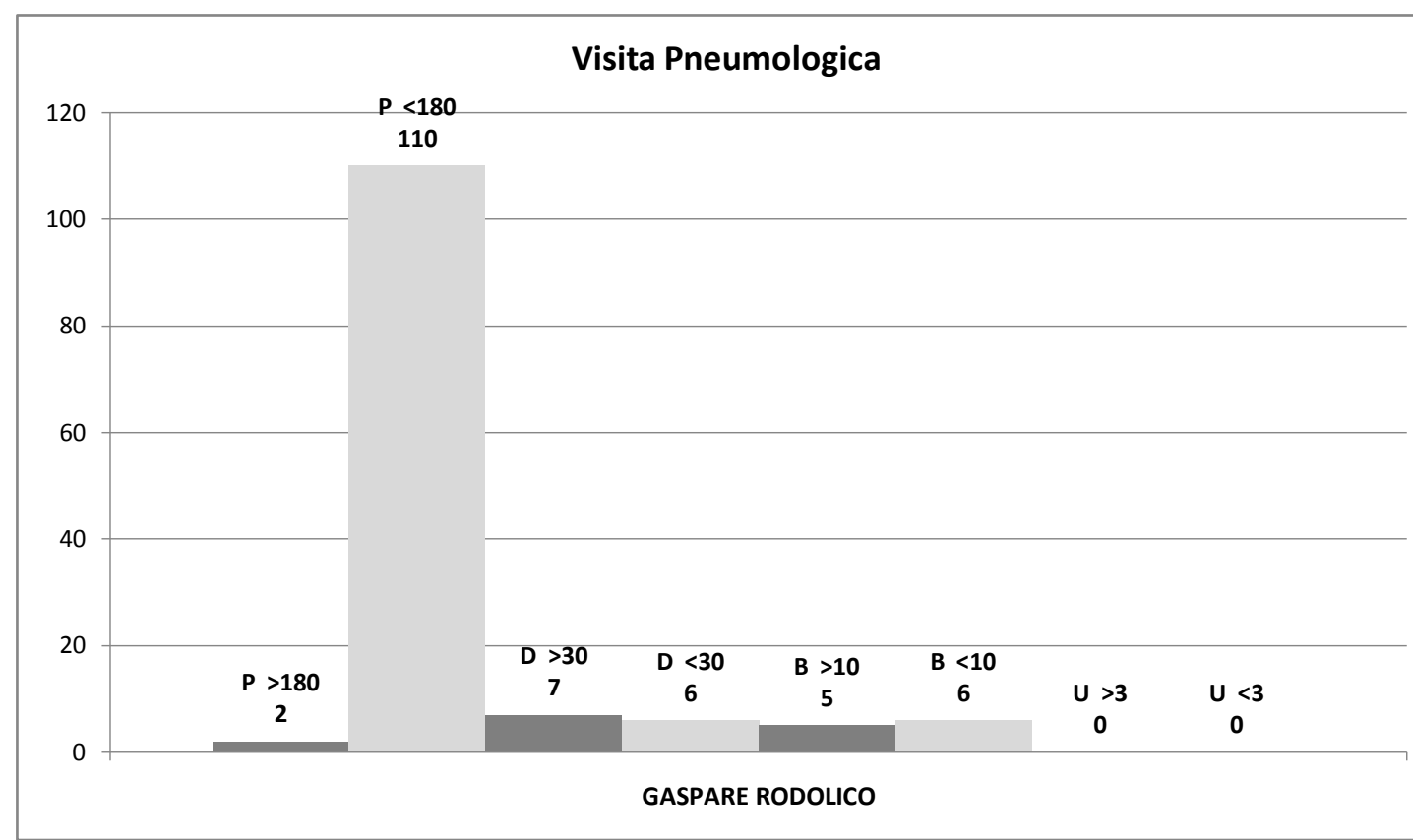
Tot. P:	13
Tot. D:	1
Tot. B:	2
Tot. U:	0
Tot. Prestazioni:	16
Tot. P >180:	0
Tot. D >30:	0
Tot. B >10:	2
Tot. U >3:	0
Tot. fuori tempo:	2

Il Responsabile del CUP – Aziendale  
Dott. Maurilio DANZI

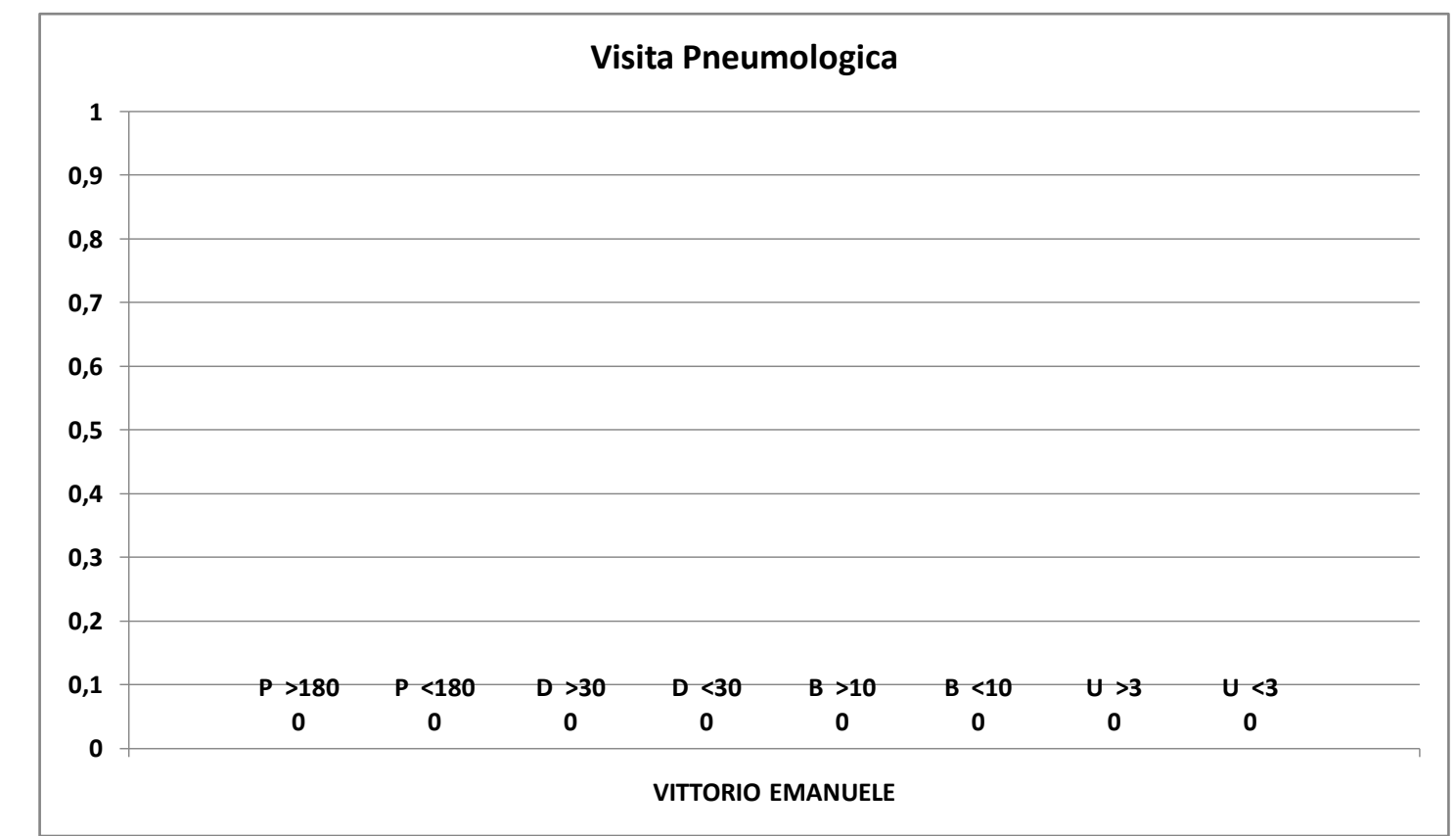
Rilevamento tempi d'attesa PRESTAZIONI CRITICHE, per codice priorità e per Presidi:

**maggio/2014**

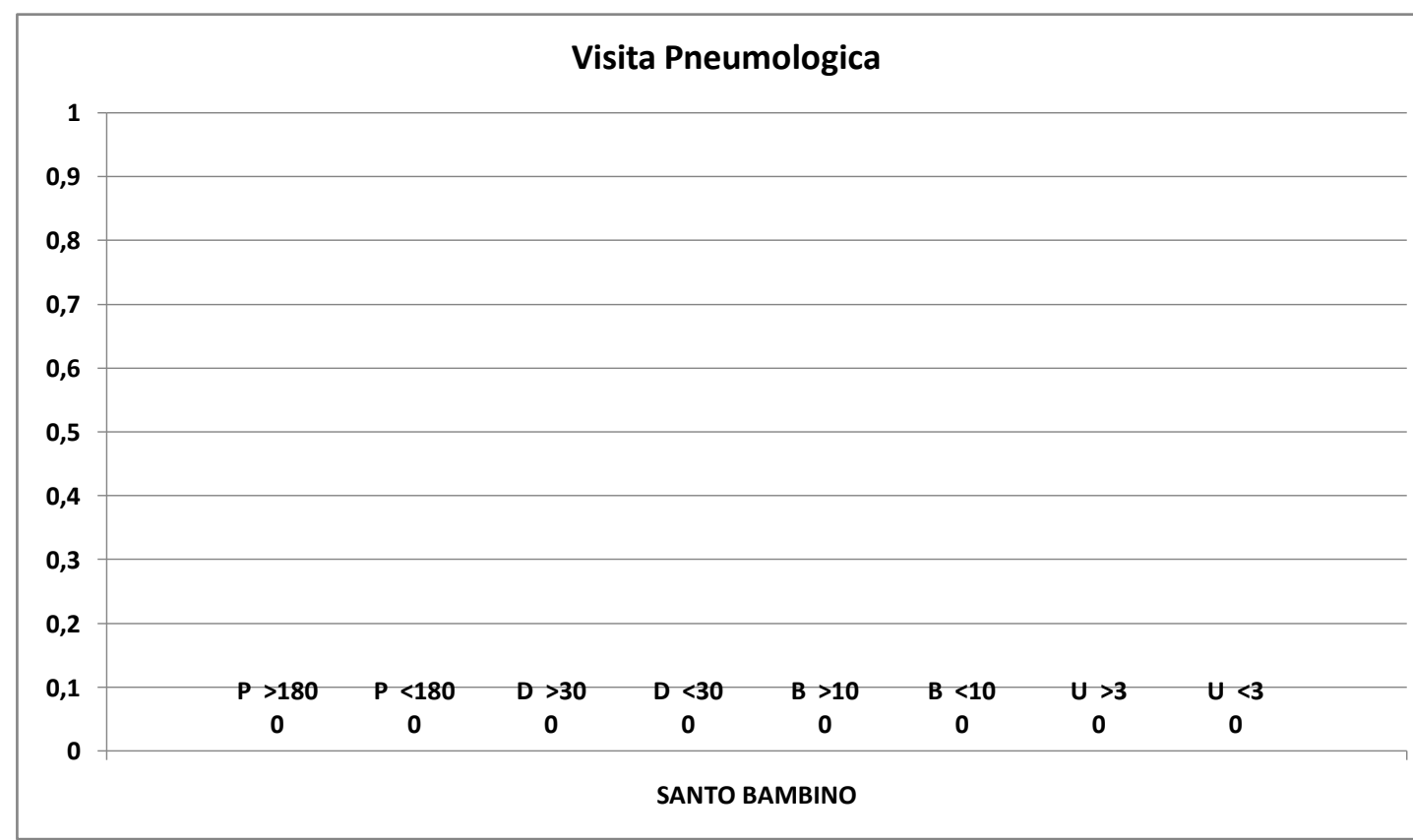
GASPARE RODOLICO			
P >180	2	1,8	%
P <180	110	98,2	%
P Tot	112		
D >30	7	53,8	%
D <30	6	46,2	%
D Tot	13		
B >10	5	45,5	%
B <10	6	54,5	%
B Tot	11		
U >3	0	#####	%
U <3	0	#####	%
U Tot	0		



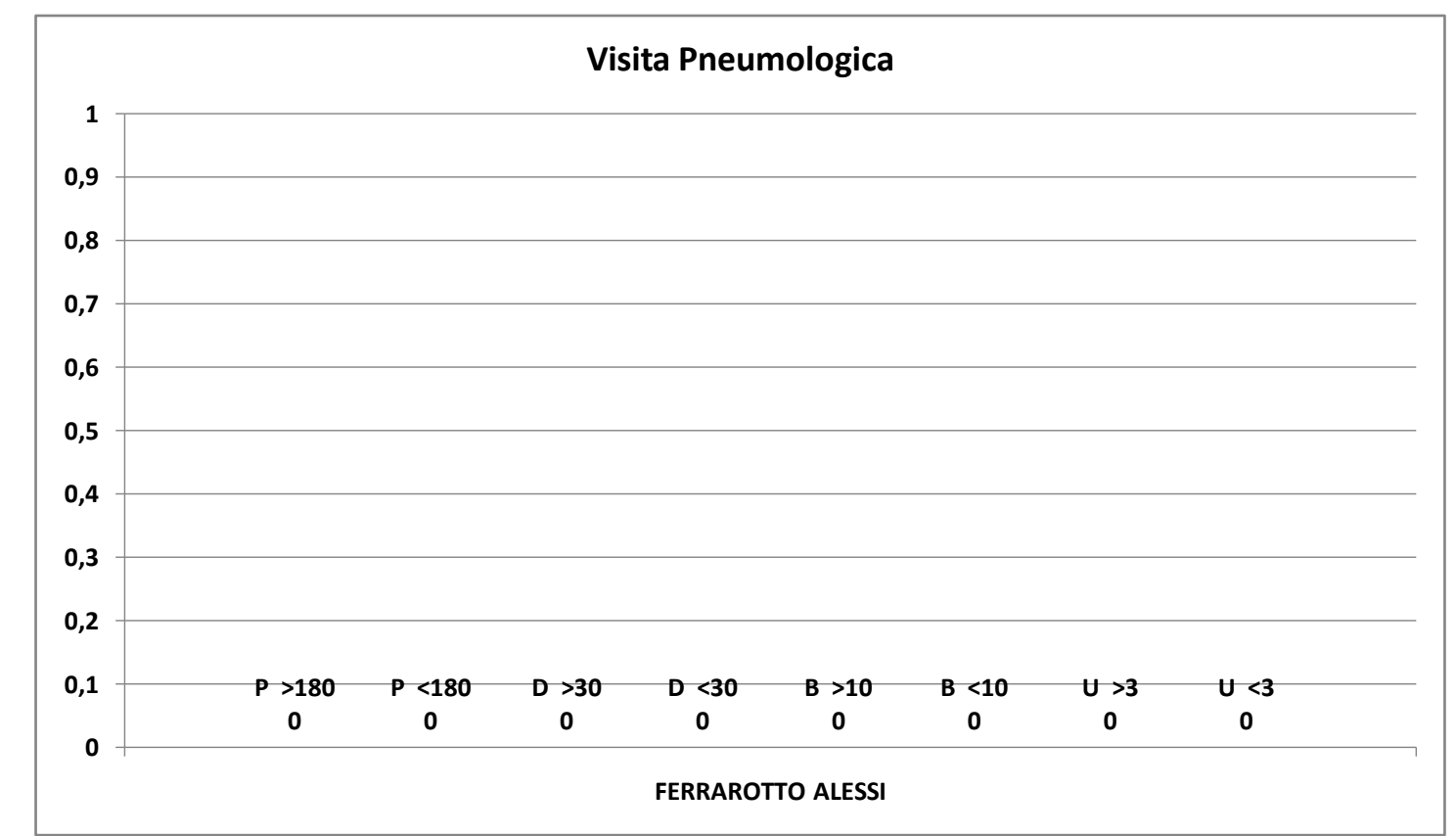
VITTORIO EMANUELE			
P >180	0	#####	%
P <180	0	#####	%
P Tot	0		
D >30	0	#####	%
D <30	0	#####	%
D Tot	0		
B >10	0	#####	%
B <10	0	#####	%
B Tot	0		
U >3	0	#####	%
U <3	0	#####	%
U Tot	0		



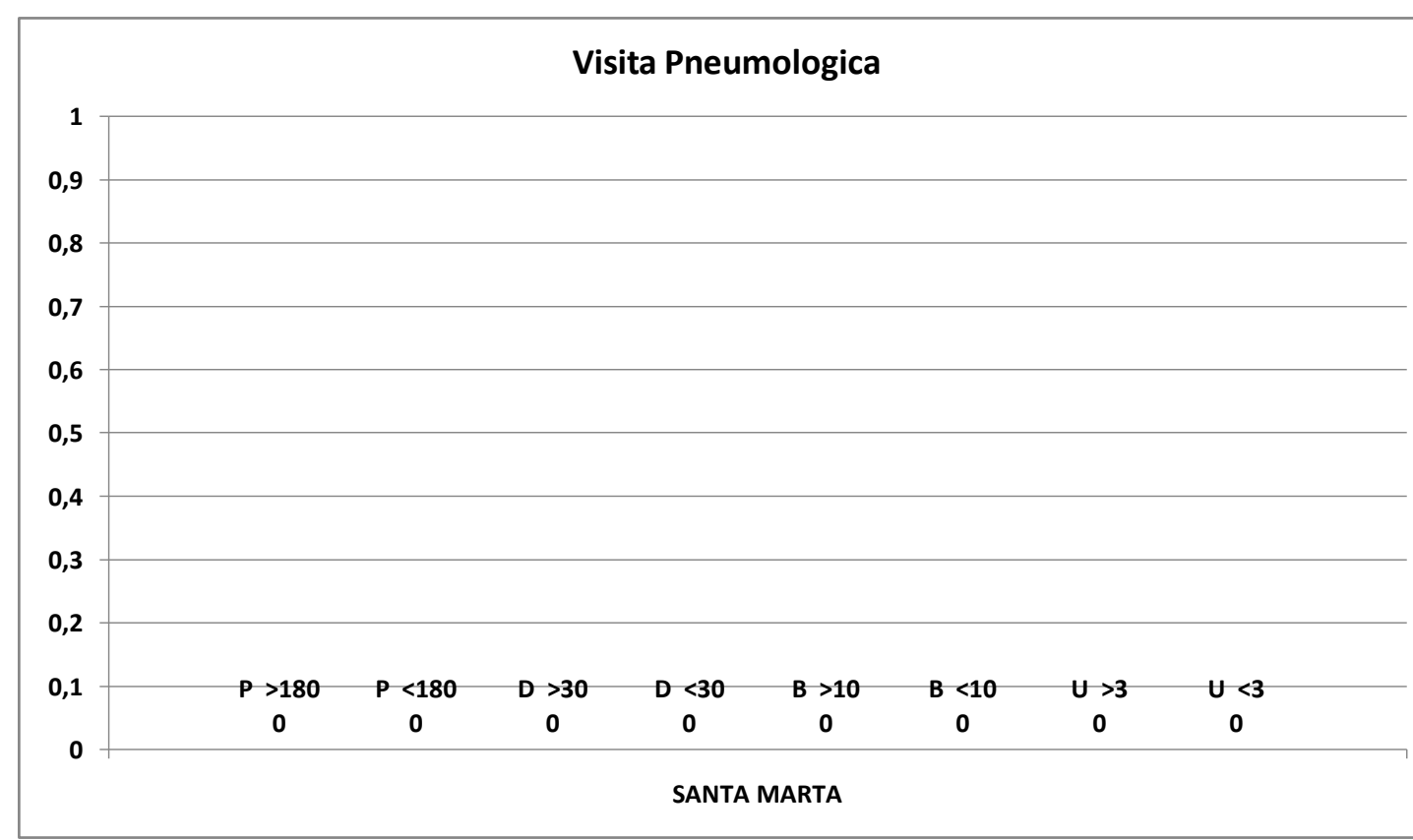
SANTO BAMBINO			
P >180	0	#####	%
P <180	0	#####	%
P Tot	0		
D >30	0	#####	%
D <30	0	#####	%
D Tot	0		
B >10	0	#####	%
B <10	0	#####	%
B Tot	0		
U >3	0	#####	%
U <3	0	#####	%
U Tot	0		



FERRAROTTO ALESSI			
P >180	0	#####	%
P <180	0	#####	%
P Tot	0		
D >30	0	#####	%
D <30	0	#####	%
D Tot	0		
B >10	0	#####	%
B <10	0	#####	%
B Tot	0		
U >3	0	#####	%
U <3	0	#####	%
U Tot	0		



SANTA MARTA			
P >180	0	#####	%
P <180	0	#####	%
P Tot	0		
D >30	0	#####	%
D <30	0	#####	%
D Tot	0		
B >10	0	#####	%
B <10	0	#####	%
B Tot	0		
U >3	0	#####	%
U <3	0	#####	%
U Tot	0		



Tot. P:	112
Tot. D:	13
Tot. B:	11
Tot. U:	0
Tot. Prestazioni:	136
Tot. P >180:	2
Tot. D >30:	7
Tot. B >10:	5
Tot. U >3:	0
Tot. fuori tempo:	14

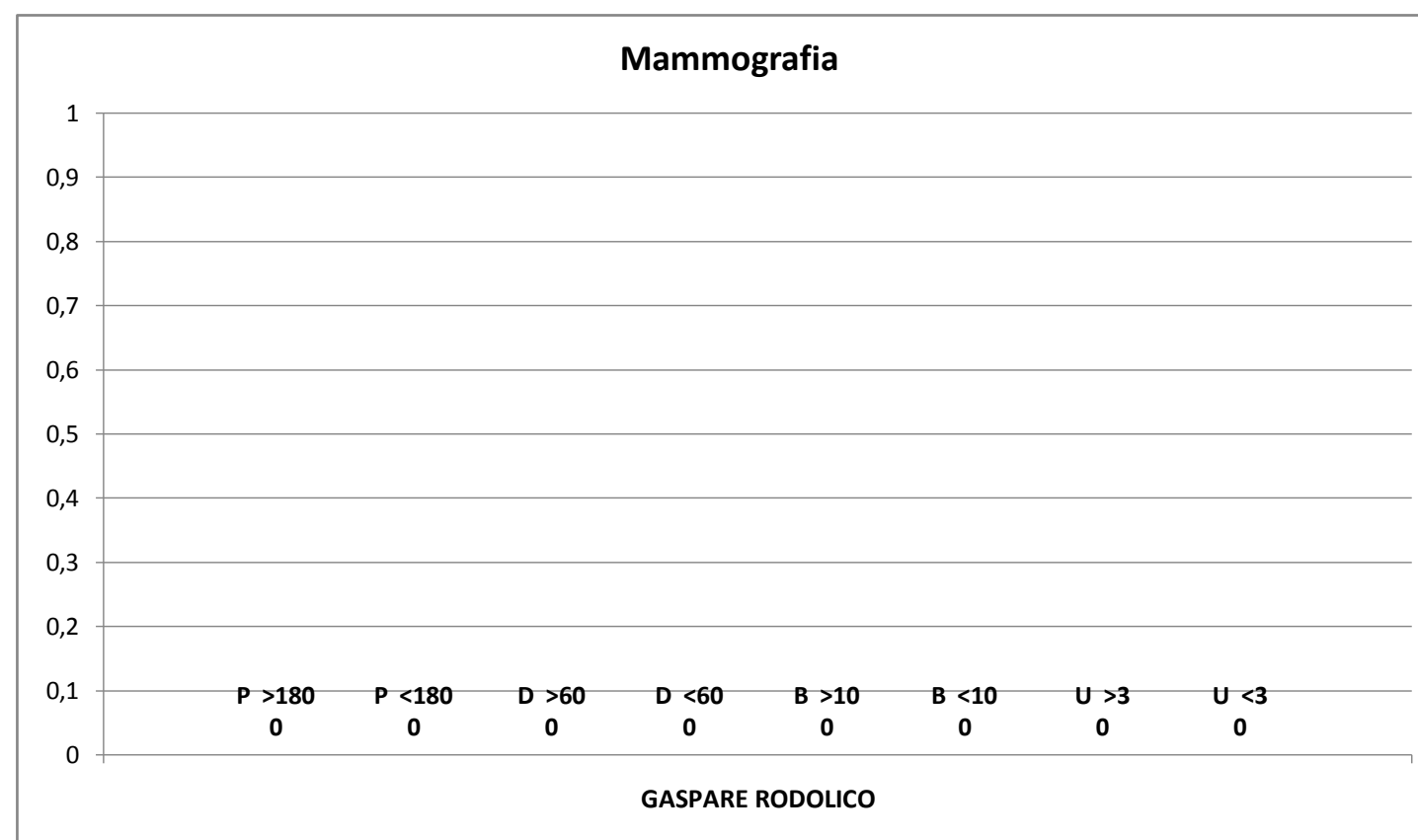
Il Responsabile del CUP – Aziendale  
Dott. Maurilio DANZI



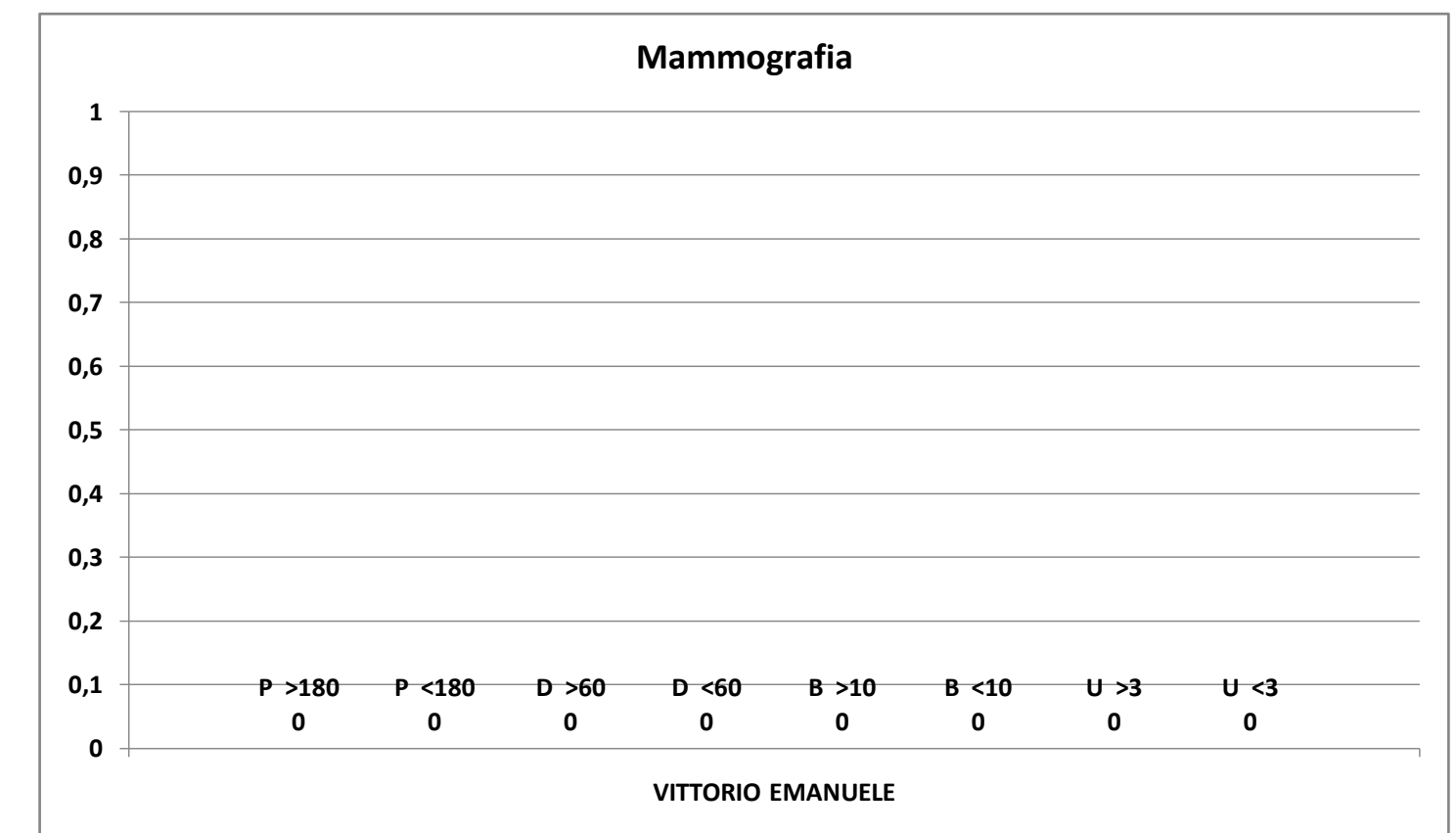
Rilevamento tempi d'attesa PRESTAZIONI CRITICHE, per codice priorità e per Presidi:

maggio/2014

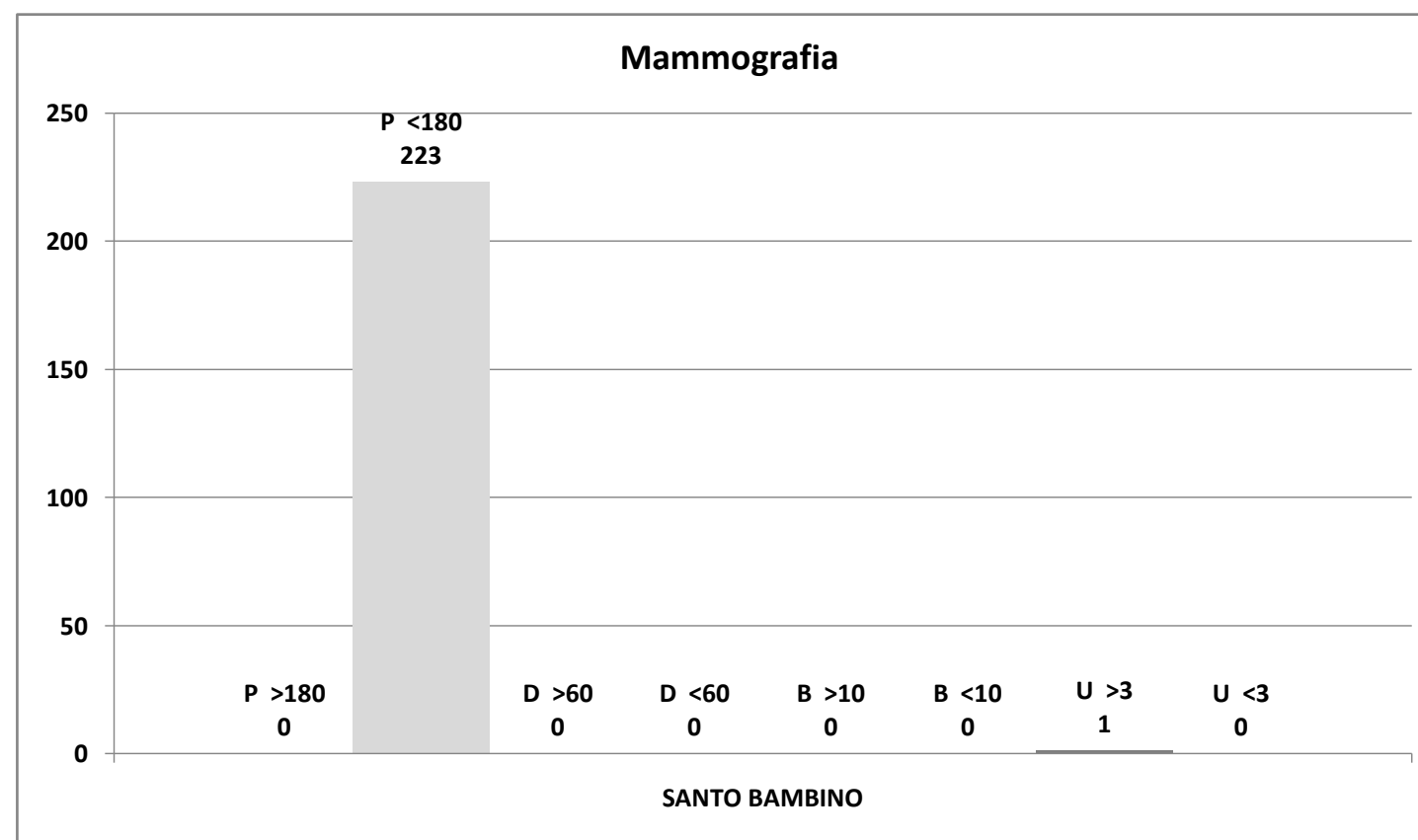
GASPARE RODOLICO			
P >180	0	#####	%
P <180	0	#####	%
P Tot	0		
D >60	0	#####	%
D <60	0	#####	%
D Tot	0		
B >10	0	#####	%
B <10	0	#####	%
B Tot	0		
U >3	0	#####	%
U <3	0	#####	%
U Tot	0		



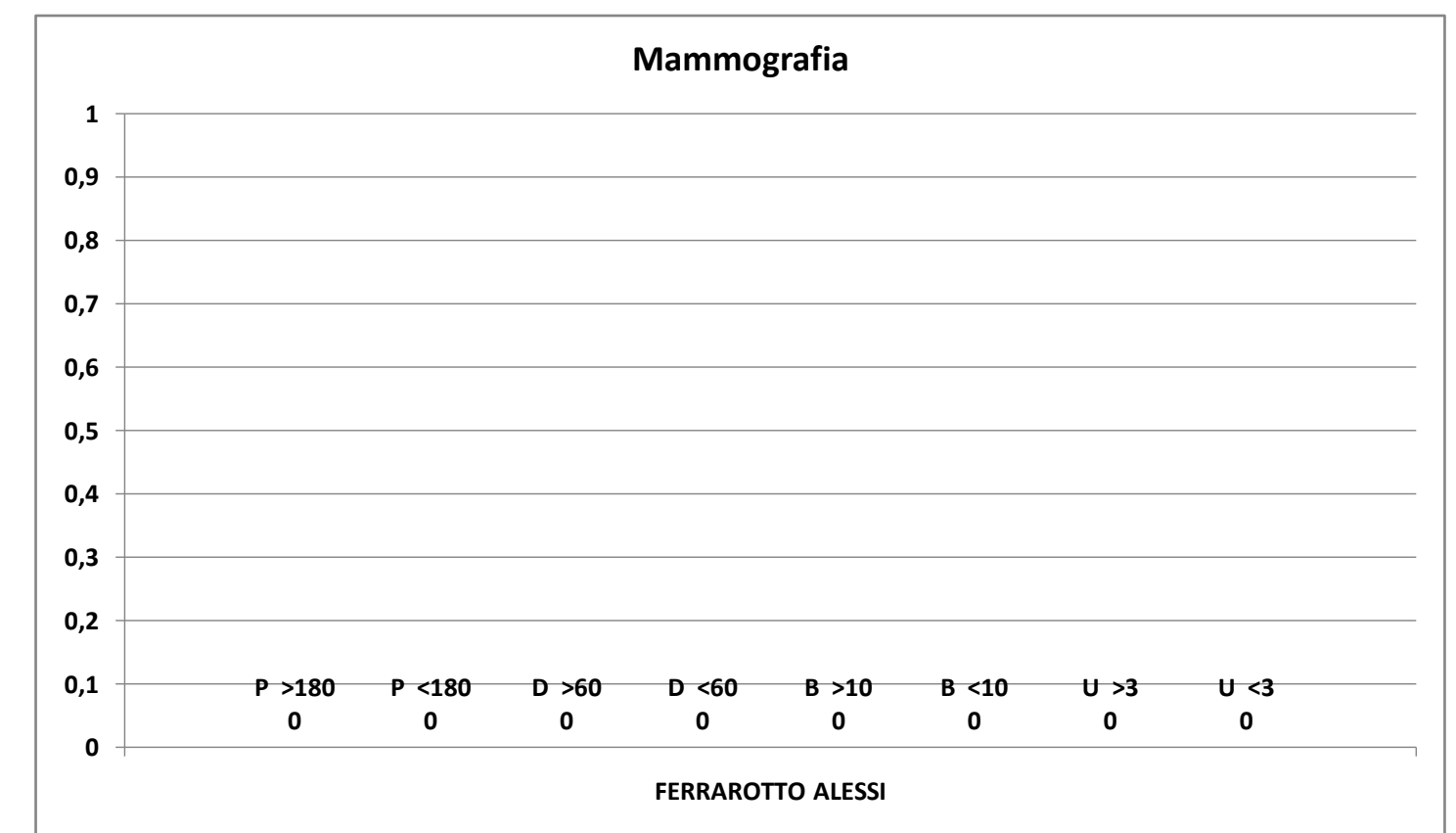
VITTORIO EMANUELE			
P >180	0	#####	%
P <180	0	#####	%
P Tot	0		
D >60	0	#####	%
D <60	0	#####	%
D Tot	0		
B >10	0	#####	%
B <10	0	#####	%
B Tot	0		
U >3	0	#####	%
U <3	0	#####	%
U Tot	0		



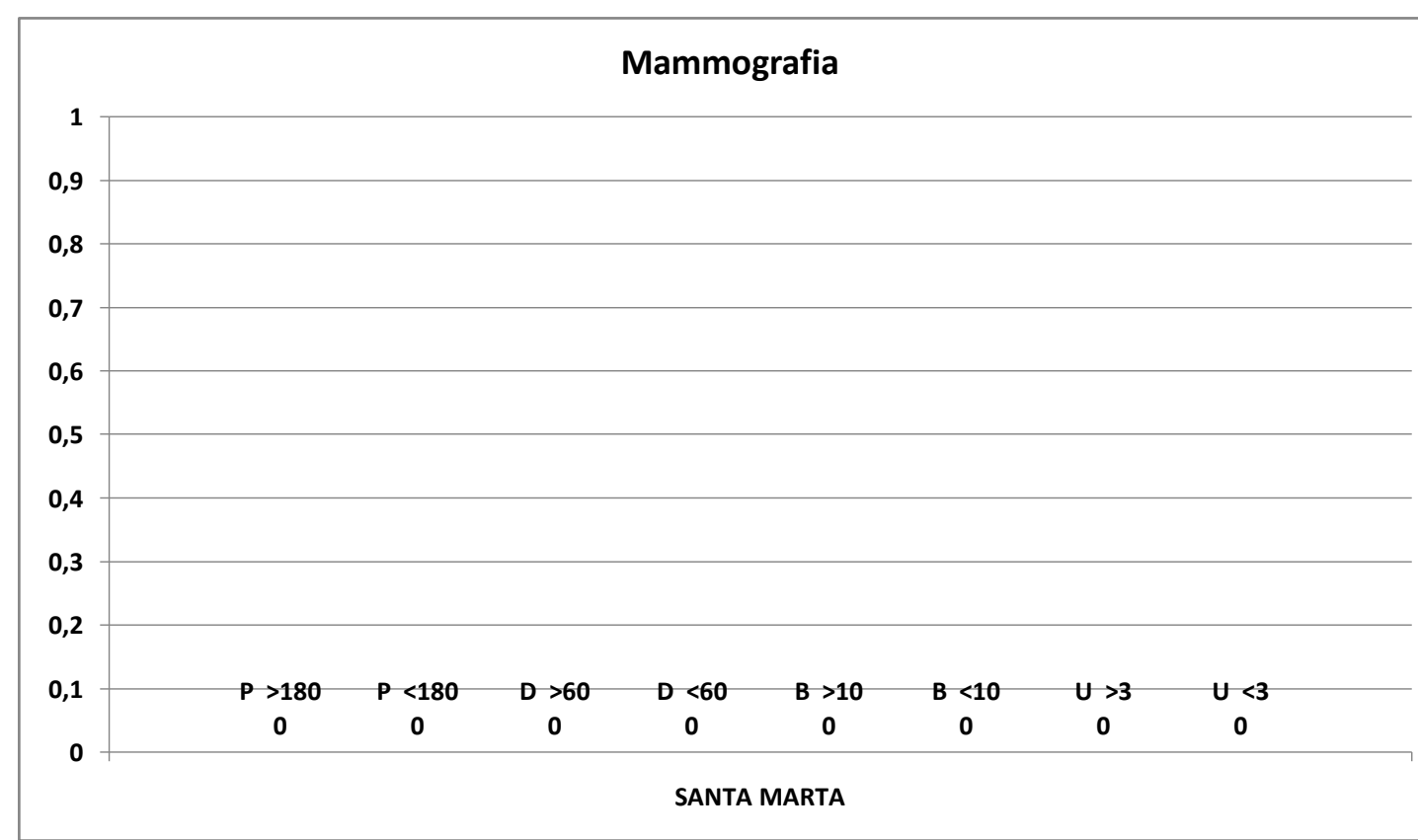
SANTO BAMBINO			
P >180	0	0,0	%
P <180	223	100,0	%
P Tot	223		
D >60	0	#####	%
D <60	0	#####	%
D Tot	0		
B >10	0	#####	%
B <10	0	#####	%
B Tot	0		
U >3	1	100,0	%
U <3	0	0,0	%
U Tot	1		



FERRAROTTO ALESSI			
P >180	0	#####	%
P <180	0	#####	%
P Tot	0		
D >60	0	#####	%
D <60	0	#####	%
D Tot	0		
B >10	0	#####	%
B <10	0	#####	%
B Tot	0		
U >3	0	#####	%
U <3	0	#####	%
U Tot	0		



SANTA MARTA			
P >180	0	#####	%
P <180	0	#####	%
P Tot	0		
D >60	0	#####	%
D <60	0	#####	%
D Tot	0		
B >10	0	#####	%
B <10	0	#####	%
B Tot	0		
U >3	0	#####	%
U <3	0	#####	%
U Tot	0		



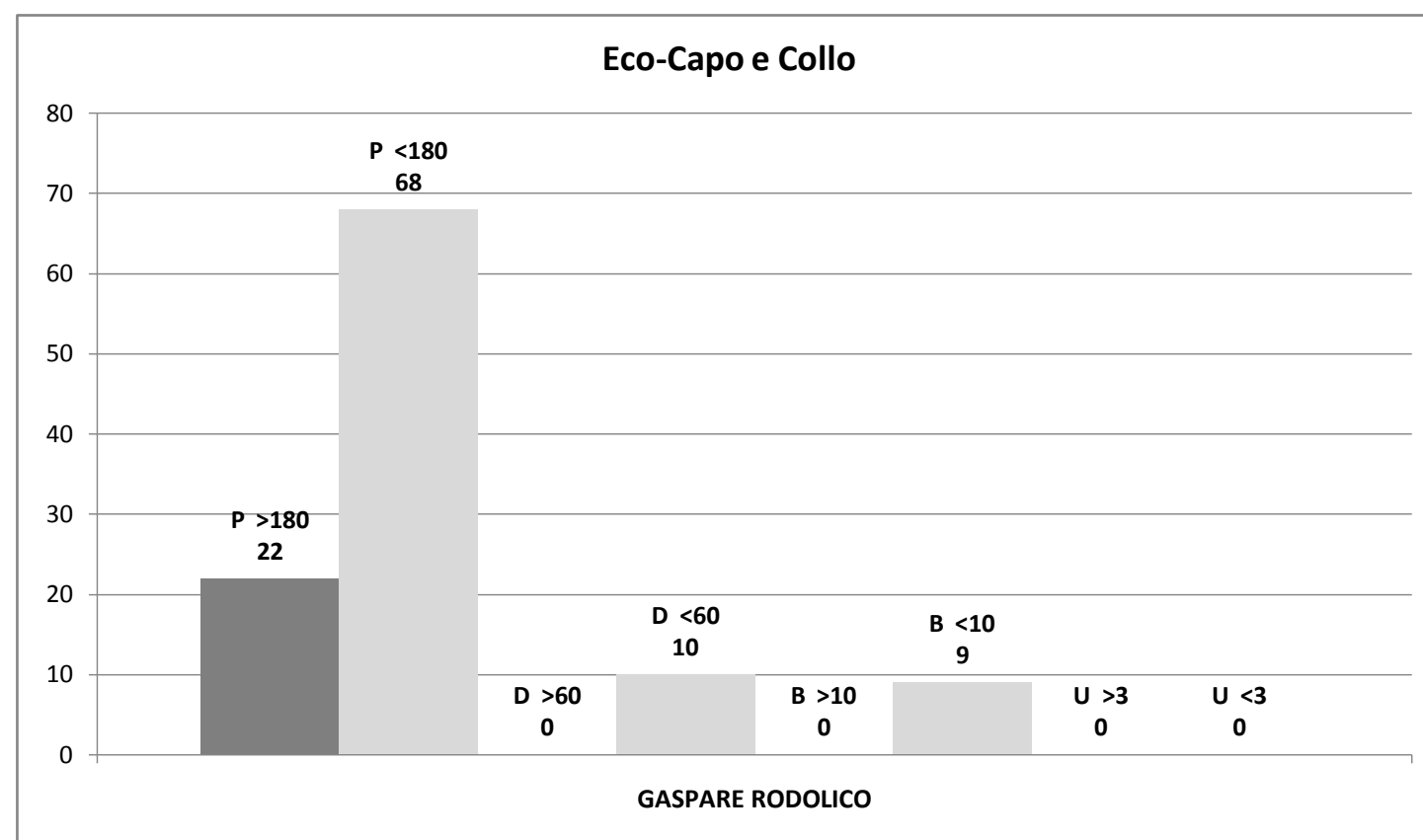
Tot. P:	223
Tot. D:	0
Tot. B:	0
Tot. U:	1
Tot. Prestazioni:	224
Tot. P >180:	0
Tot. D >60:	0
Tot. B >10:	0
Tot. U >3:	1
Tot. fuori tempo:	1

Il Responsabile del CUP – Aziendale  
Dott. Maurilio DANZI

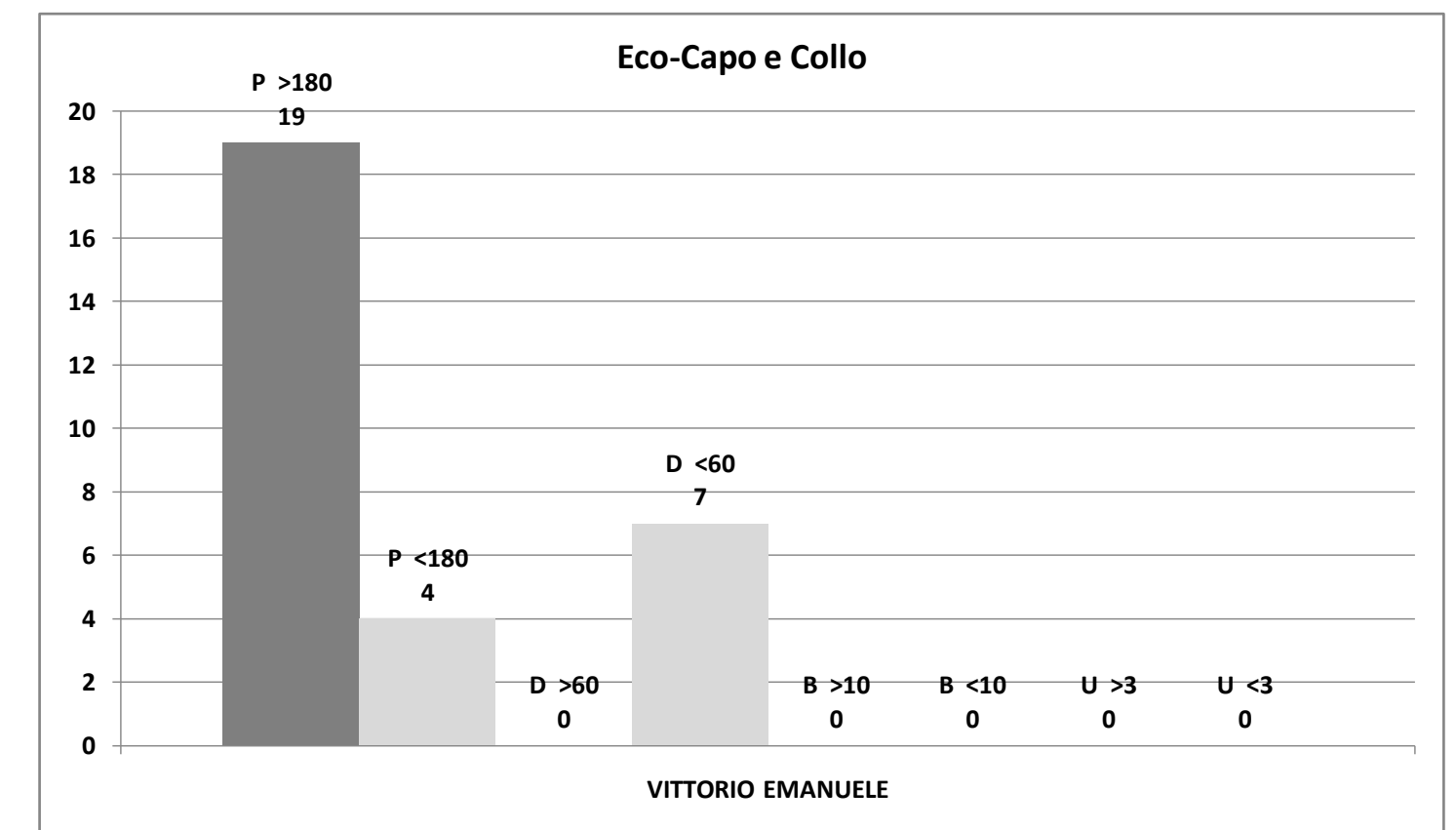
Rilevamento tempi d'attesa PRESTAZIONI CRITICHE, per codice priorità e per Presidi:

**maggio/2014**

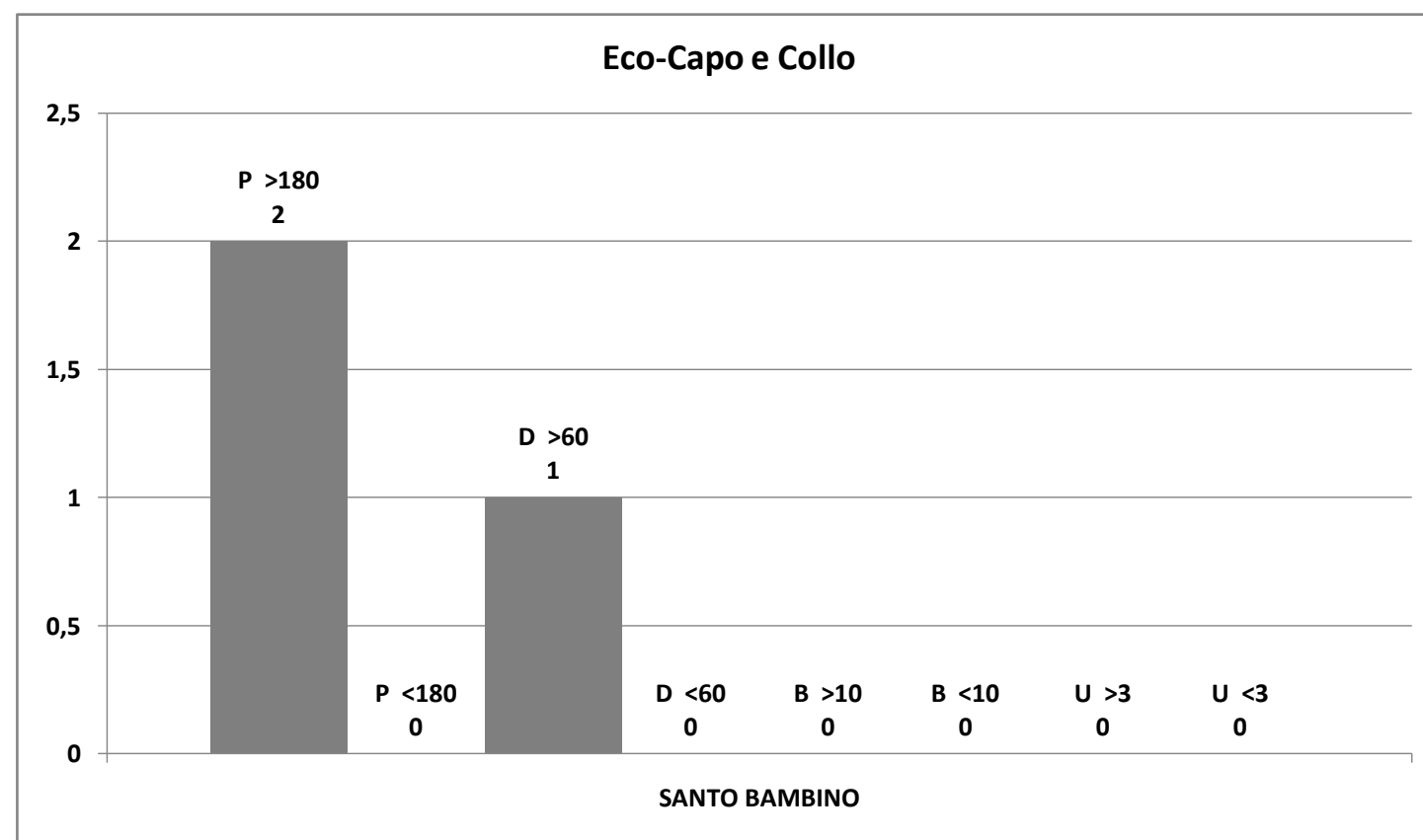
GASPARE RODOLICO			
P >180	22	24,4	%
P <180	68	75,6	%
P Tot	90		
D >60	0	0,0	%
D <60	10	100,0	%
D Tot	10		
B >10	0	0,0	%
B <10	9	100,0	%
B Tot	9		
U >3	0	#####	%
U <3	0	#####	%
U Tot	0		



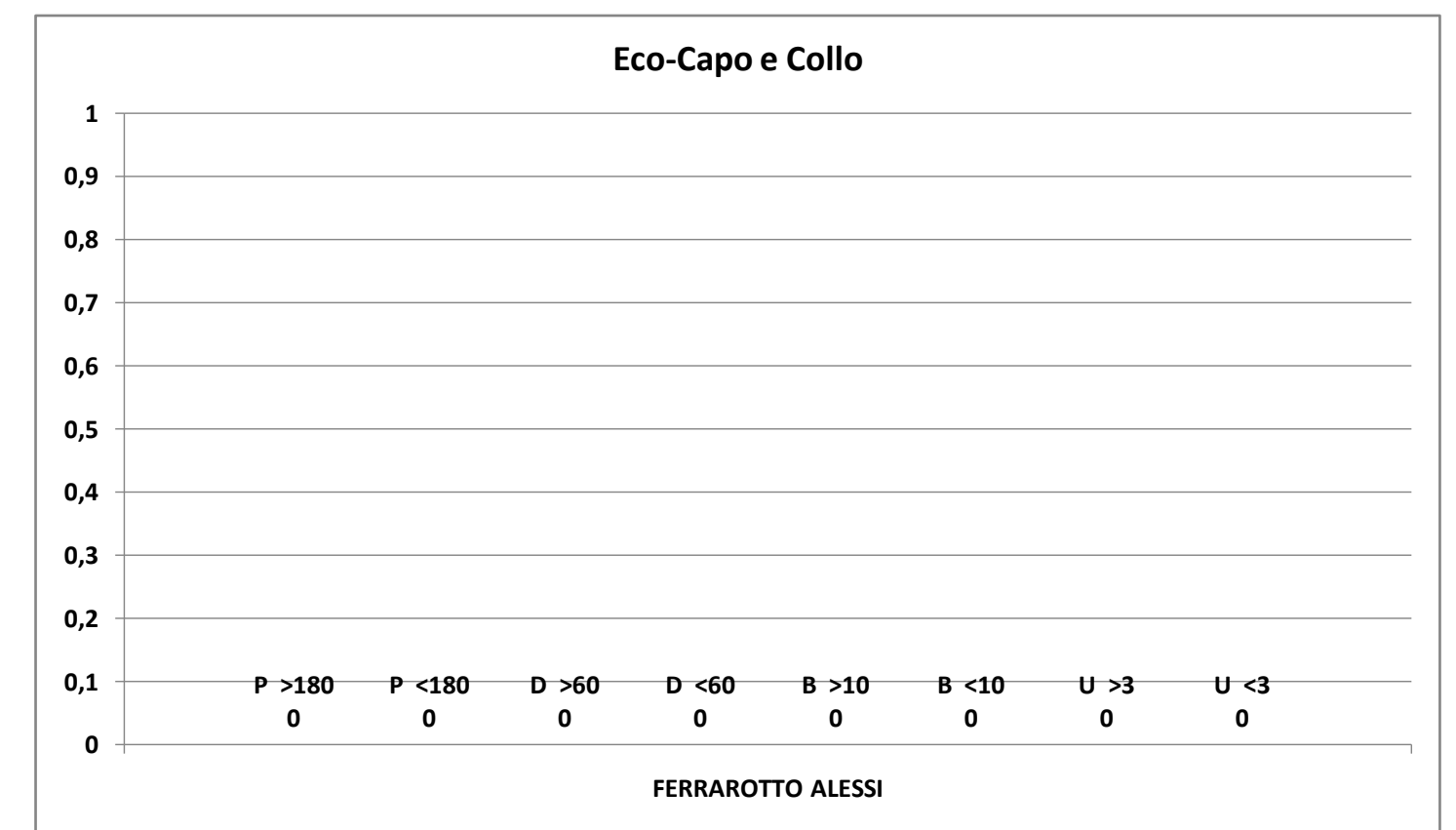
VITTORIO EMANUELE			
P >180	19	82,6	%
P <180	4	17,4	%
P Tot	23		
D >60	0	0,0	%
D <60	7	100,0	%
D Tot	7		
B >10	0	#####	%
B <10	0	#####	%
B Tot	0		
U >3	0	#####	%
U <3	0	#####	%
U Tot	0		



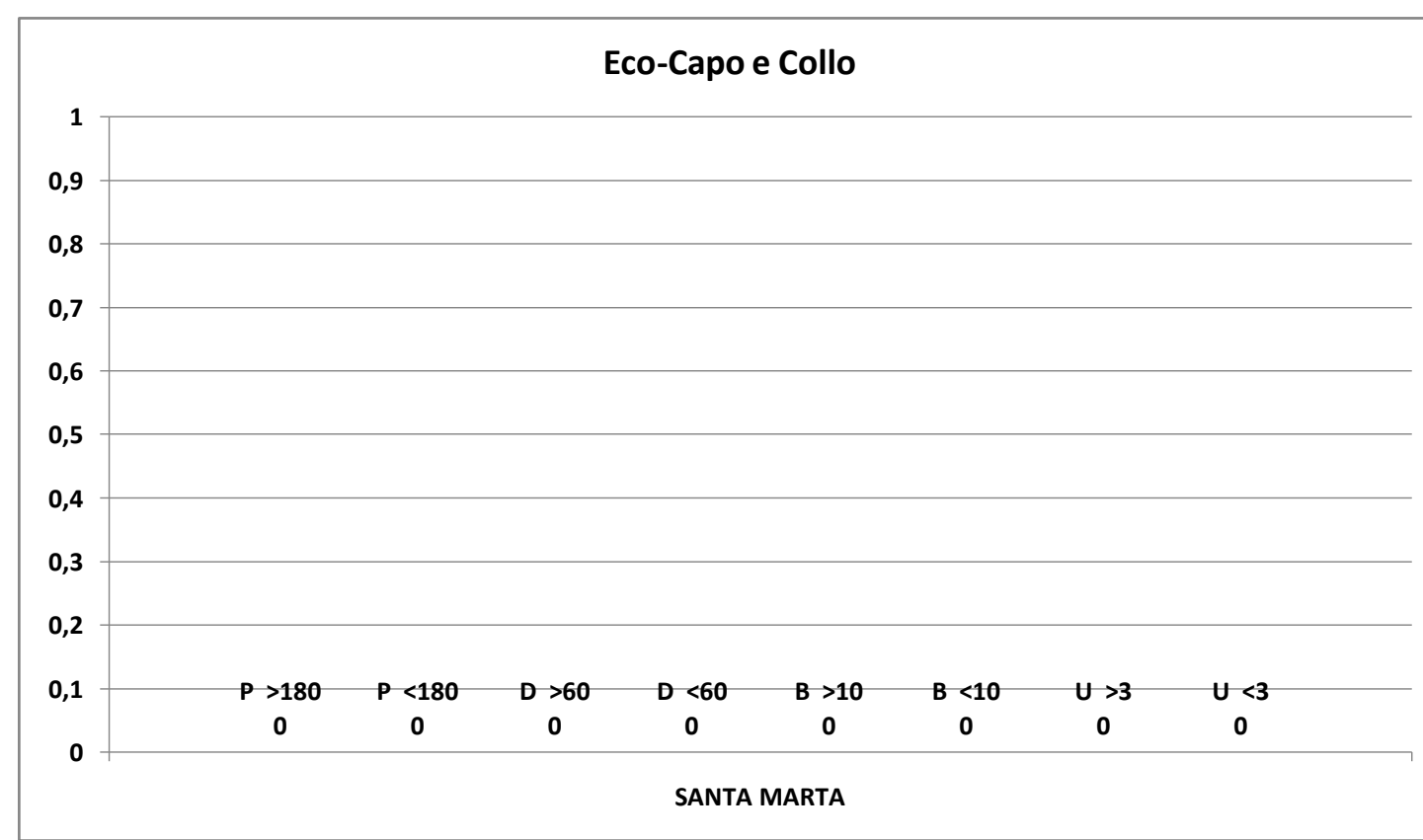
SANTO BAMBINO			
P >180	2	100,0	%
P <180	0	0,0	%
P Tot	2		
D >60	1	100,0	%
D <60	0	0,0	%
D Tot	1		
B >10	0	#####	%
B <10	0	#####	%
B Tot	0		
U >3	0	#####	%
U <3	0	#####	%
U Tot	0		



FERRAROTTO ALESSI			
P >180	0	#####	%
P <180	0	#####	%
P Tot	0		
D >60	0	#####	%
D <60	0	#####	%
D Tot	0		
B >10	0	#####	%
B <10	0	#####	%
B Tot	0		
U >3	0	#####	%
U <3	0	#####	%
U Tot	0		



SANTA MARTA			
P >180	0	#####	%
P <180	0	#####	%
P Tot	0		
D >60	0	#####	%
D <60	0	#####	%
D Tot	0		
B >10	0	#####	%
B <10	0	#####	%
B Tot	0		
U >3	0	#####	%
U <3	0	#####	%
U Tot	0		



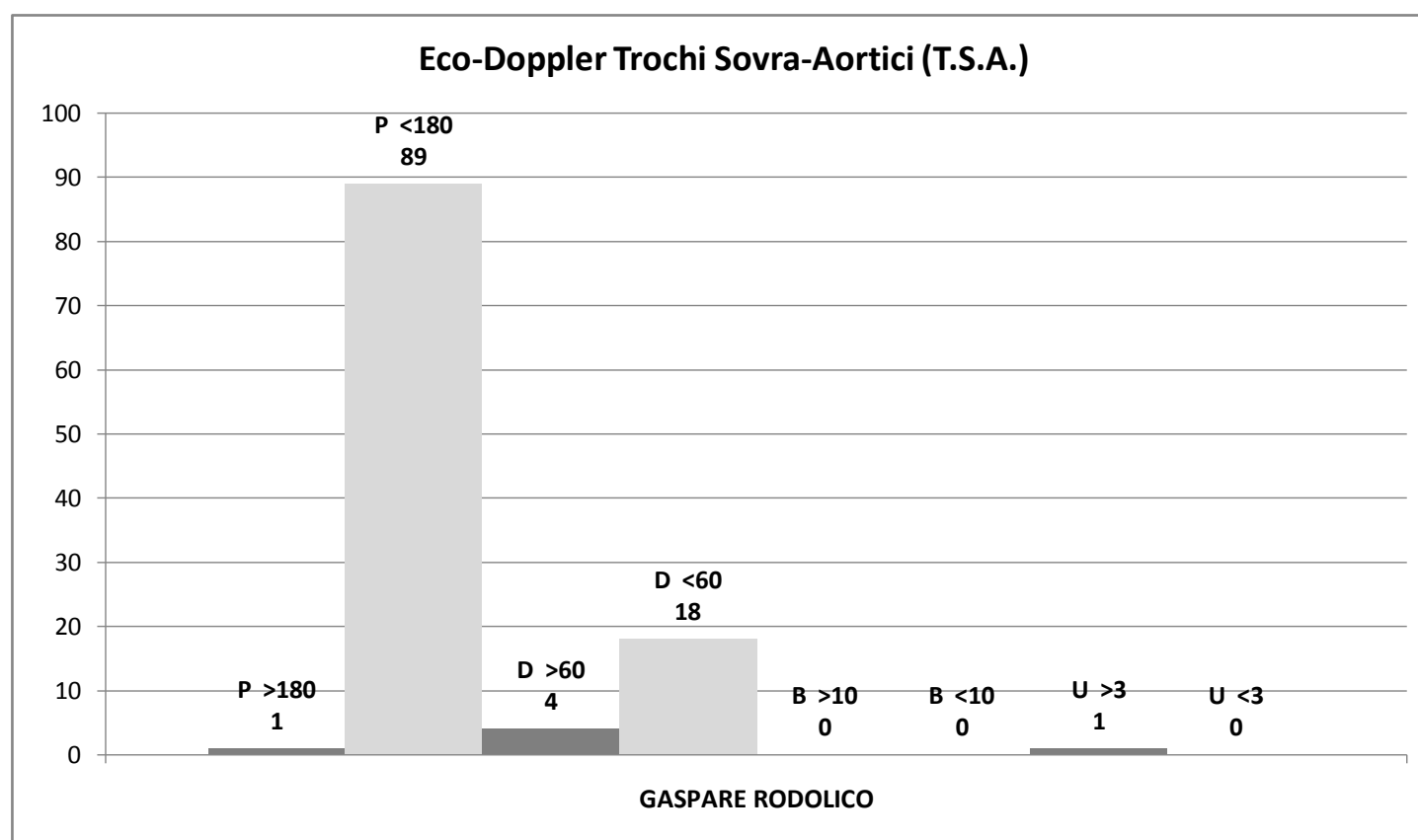
Tot. P:	115
Tot. D:	18
Tot. B:	9
Tot. U:	0
Tot. Prestazioni:	142
Tot. P >180:	43
Tot. D >60:	1
Tot. B >10:	0
Tot. U >3:	0
Tot. fuori tempo:	44

Il Responsabile del CUP – Aziendale  
Dott. Maurilio DANZI

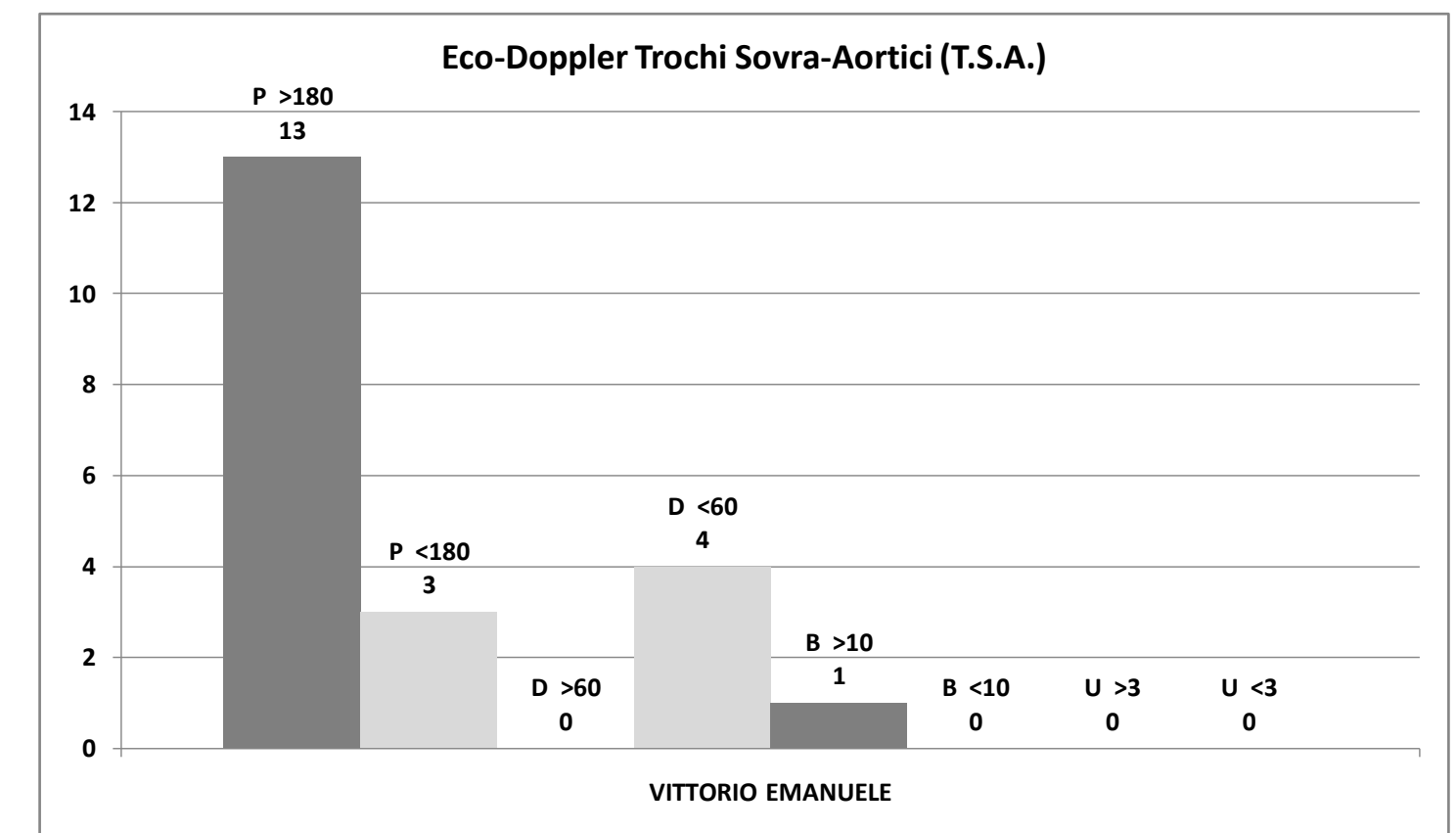
Rilevamento tempi d'attesa PRESTAZIONI CRITICHE, per codice priorità e per Presidi:

**maggio/2014**

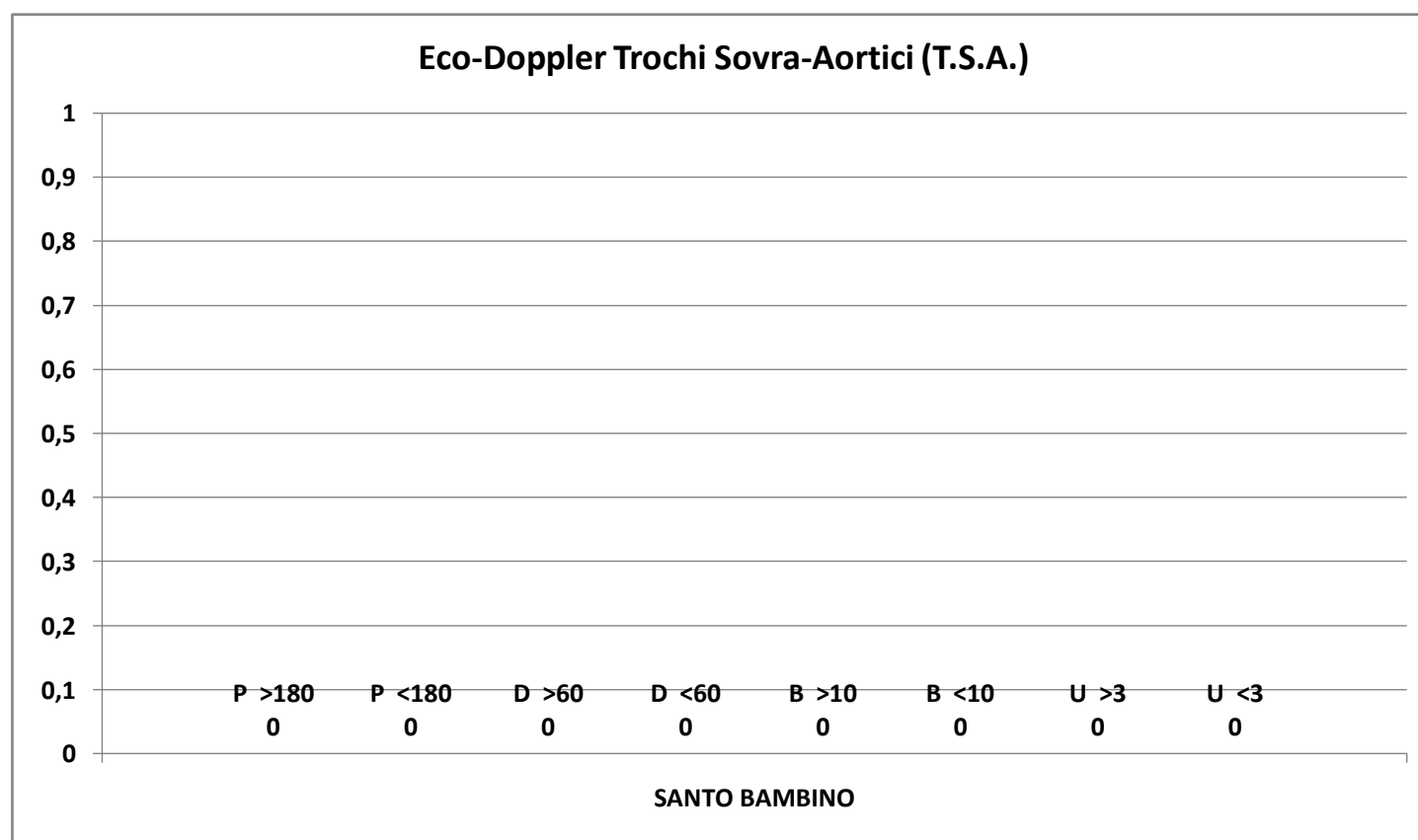
GASPARE RODOLICO			
P >180	1	1,1	%
P <180	89	98,9	%
P Tot	90		
D >60	4	18,2	%
D <60	18	81,8	%
D Tot	22		
B >10	0	#####	%
B <10	0	#####	%
B Tot	0		
U >3	1	100,0	%
U <3	0	0,0	%
U Tot	1		



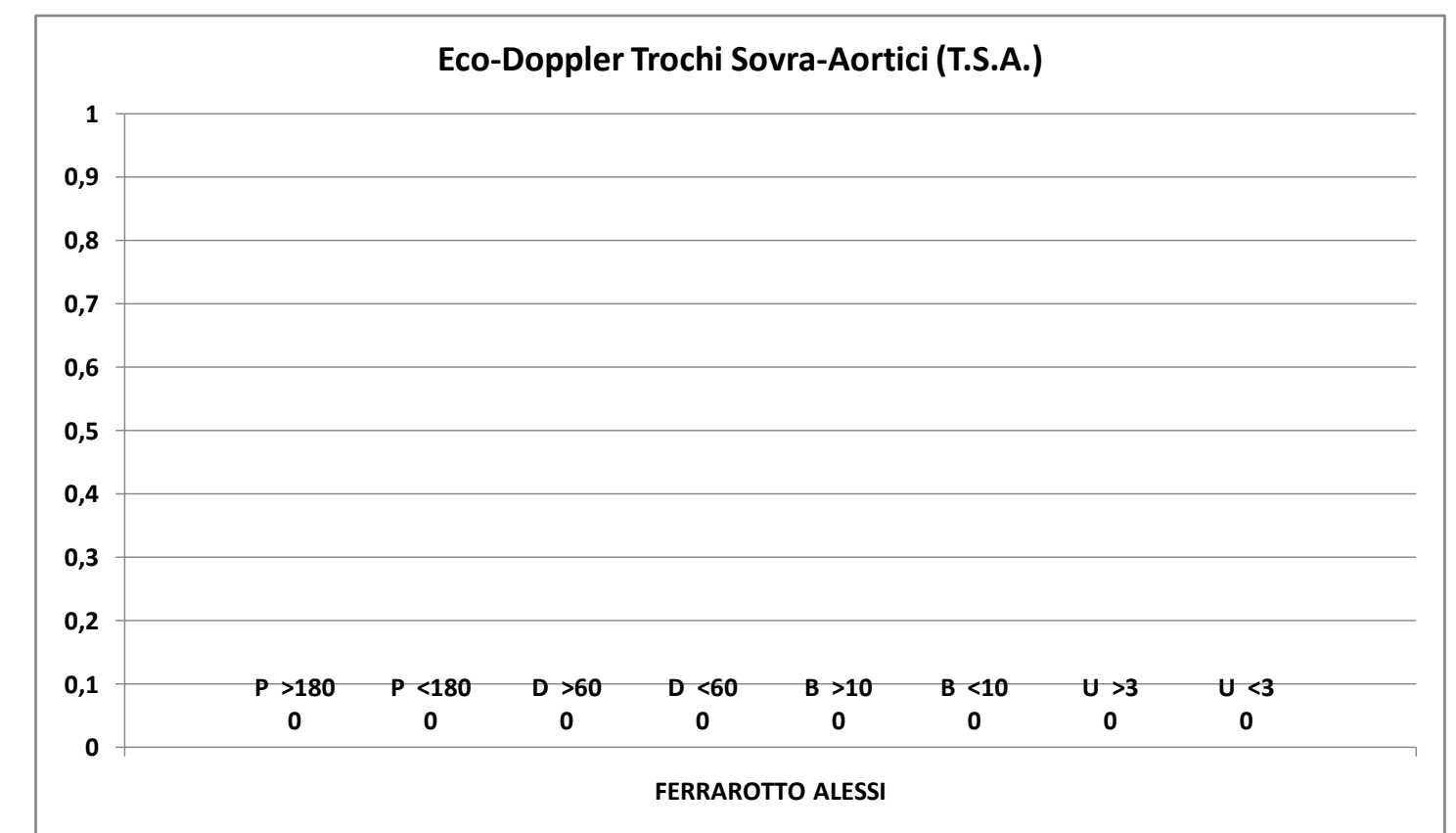
VITTORIO EMANUELE			
P >180	13	81,3	%
P <180	3	18,8	%
P Tot	16		
D >60	0	0,0	%
D <60	4	100,0	%
D Tot	4		
B >10	1	100,0	%
B <10	0	0,0	%
B Tot	1		
U >3	0	#####	%
U <3	0	#####	%
U Tot	0		



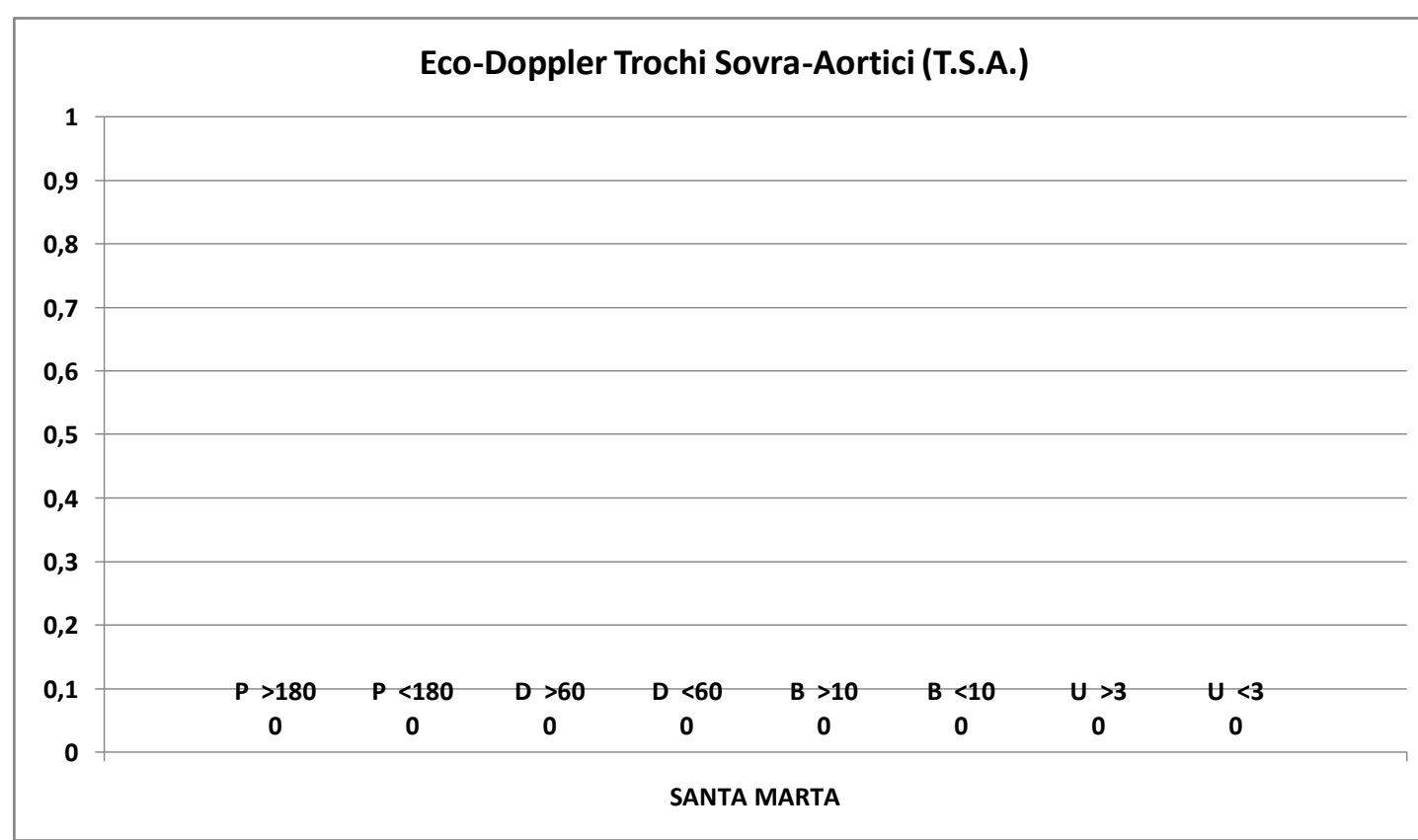
SANTO BAMBINO			
P >180	0	#####	%
P <180	0	#####	%
P Tot	0		
D >60	0	#####	%
D <60	0	#####	%
D Tot	0		
B >10	0	#####	%
B <10	0	#####	%
B Tot	0		
U >3	0	#####	%
U <3	0	#####	%
U Tot	0		



FERRAROTTO ALESSI			
P >180	0	#####	%
P <180	0	#####	%
P Tot	0		
D >60	0	#####	%
D <60	0	#####	%
D Tot	0		
B >10	0	#####	%
B <10	0	#####	%
B Tot	0		
U >3	0	#####	%
U <3	0	#####	%
U Tot	0		



SANTA MARTA			
P >180	0	#####	%
P <180	0	#####	%
P Tot	0		
D >60	0	#####	%
D <60	0	#####	%
D Tot	0		
B >10	0	#####	%
B <10	0	#####	%
B Tot	0		
U >3	0	#####	%
U <3	0	#####	%
U Tot	0		



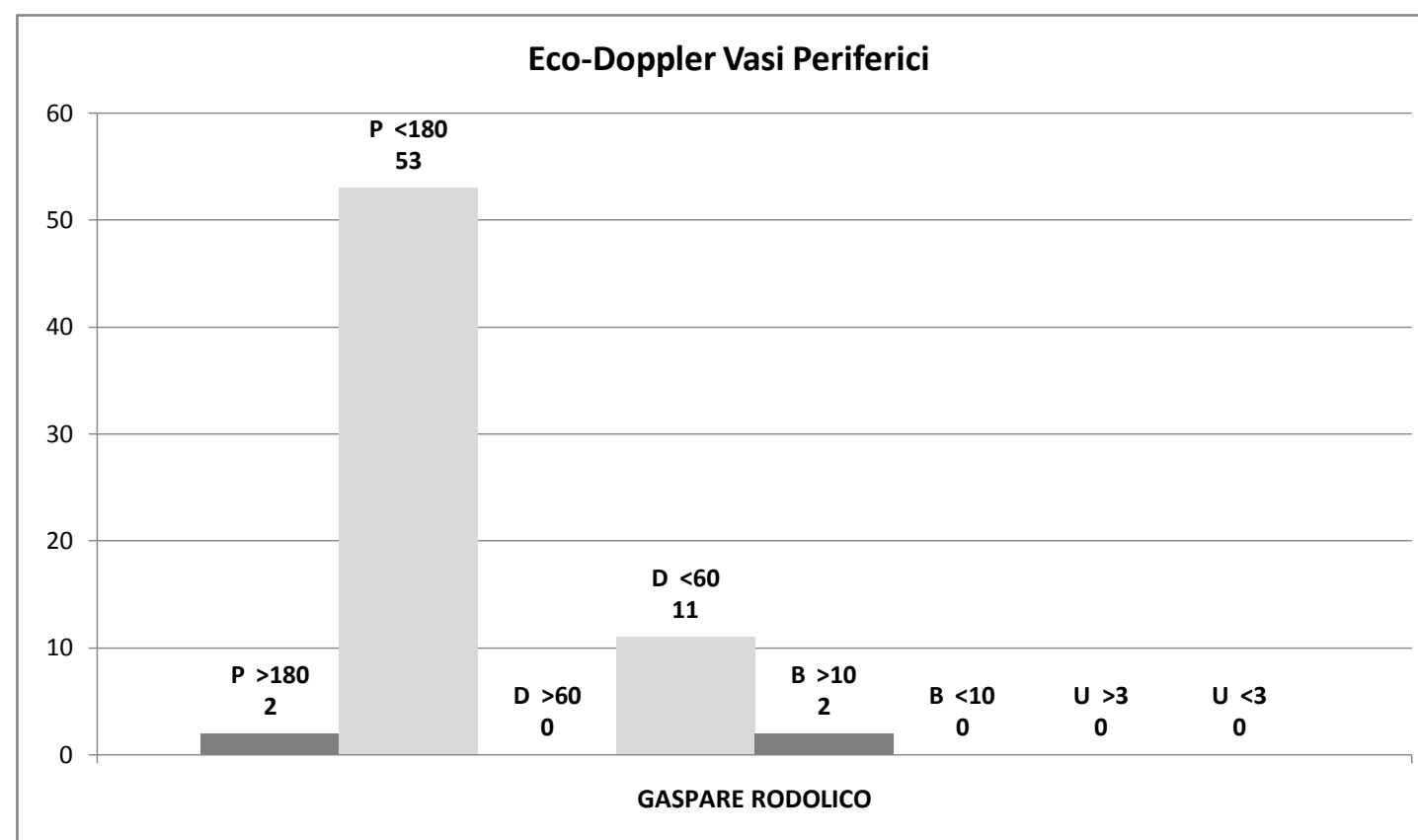
Tot. P:	106
Tot. D:	26
Tot. B:	1
Tot. U:	1
Tot. Prestazioni:	134
Tot. P >180:	14
Tot. D >60:	4
Tot. B >10:	1
Tot. U >3:	1
Tot. fuori tempo:	20

Il Responsabile del CUP – Aziendale  
Dott. Maurilio DANZI

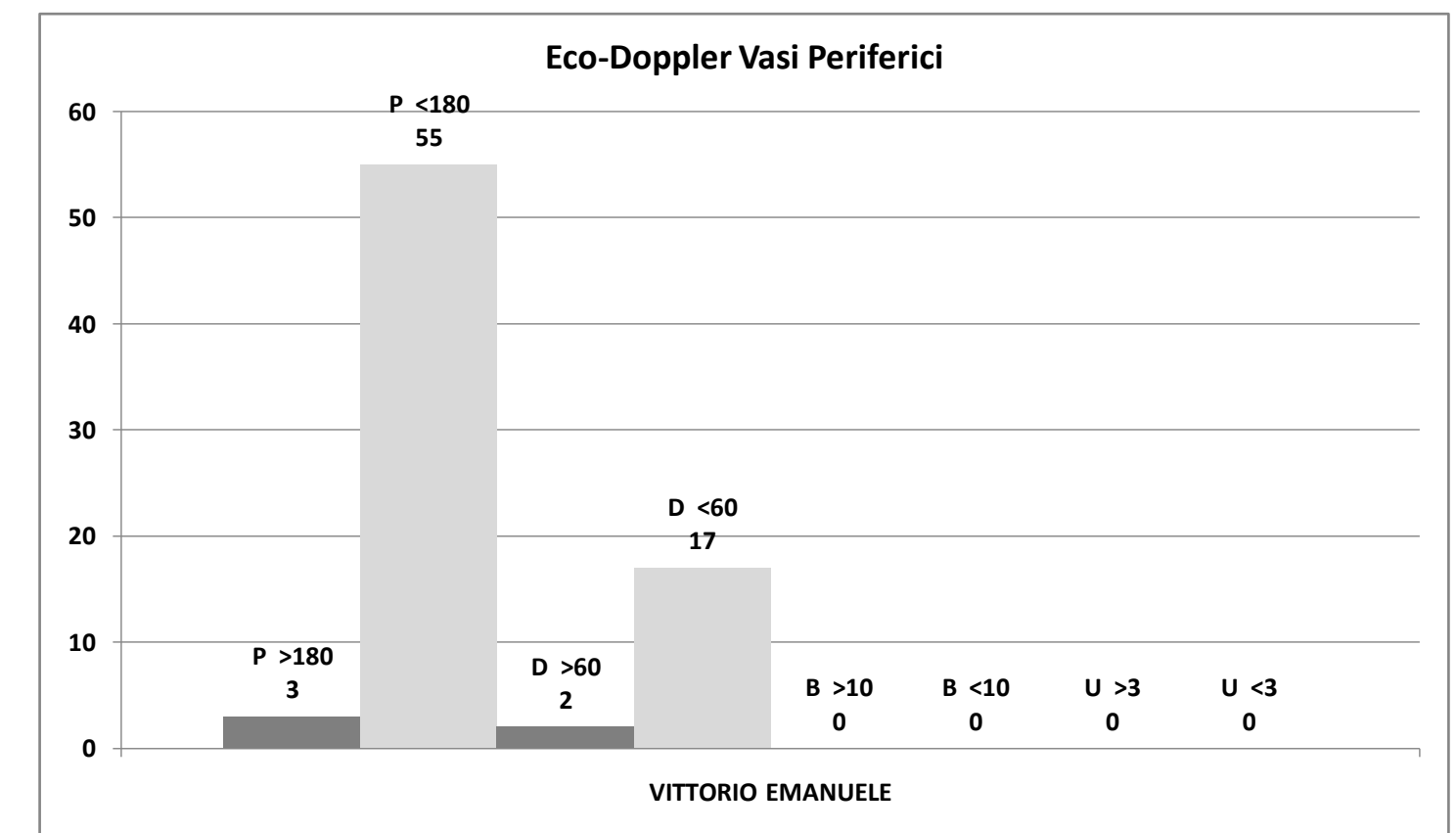
Rilevamento tempi d'attesa PRESTAZIONI CRITICHE, per codice priorità e per Presidi:

**maggio/2014**

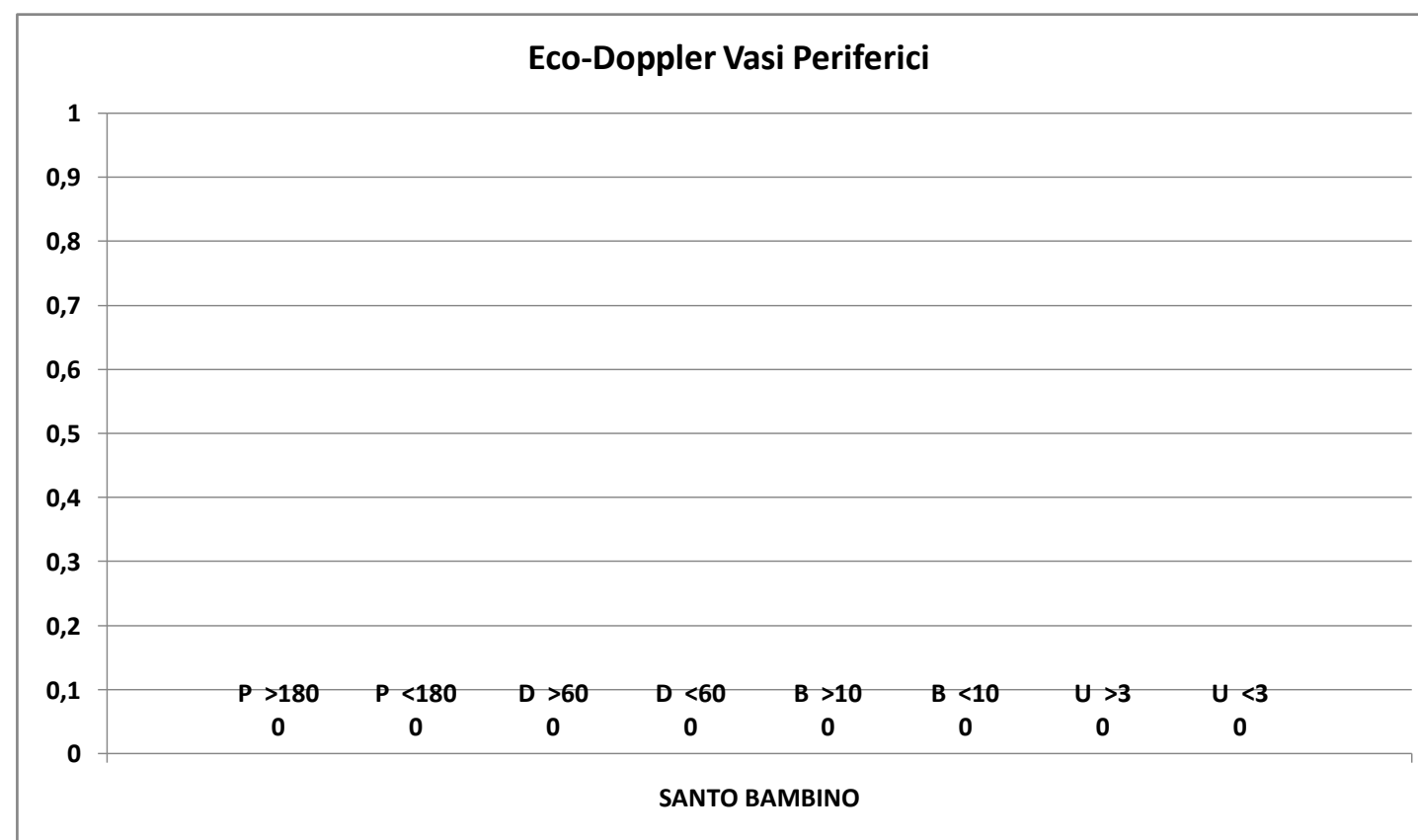
GASPARE RODOLICO			
P >180	2	3,6	%
P <180	53	96,4	%
P Tot	55		
D >60	0	0,0	%
D <60	11	100,0	%
D Tot	11		
B >10	2	100,0	%
B <10	0	0,0	%
B Tot	2		
U >3	0	#####	%
U <3	0	#####	%
U Tot	0		



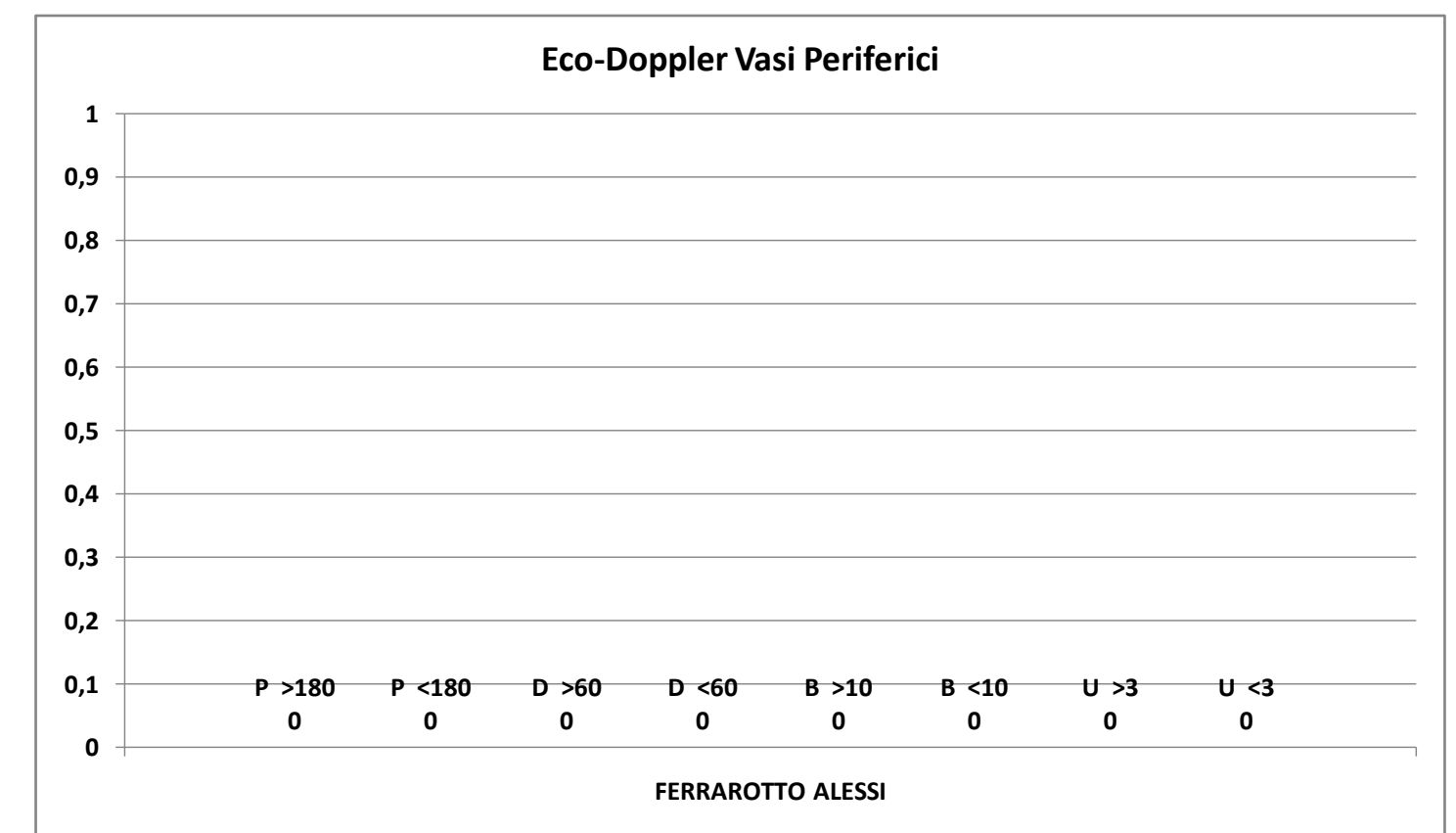
VITTORIO EMANUELE			
P >180	3	5,2	%
P <180	55	94,8	%
P Tot	58		
D >60	2	10,5	%
D <60	17	89,5	%
D Tot	19		
B >10	0	#####	%
B <10	0	#####	%
B Tot	0		
U >3	0	#####	%
U <3	0	#####	%
U Tot	0		



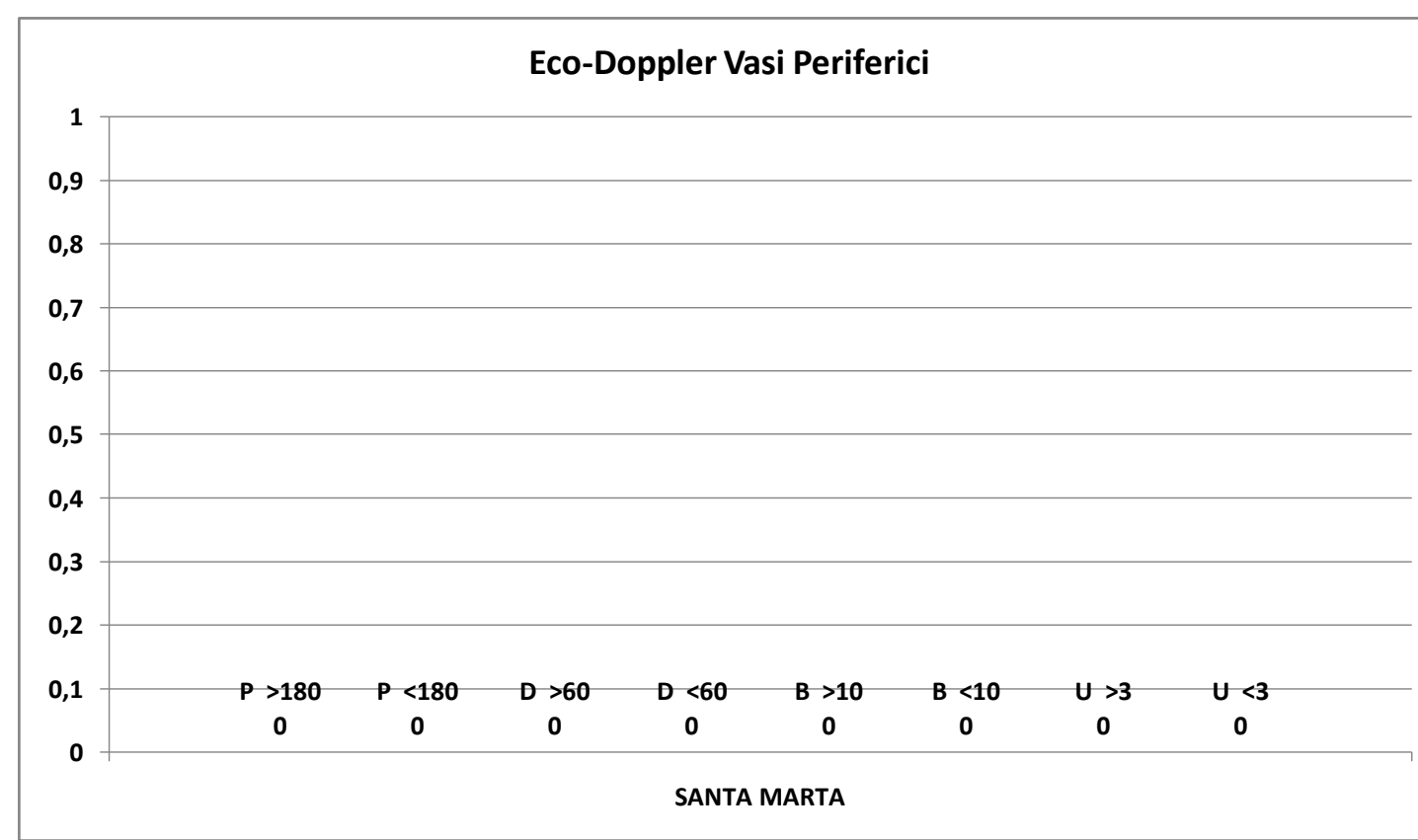
SANTO BAMBINO			
P >180	0	#####	%
P <180	0	#####	%
P Tot	0		
D >60	0	#####	%
D <60	0	#####	%
D Tot	0		
B >10	0	#####	%
B <10	0	#####	%
B Tot	0		
U >3	0	#####	%
U <3	0	#####	%
U Tot	0		



FERRAROTTO ALESSI			
P >180	0	#####	%
P <180	0	#####	%
P Tot	0		
D >60	0	#####	%
D <60	0	#####	%
D Tot	0		
B >10	0	#####	%
B <10	0	#####	%
B Tot	0		
U >3	0	#####	%
U <3	0	#####	%
U Tot	0		



SANTA MARTA			
P >180	0	#####	%
P <180	0	#####	%
P Tot	0		
D >60	0	#####	%
D <60	0	#####	%
D Tot	0		
B >10	0	#####	%
B <10	0	#####	%
B Tot	0		
U >3	0	#####	%
U <3	0	#####	%
U Tot	0		



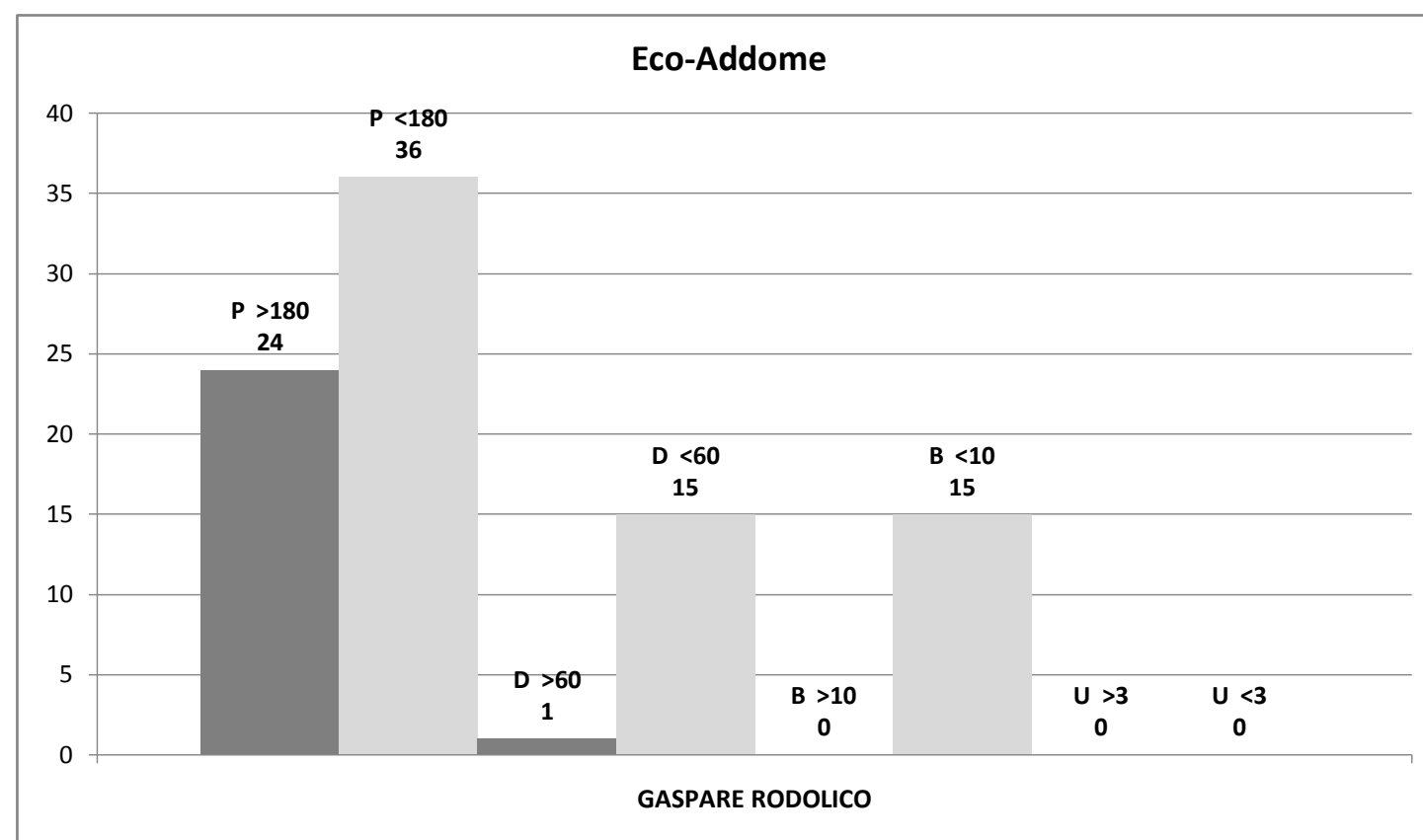
Tot. P:	113
Tot. D:	30
Tot. B:	2
Tot. U:	0
Tot. Prestazioni:	145
Tot. P >180:	5
Tot. D >60:	2
Tot. B >10:	2
Tot. U >3:	0
Tot. fuori tempo:	9

Il Responsabile del CUP – Aziendale  
Dott. Maurilio DANZI

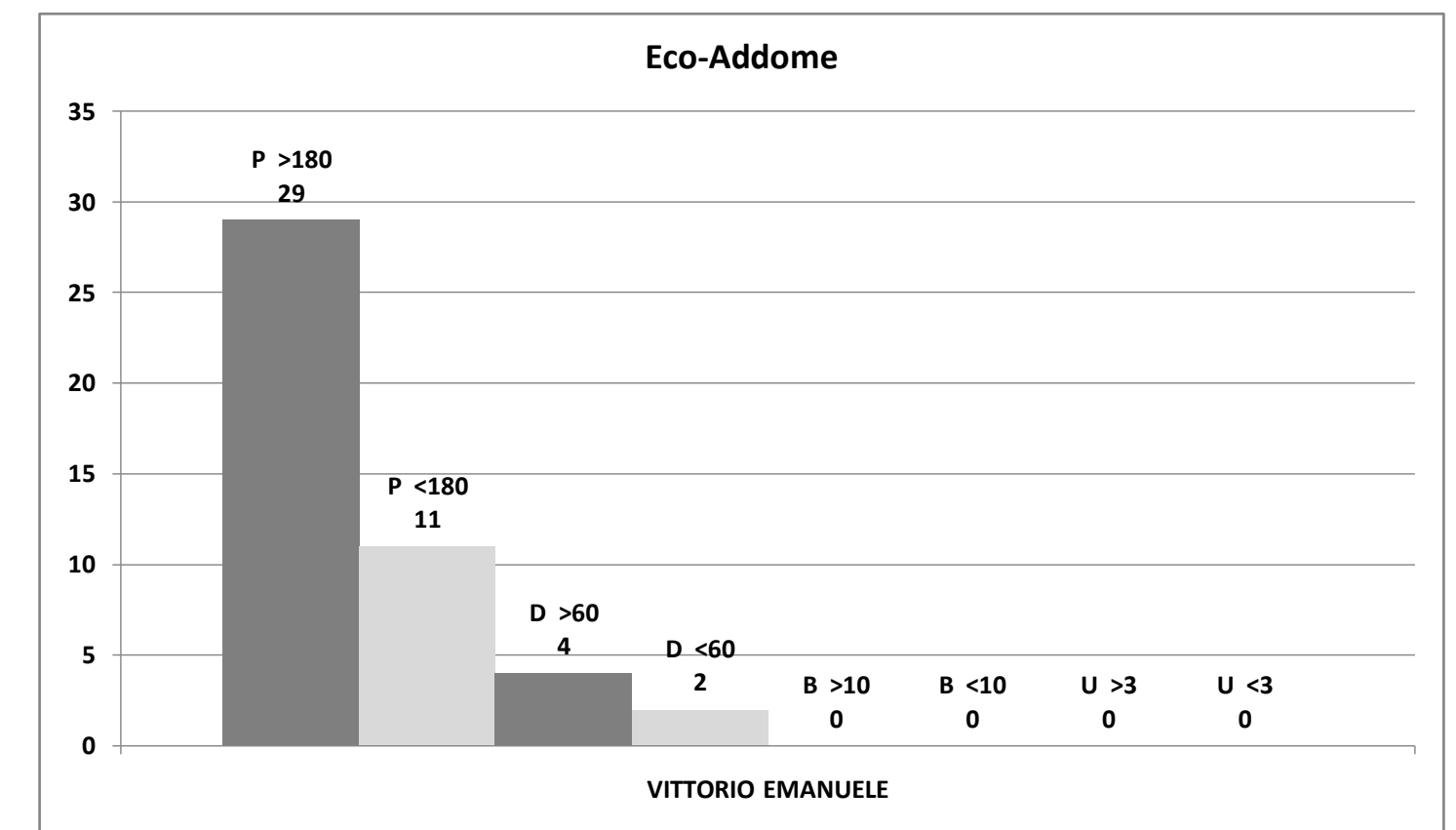
Rilevamento tempi d'attesa PRESTAZIONI CRITICHE, per codice priorità e per Presidi:

**maggio/2014**

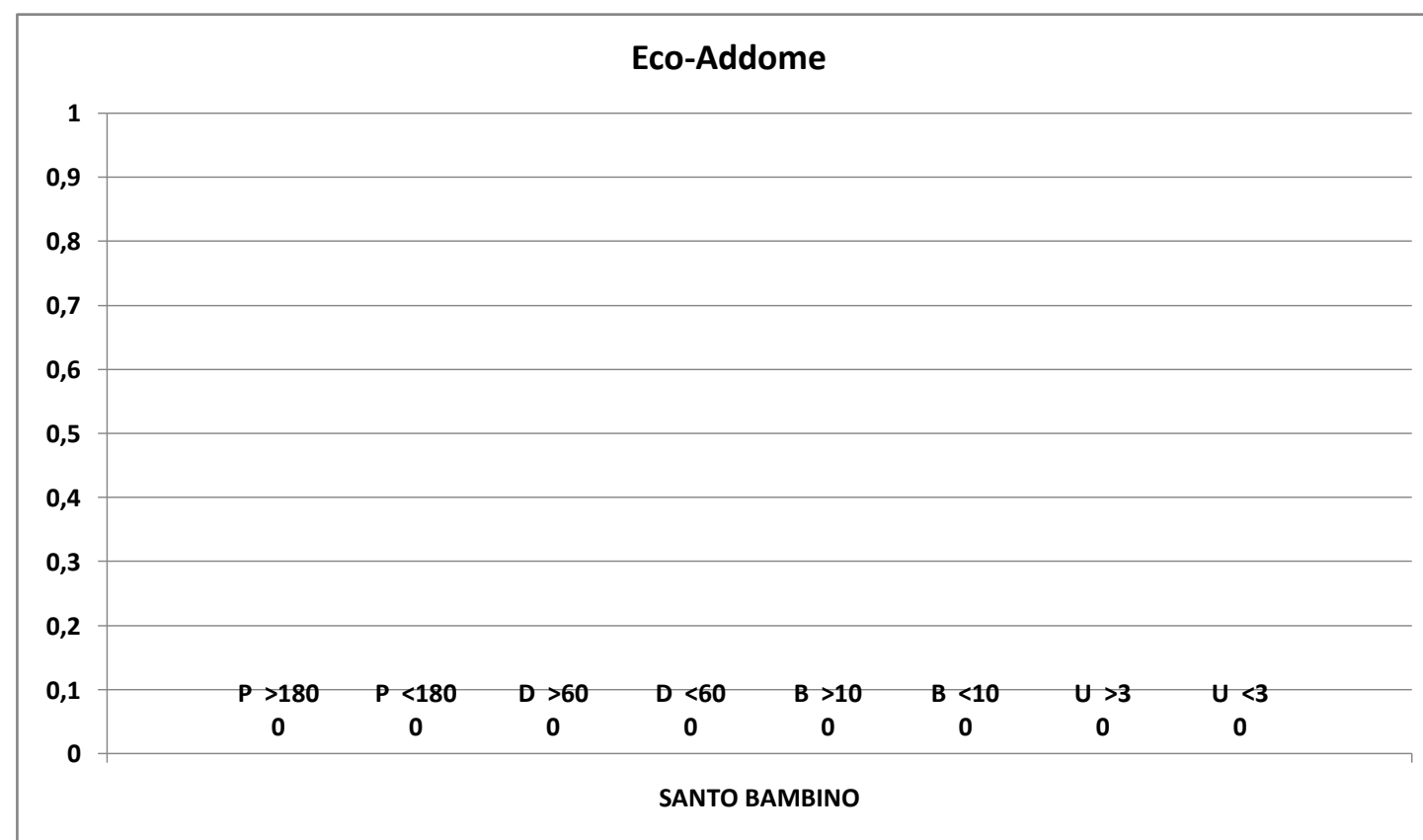
GASPARE RODOLICO			
P >180	24	40,0	%
P <180	36	60,0	%
P Tot	60		
D >60	1	6,3	%
D <60	15	93,8	%
D Tot	16		
B >10	0	0,0	%
B <10	15	100,0	%
B Tot	15		
U >3	0	#####	%
U <3	0	#####	%
U Tot	0		



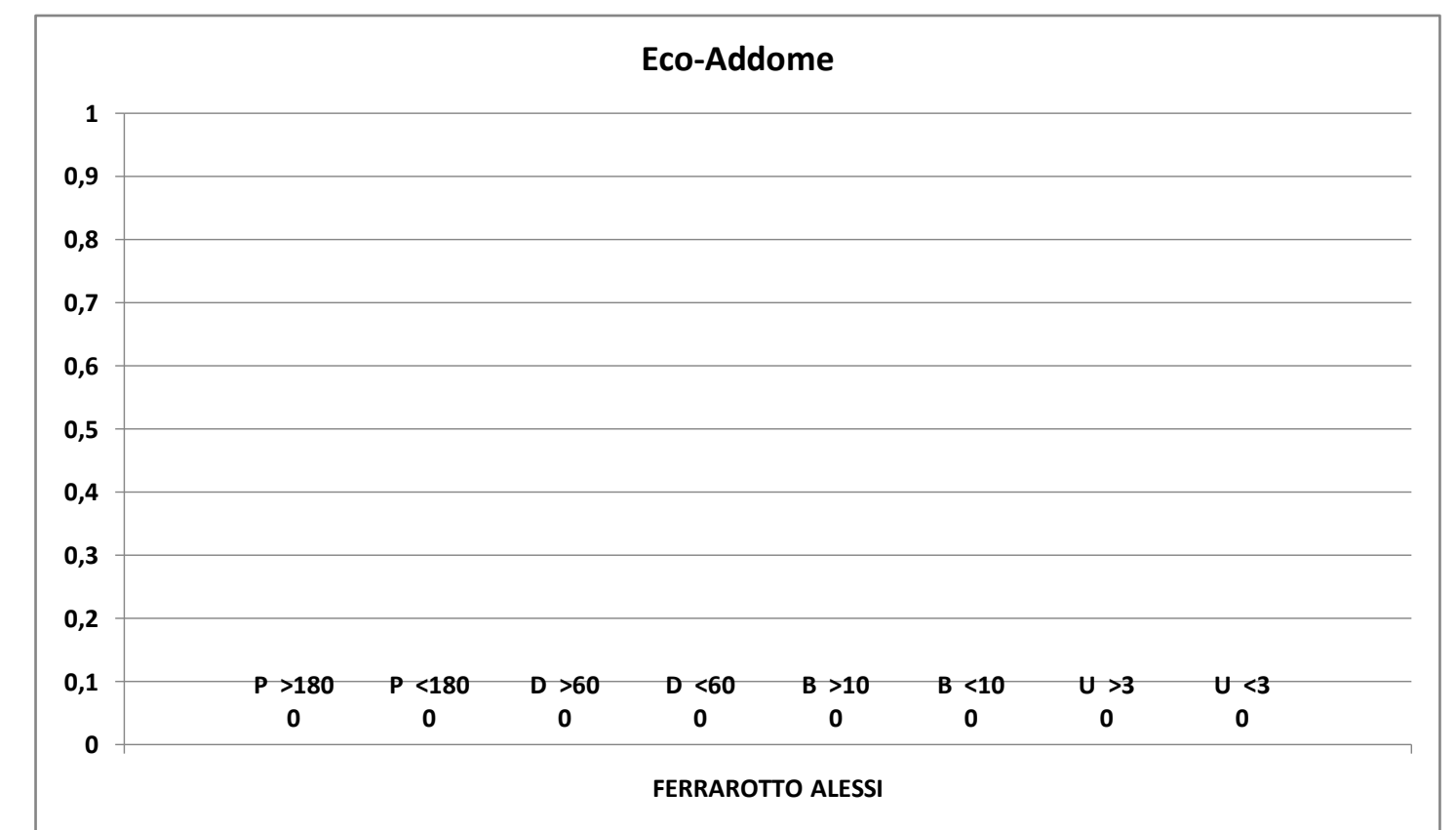
VITTORIO EMANUELE			
P >180	29	72,5	%
P <180	11	27,5	%
P Tot	40		
D >60	4	66,7	%
D <60	2	33,3	%
D Tot	6		
B >10	0	#####	%
B <10	0	#####	%
B Tot	0		
U >3	0	#####	%
U <3	0	#####	%
U Tot	0		



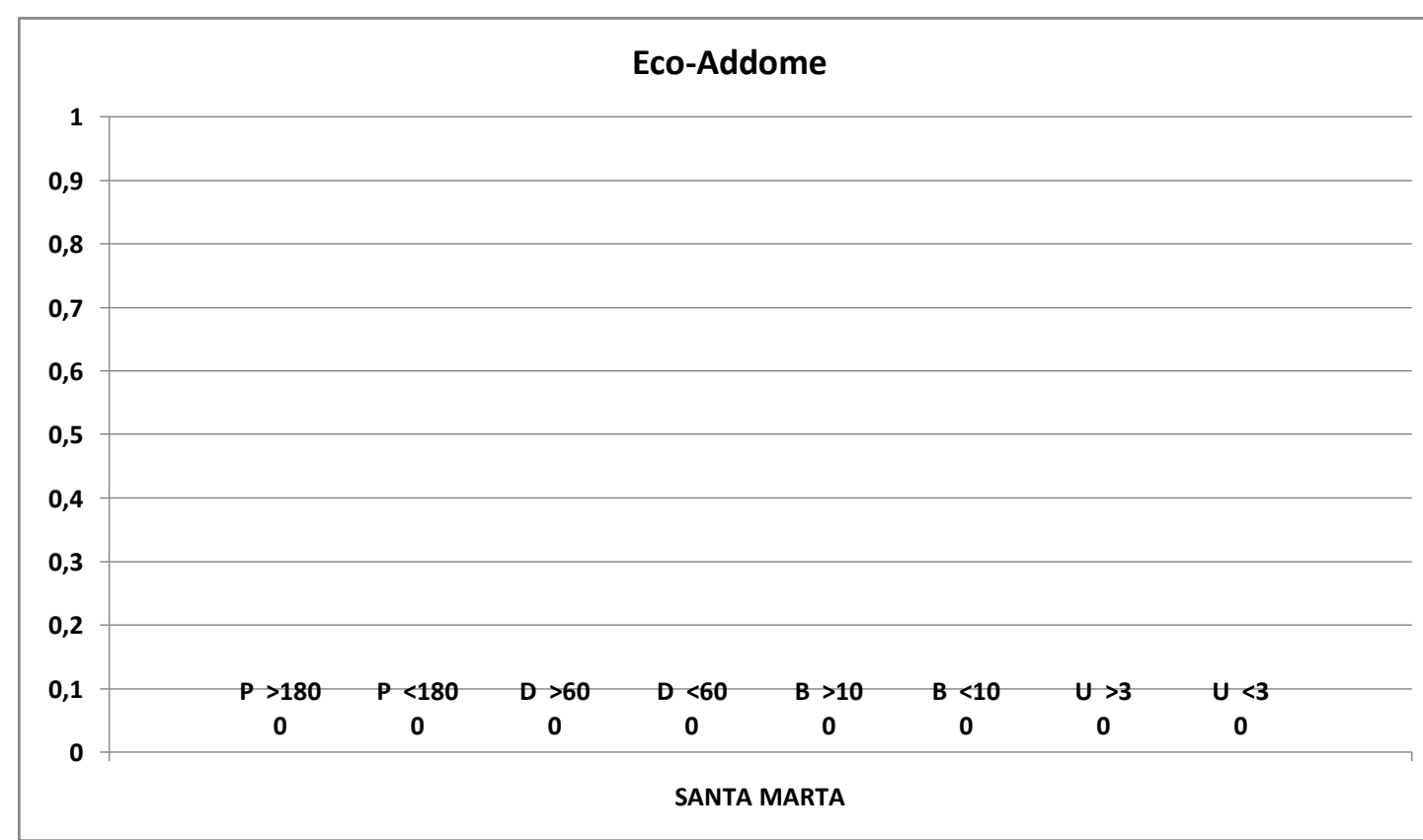
SANTO BAMBINO			
P >180	0	#####	%
P <180	0	#####	%
P Tot	0		
D >60	0	#####	%
D <60	0	#####	%
D Tot	0		
B >10	0	#####	%
B <10	0	#####	%
B Tot	0		
U >3	0	#####	%
U <3	0	#####	%
U Tot	0		



FERRAROTTO ALESSI			
P >180	0	#####	%
P <180	0	#####	%
P Tot	0		
D >60	0	#####	%
D <60	0	#####	%
D Tot	0		
B >10	0	#####	%
B <10	0	#####	%
B Tot	0		
U >3	0	#####	%
U <3	0	#####	%
U Tot	0		



SANTA MARTA			
P >180	0	#####	%
P <180	0	#####	%
P Tot	0		
D >60	0	#####	%
D <60	0	#####	%
D Tot	0		
B >10	0	#####	%
B <10	0	#####	%
B Tot	0		
U >3	0	#####	%
U <3	0	#####	%
U Tot	0		



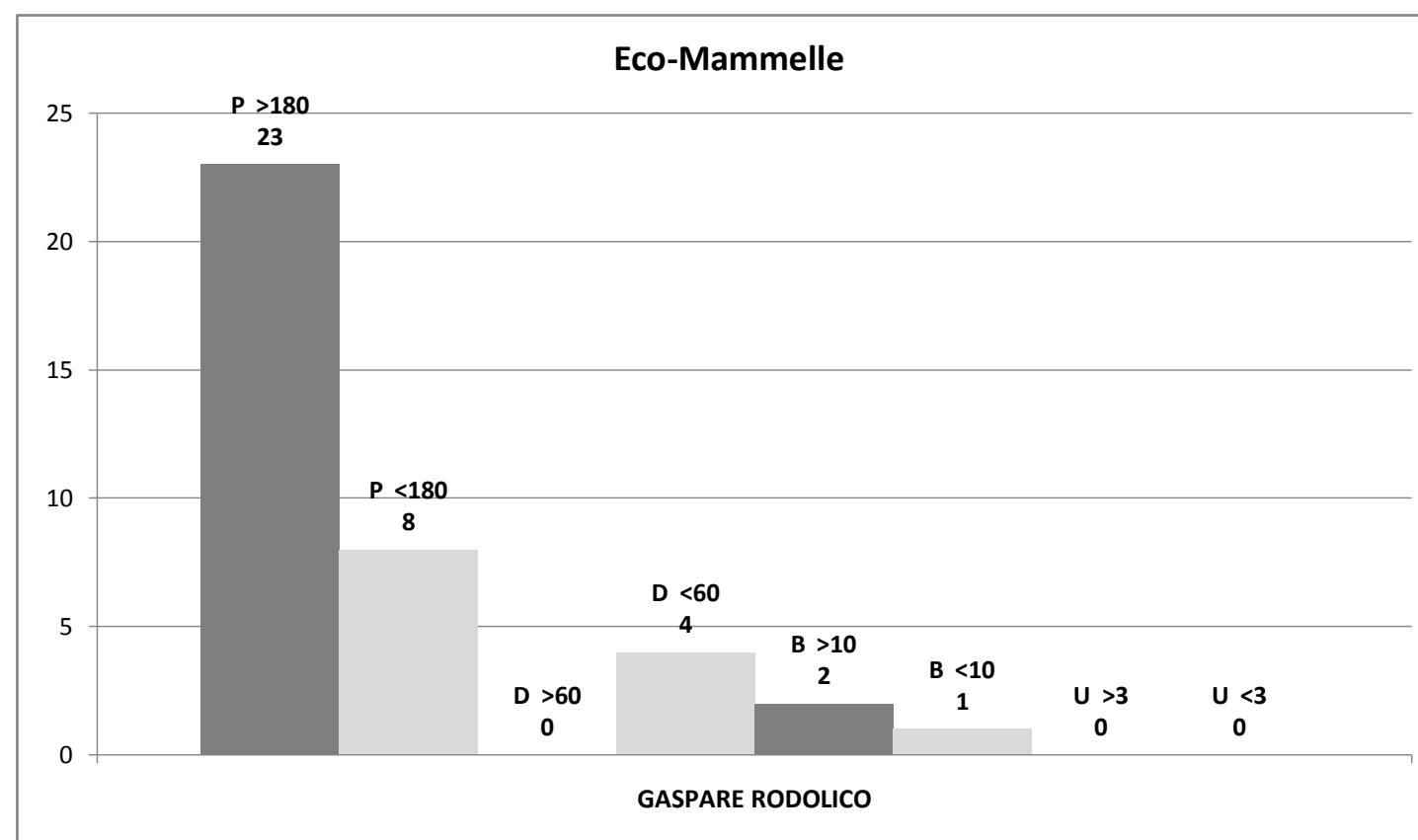
Tot. P:	100
Tot. D:	22
Tot. B:	15
Tot. U:	0
Tot. Prestazioni:	137
Tot. P >180:	53
Tot. D >60:	5
Tot. B >10:	0
Tot. U >3:	0
Tot. fuori tempo:	58

Il Responsabile del CUP – Aziendale  
Dott. Maurilio DANZI

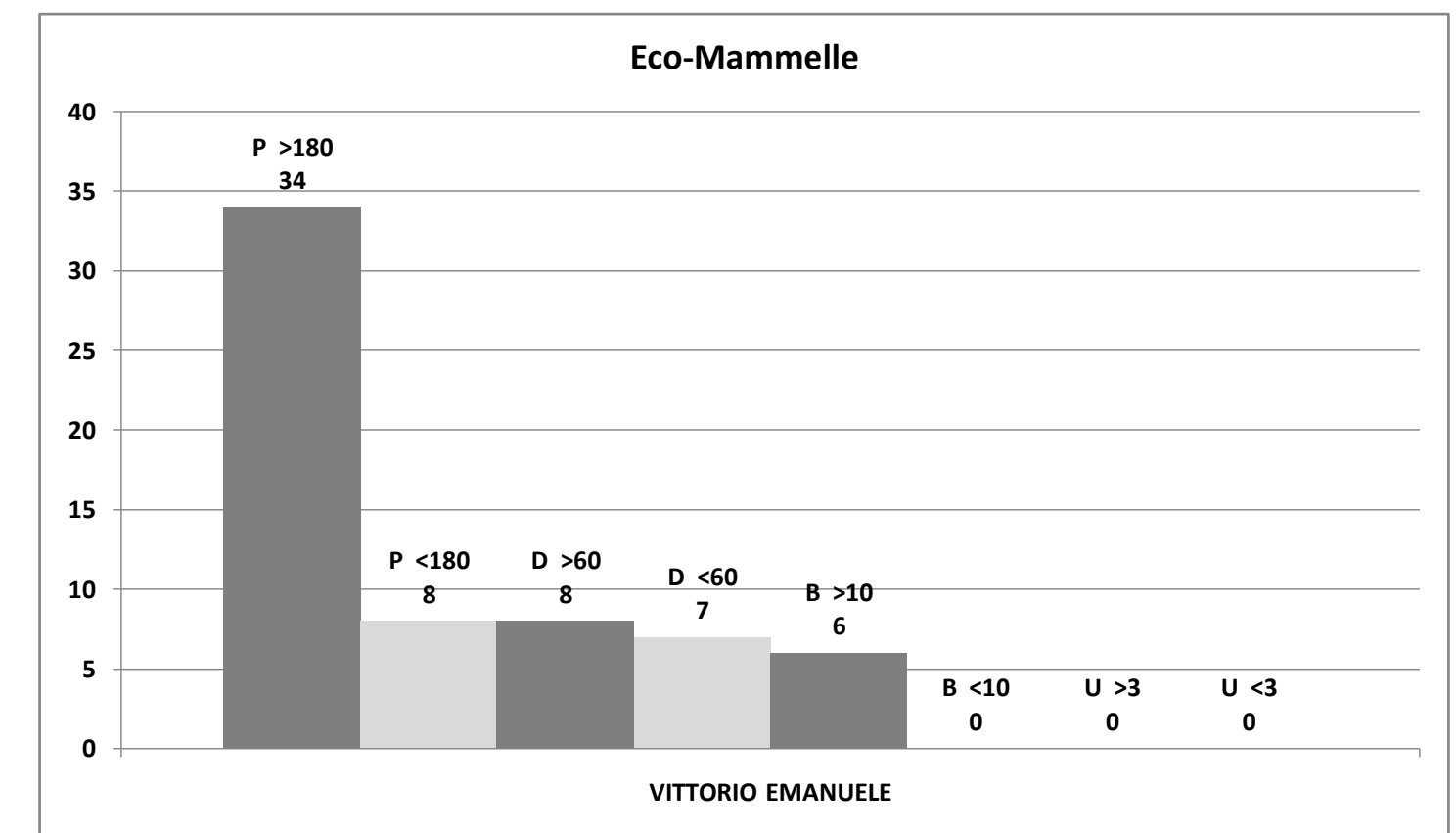
Rilevamento tempi d'attesa PRESTAZIONI CRITICHE, per codice priorità e per Presidi:

maggio/2014

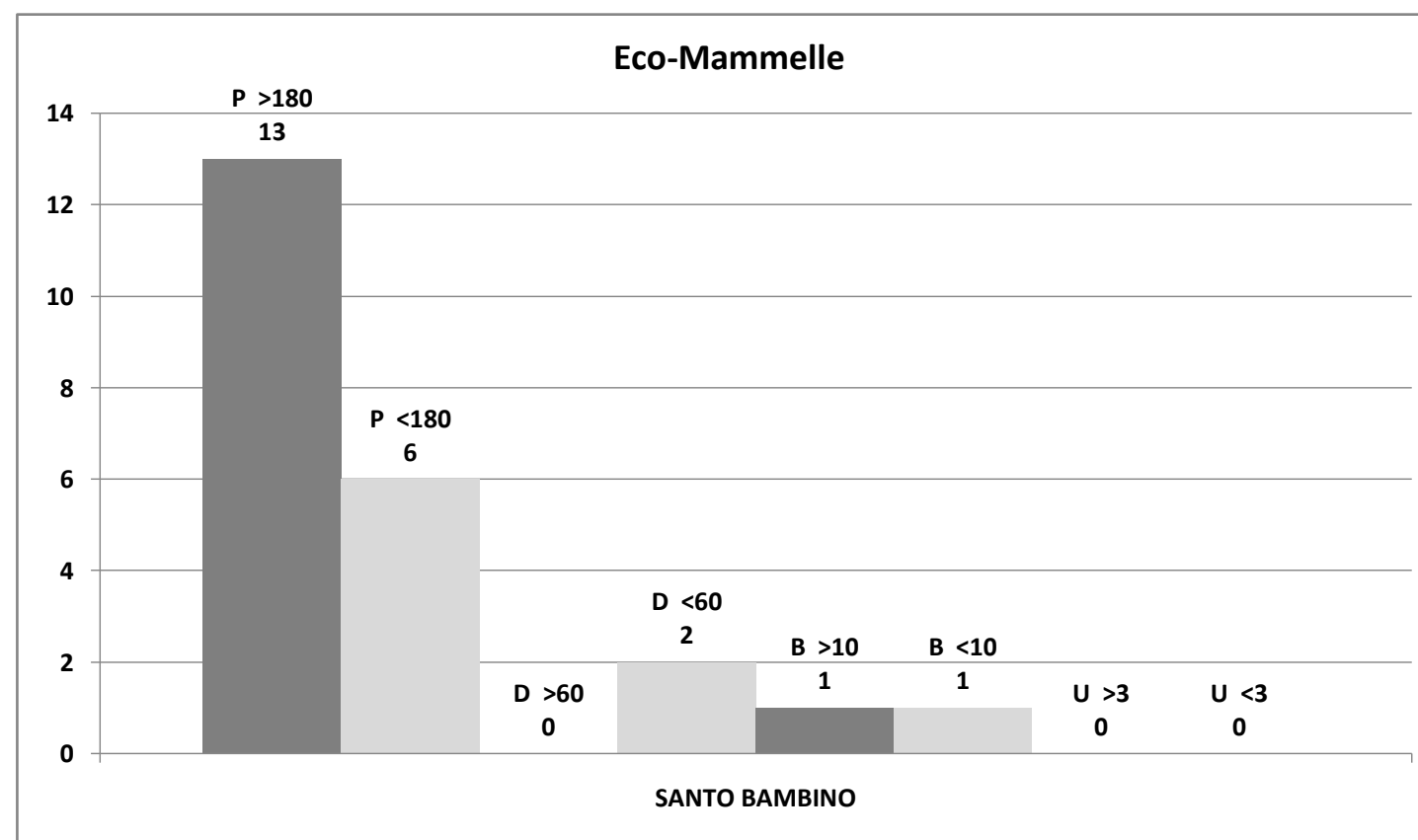
GASPARE RODOLICO			
P >180	23	74,2	%
P <180	8	25,8	%
P Tot	31		
D >60	0	0,0	%
D <60	4	100,0	%
D Tot	4		
B >10	2	66,7	%
B <10	1	33,3	%
B Tot	3		
U >3	0	#####	%
U <3	0	#####	%
U Tot	0		



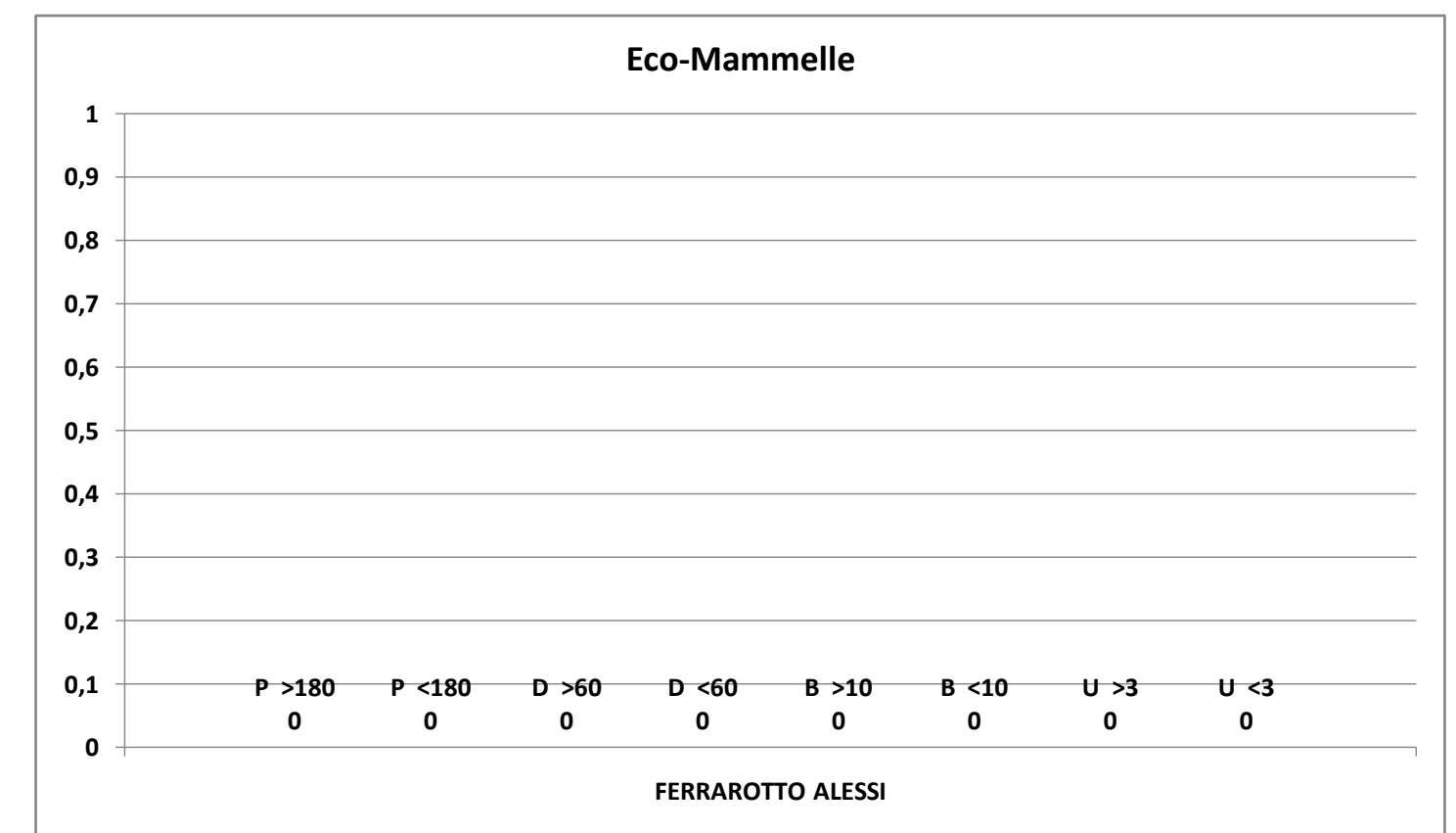
VITTORIO EMANUELE			
P >180	34	81,0	%
P <180	8	19,0	%
P Tot	42		
D >60	8	53,3	%
D <60	7	46,7	%
D Tot	15		
B >10	6	100,0	%
B <10	0	0,0	%
B Tot	6		
U >3	0	#####	%
U <3	0	#####	%
U Tot	0		



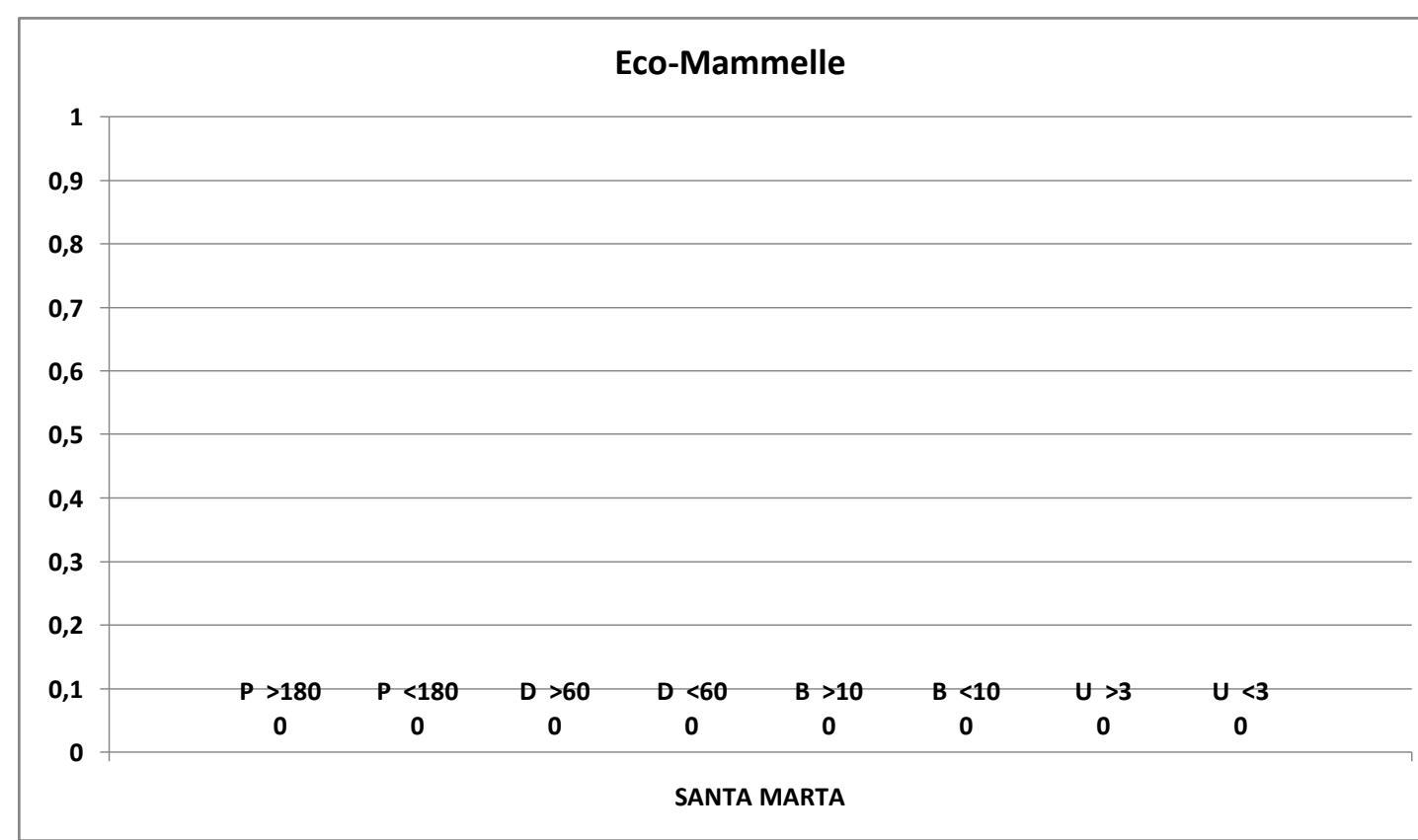
SANTO BAMBINO			
P >180	13	68,4	%
P <180	6	31,6	%
P Tot	19		
D >60	0	0,0	%
D <60	2	100,0	%
D Tot	2		
B >10	1	50,0	%
B <10	1	50,0	%
B Tot	2		
U >3	0	#####	%
U <3	0	#####	%
U Tot	0		



FERRAROTTO ALESSI			
P >180	0	#####	%
P <180	0	#####	%
P Tot	0		
D >60	0	#####	%
D <60	0	#####	%
D Tot	0		
B >10	0	#####	%
B <10	0	#####	%
B Tot	0		
U >3	0	#####	%
U <3	0	#####	%
U Tot	0		



SANTA MARTA			
P >180	0	#####	%
P <180	0	#####	%
P Tot	0		
D >60	0	#####	%
D <60	0	#####	%
D Tot	0		
B >10	0	#####	%
B <10	0	#####	%
B Tot	0		
U >3	0	#####	%
U <3	0	#####	%
U Tot	0		



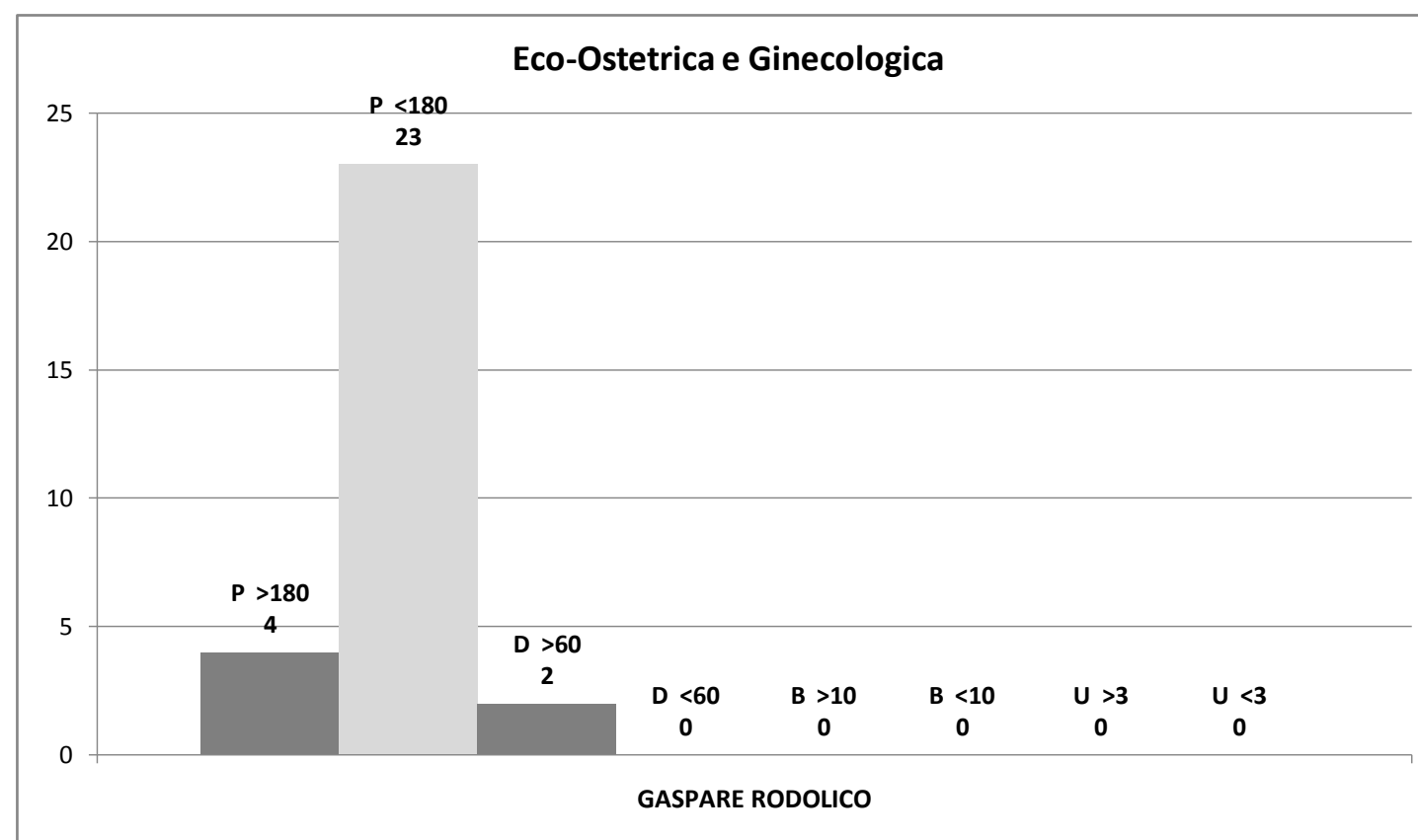
Tot. P:	92
Tot. D:	21
Tot. B:	11
Tot. U:	0
Tot. Prestazioni:	124
Tot. P >180:	70
Tot. D >60:	8
Tot. B >10:	9
Tot. U >3:	0
Tot. fuori tempo:	87

Il Responsabile del CUP – Aziendale  
Dott. Maurilio DANZI

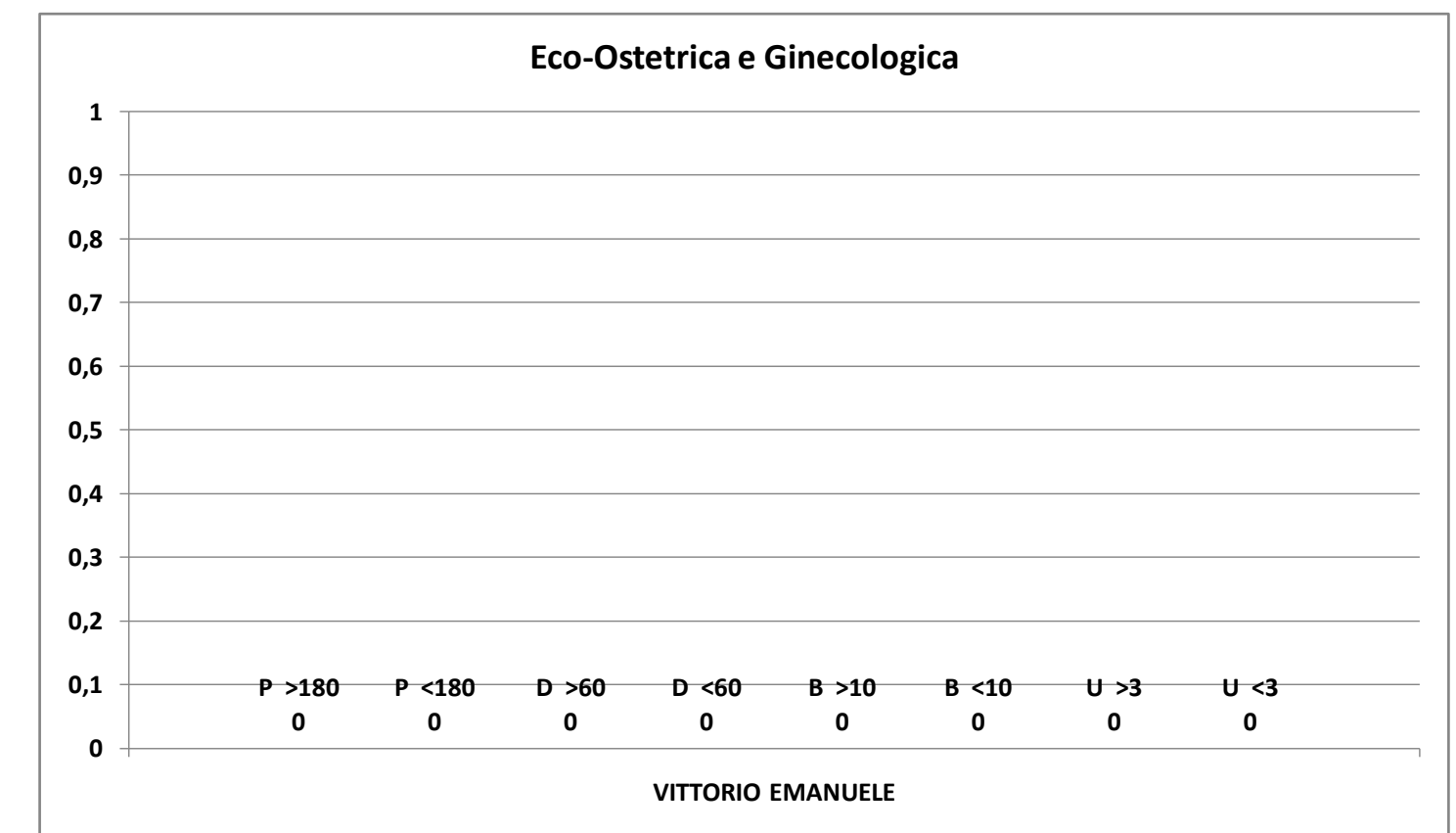
Rilevamento tempi d'attesa PRESTAZIONI CRITICHE, per codice priorità e per Presidi:

maggio/2014

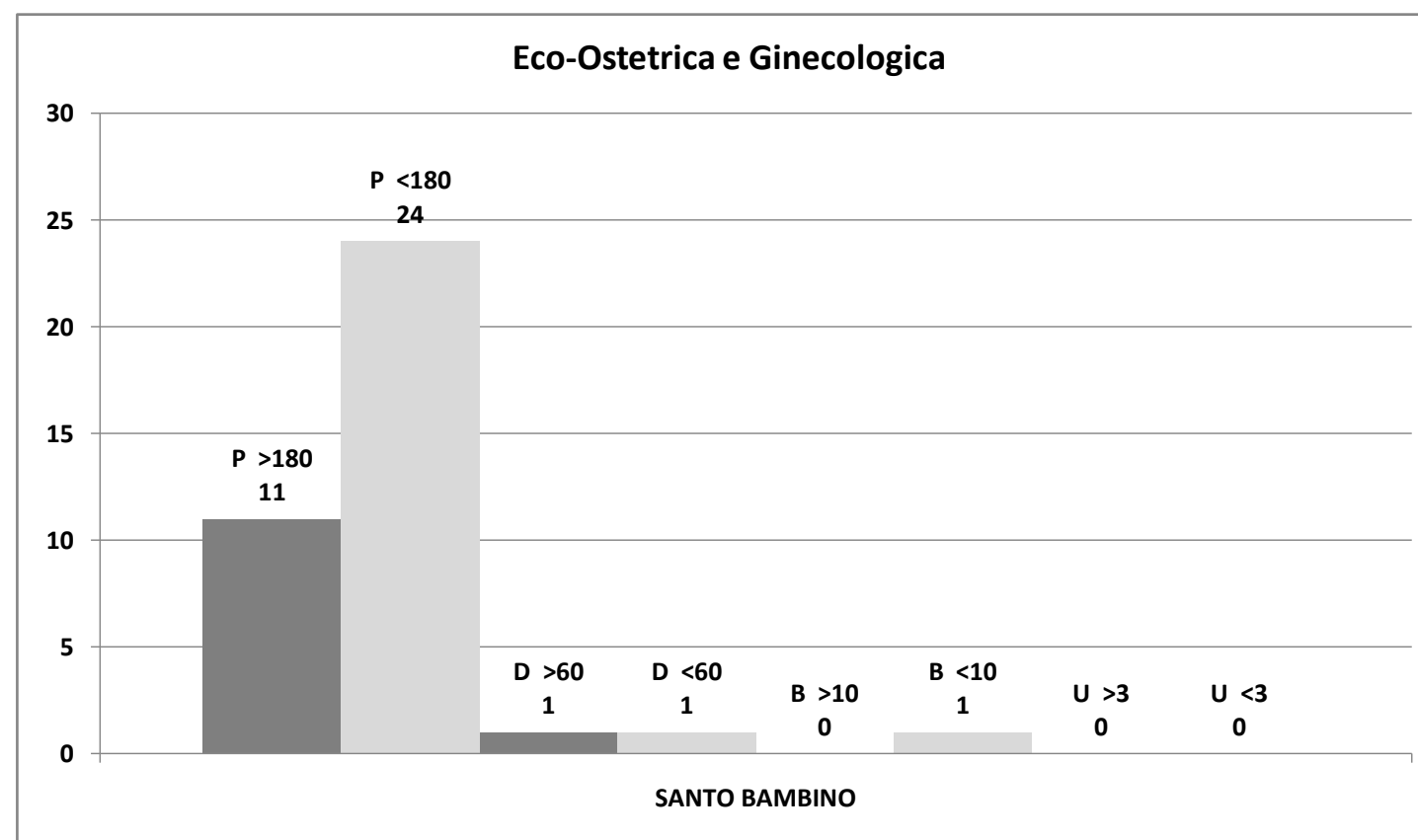
GASPARE RODOLICO			
P >180	4	14,8	%
P <180	23	85,2	%
P Tot	27		
D >60	2	100,0	%
D <60	0	0,0	%
D Tot	2		
B >10	0	#####	%
B <10	0	#####	%
B Tot	0		
U >3	0	#####	%
U <3	0	#####	%
U Tot	0		



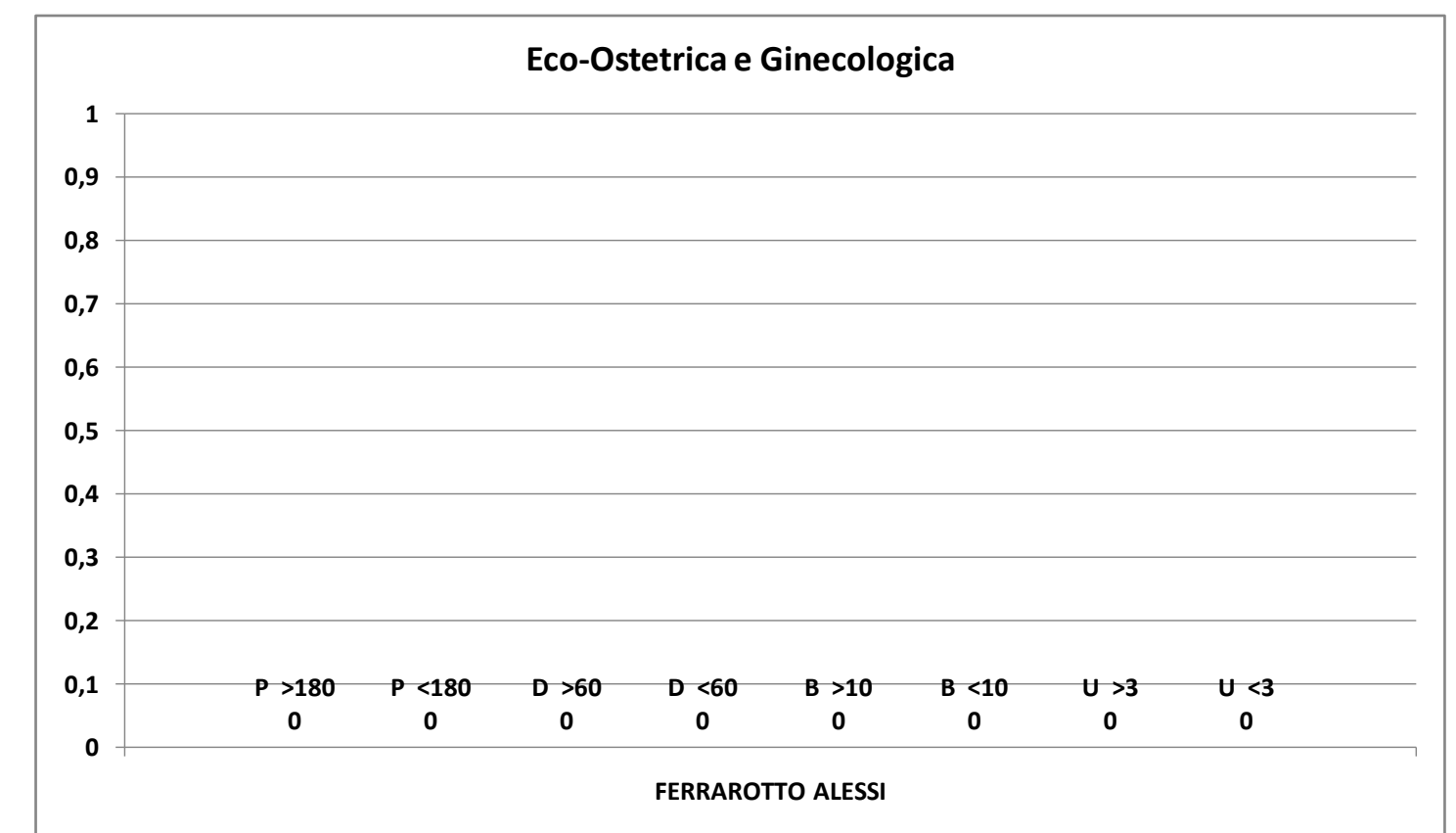
VITTORIO EMANUELE			
P >180	0	#####	%
P <180	0	#####	%
P Tot	0		
D >60	0	#####	%
D <60	0	#####	%
D Tot	0		
B >10	0	#####	%
B <10	0	#####	%
B Tot	0		
U >3	0	#####	%
U <3	0	#####	%
U Tot	0		



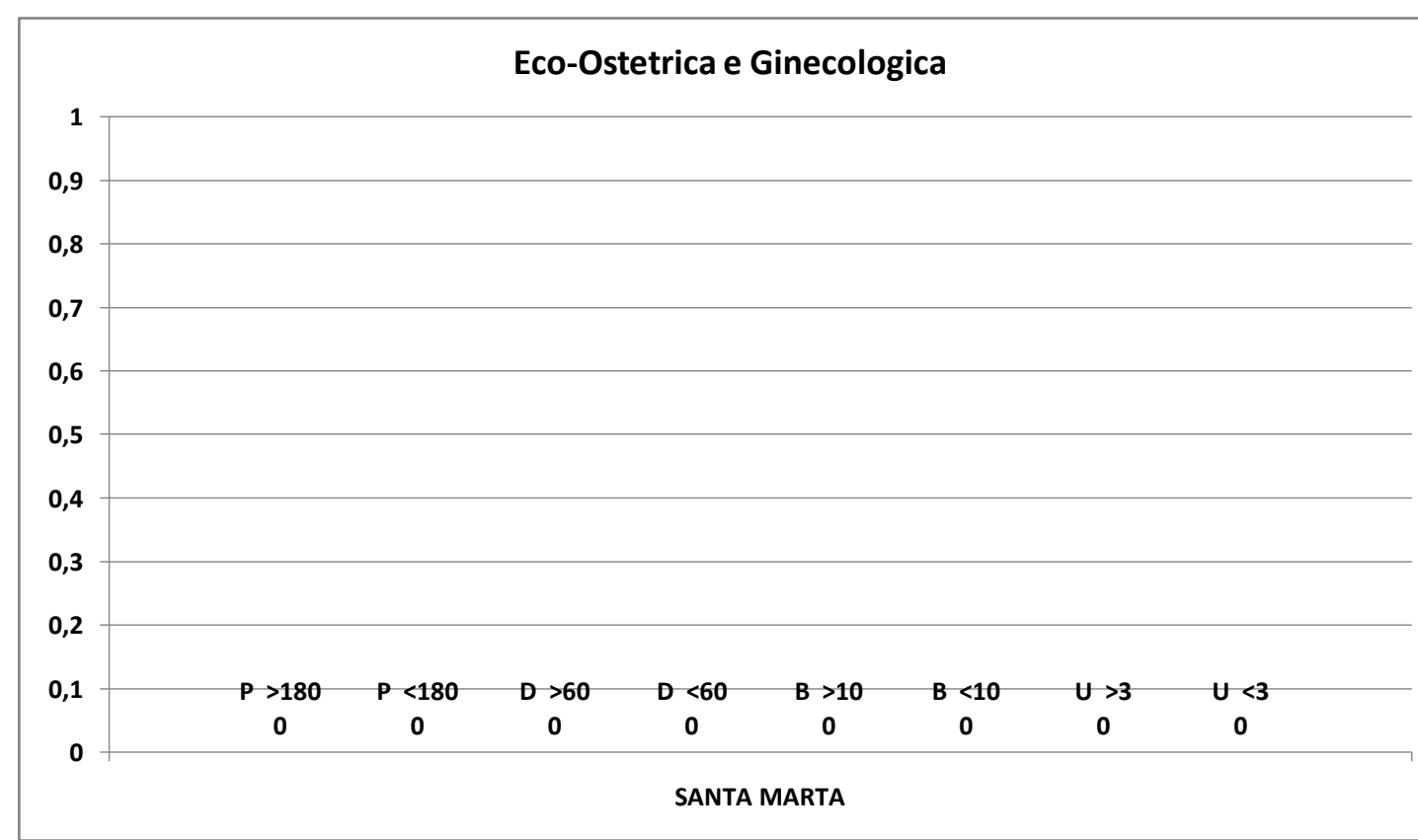
SANTO BAMBINO			
P >180	11	31,4	%
P <180	24	68,6	%
P Tot	35		
D >60	1	50,0	%
D <60	1	50,0	%
D Tot	2		
B >10	0	0,0	%
B <10	1	100,0	%
B Tot	1		
U >3	0	#####	%
U <3	0	#####	%
U Tot	0		



FERRAROTTO ALESSI			
P >180	0	#####	%
P <180	0	#####	%
P Tot	0		
D >60	0	#####	%
D <60	0	#####	%
D Tot	0		
B >10	0	#####	%
B <10	0	#####	%
B Tot	0		
U >3	0	#####	%
U <3	0	#####	%
U Tot	0		



SANTA MARTA			
P >180	0	#####	%
P <180	0	#####	%
P Tot	0		
D >60	0	#####	%
D <60	0	#####	%
D Tot	0		
B >10	0	#####	%
B <10	0	#####	%
B Tot	0		
U >3	0	#####	%
U <3	0	#####	%
U Tot	0		



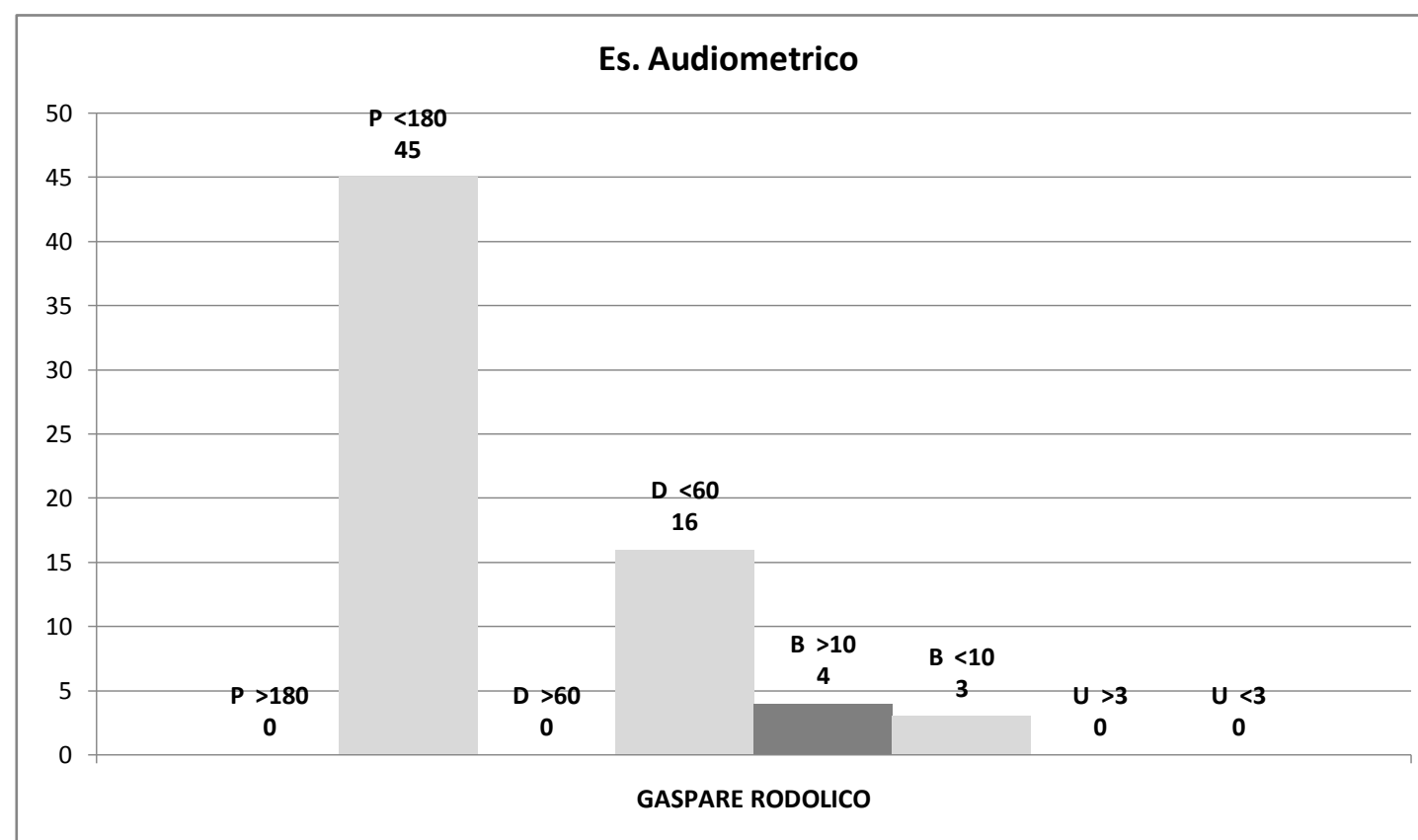
Tot. P:	62
Tot. D:	4
Tot. B:	1
Tot. U:	0
Tot. Prestazioni:	67
Tot. P >180:	15
Tot. D >60:	3
Tot. B >10:	0
Tot. U >3:	0
Tot. fuori tempo:	18

Il Responsabile del CUP – Aziendale  
Dott. Maurilio DANZI

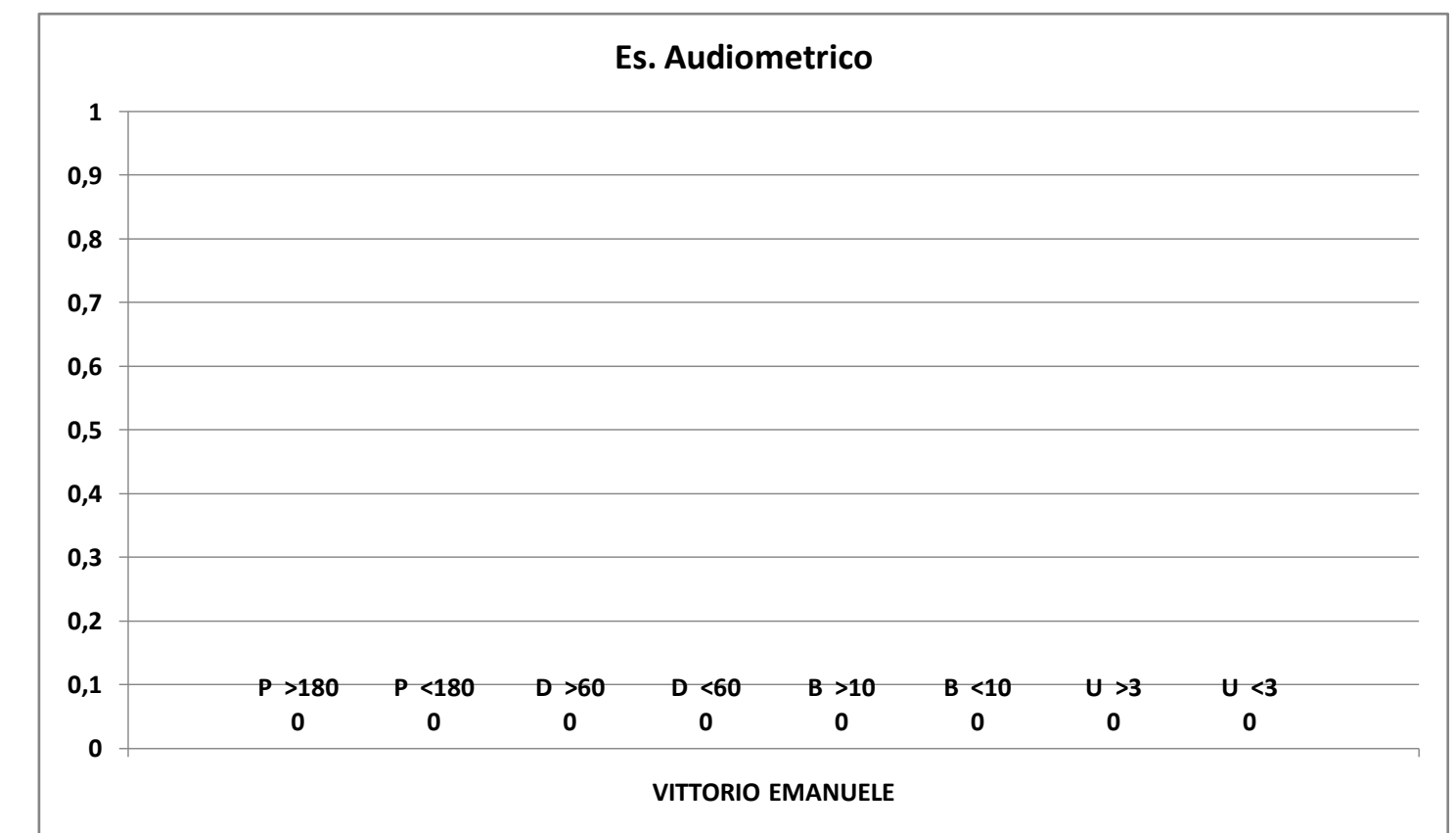
Rilevamento tempi d'attesa PRESTAZIONI CRITICHE, per codice priorità e per Presidi:

maggio/2014

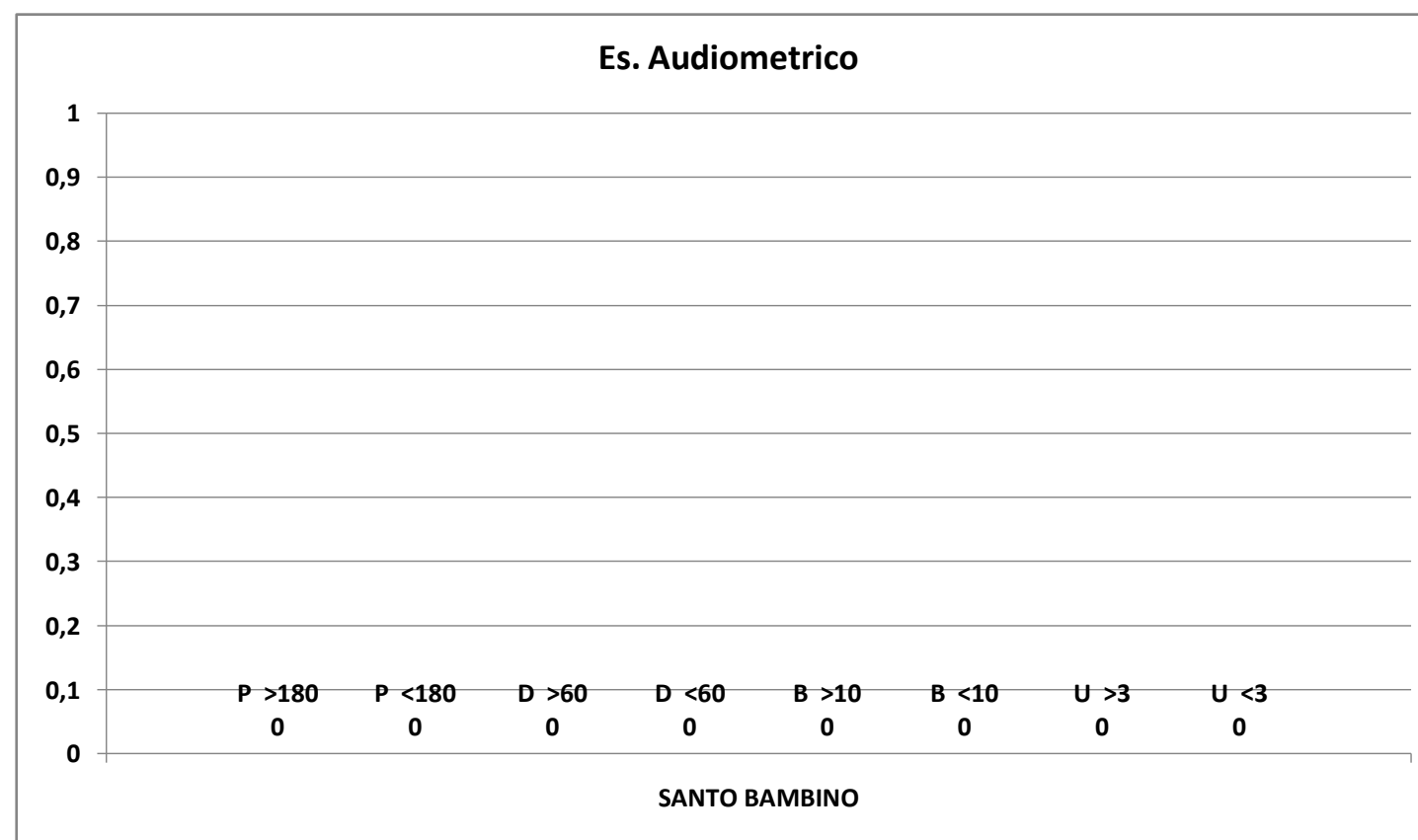
GASPARE RODOLICO			
P >180	0	0,0	%
P <180	45	100,0	%
P Tot	45		
D >60	0	0,0	%
D <60	16	100,0	%
D Tot	16		
B >10	4	57,1	%
B <10	3	42,9	%
B Tot	7		
U >3	0	#####	%
U <3	0	#####	%
U Tot	0		



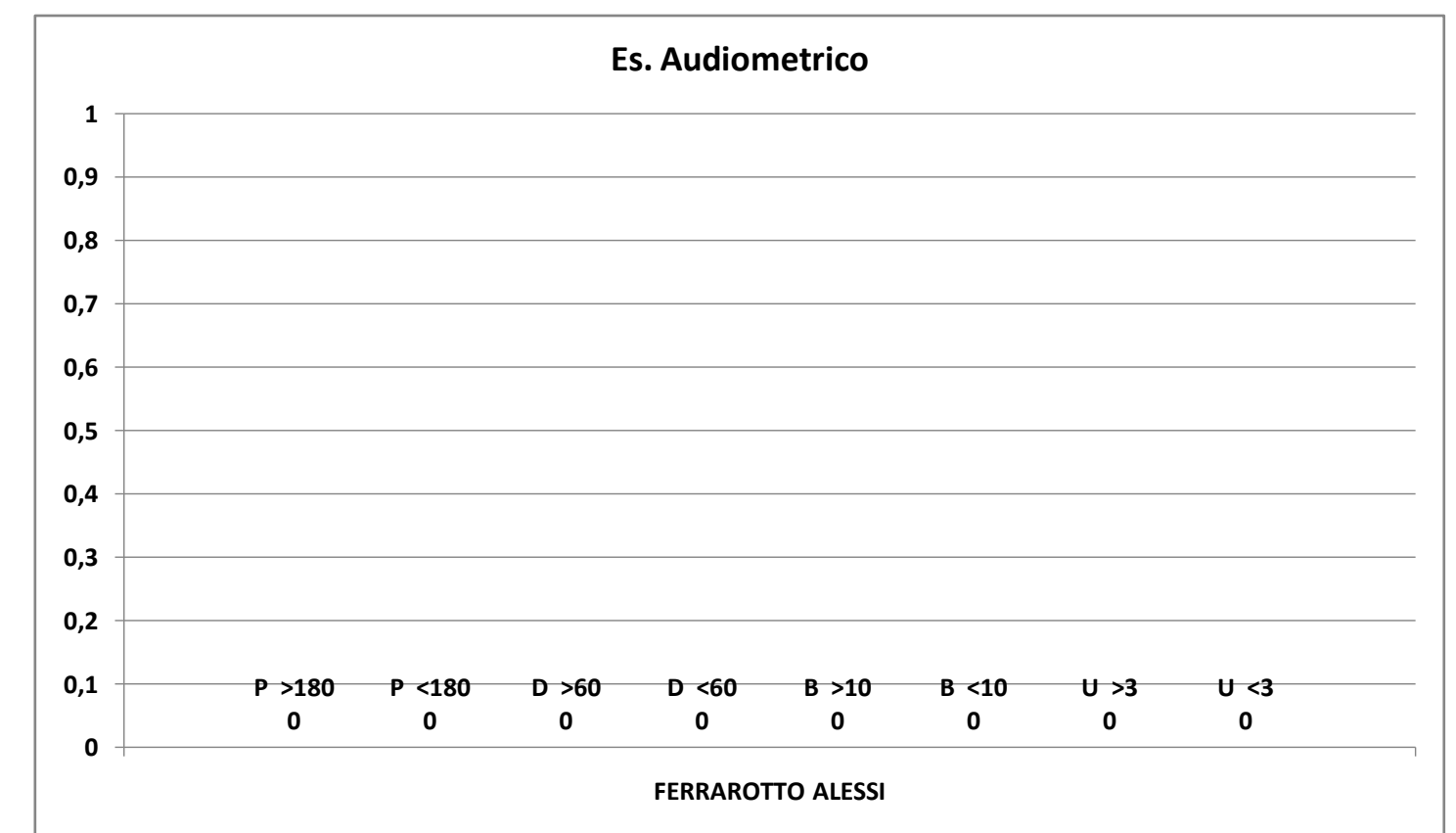
VITTORIO EMANUELE			
P >180	0	#####	%
P <180	0	#####	%
P Tot	0		
D >60	0	#####	%
D <60	0	#####	%
D Tot	0		
B >10	0	#####	%
B <10	0	#####	%
B Tot	0		
U >3	0	#####	%
U <3	0	#####	%
U Tot	0		



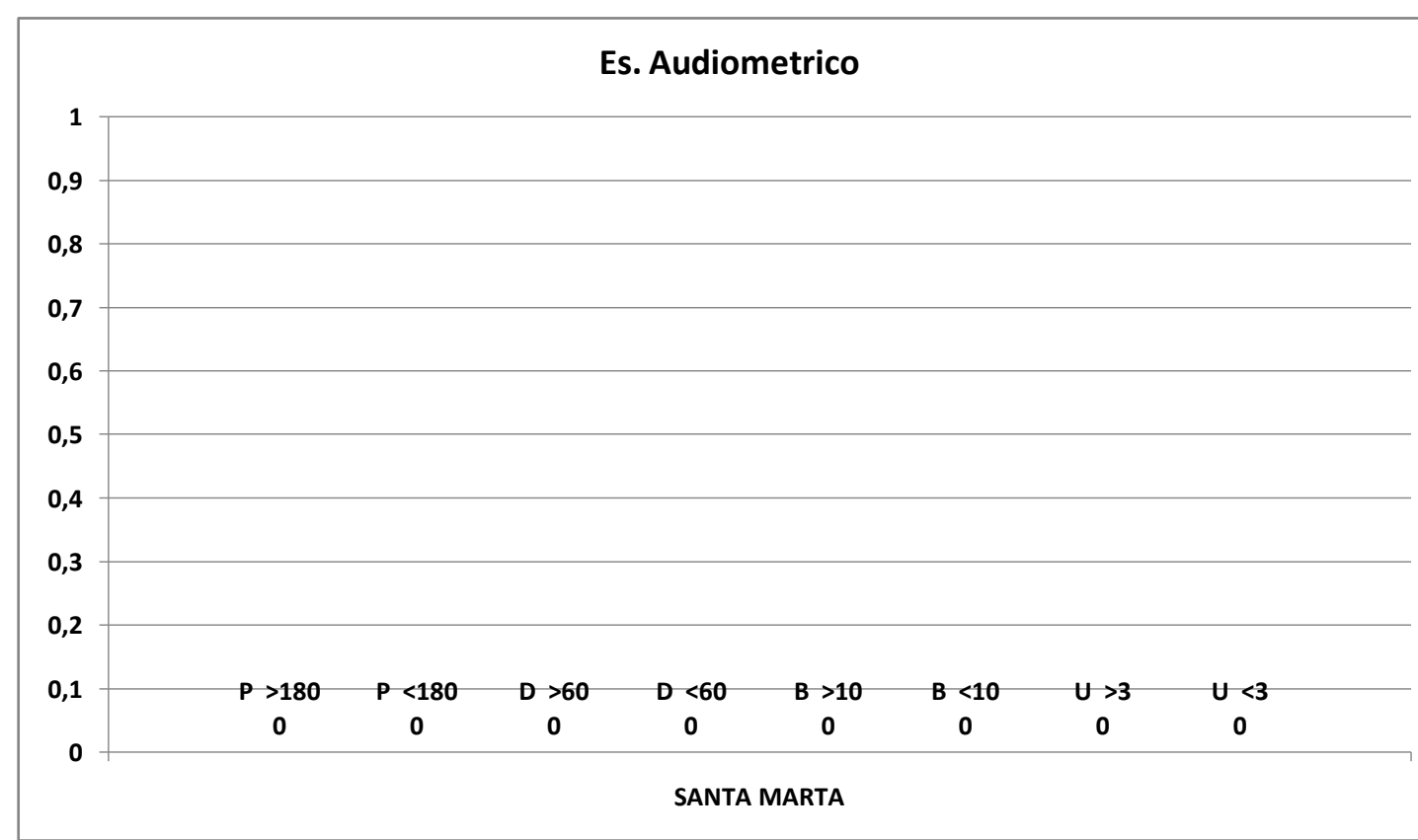
SANTO BAMBINO			
P >180	0	#####	%
P <180	0	#####	%
P Tot	0		
D >60	0	#####	%
D <60	0	#####	%
D Tot	0		
B >10	0	#####	%
B <10	0	#####	%
B Tot	0		
U >3	0	#####	%
U <3	0	#####	%
U Tot	0		



FERRAROTTO ALESSI			
P >180	0	#####	%
P <180	0	#####	%
P Tot	0		
D >60	0	#####	%
D <60	0	#####	%
D Tot	0		
B >10	0	#####	%
B <10	0	#####	%
B Tot	0		
U >3	0	#####	%
U <3	0	#####	%
U Tot	0		



SANTA MARTA			
P >180	0	#####	%
P <180	0	#####	%
P Tot	0		
D >60	0	#####	%
D <60	0	#####	%
D Tot	0		
B >10	0	#####	%
B <10	0	#####	%
B Tot	0		
U >3	0	#####	%
U <3	0	#####	%
U Tot	0		



Tot. P:	45
Tot. D:	16
Tot. B:	7
Tot. U:	0
Tot. Prestazioni:	68
Tot. P >180:	0
Tot. D >60:	0
Tot. B >10:	4
Tot. U >3:	0
Tot. fuori tempo:	4

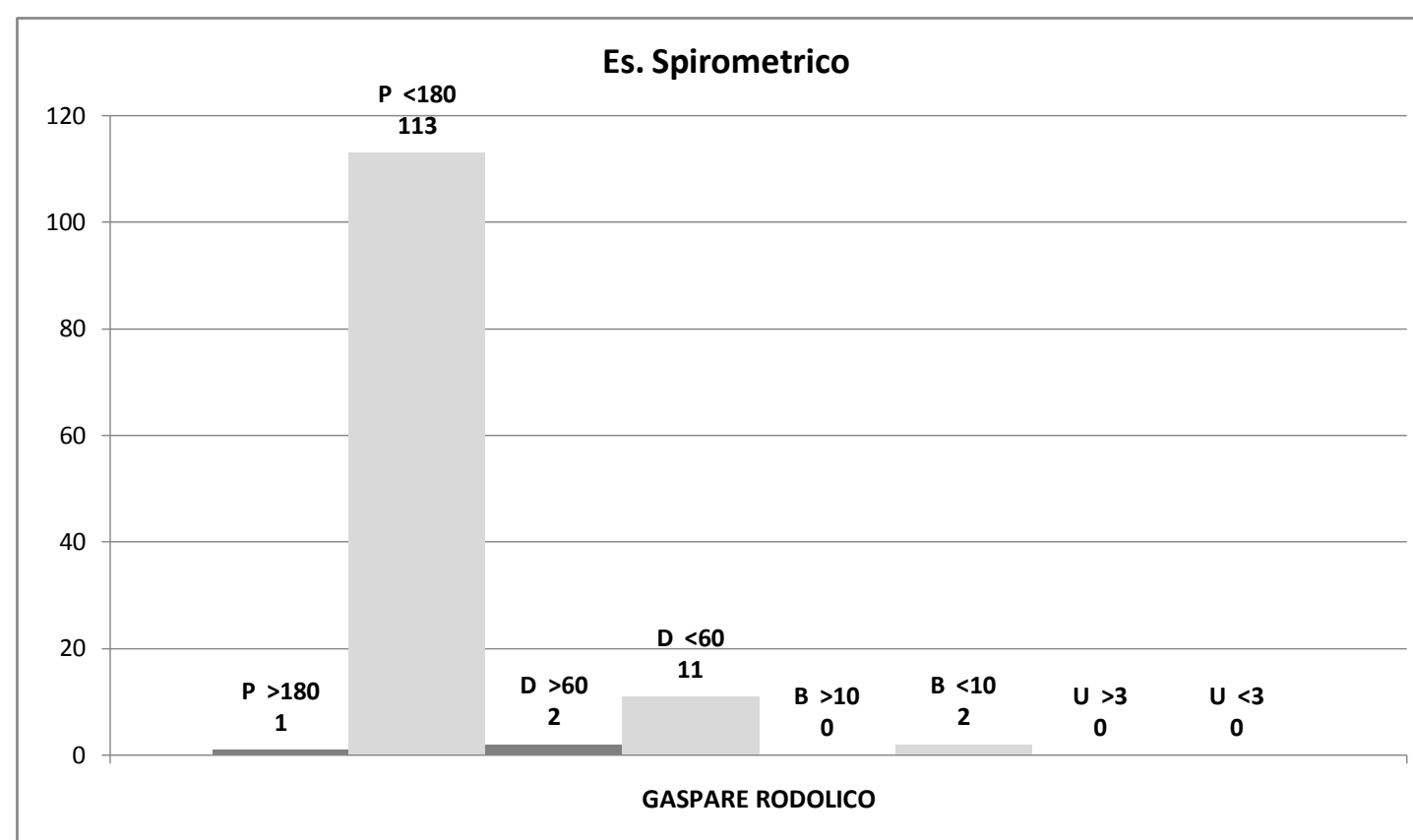
Il Responsabile del CUP – Aziendale  
Dott. Maurilio DANZI



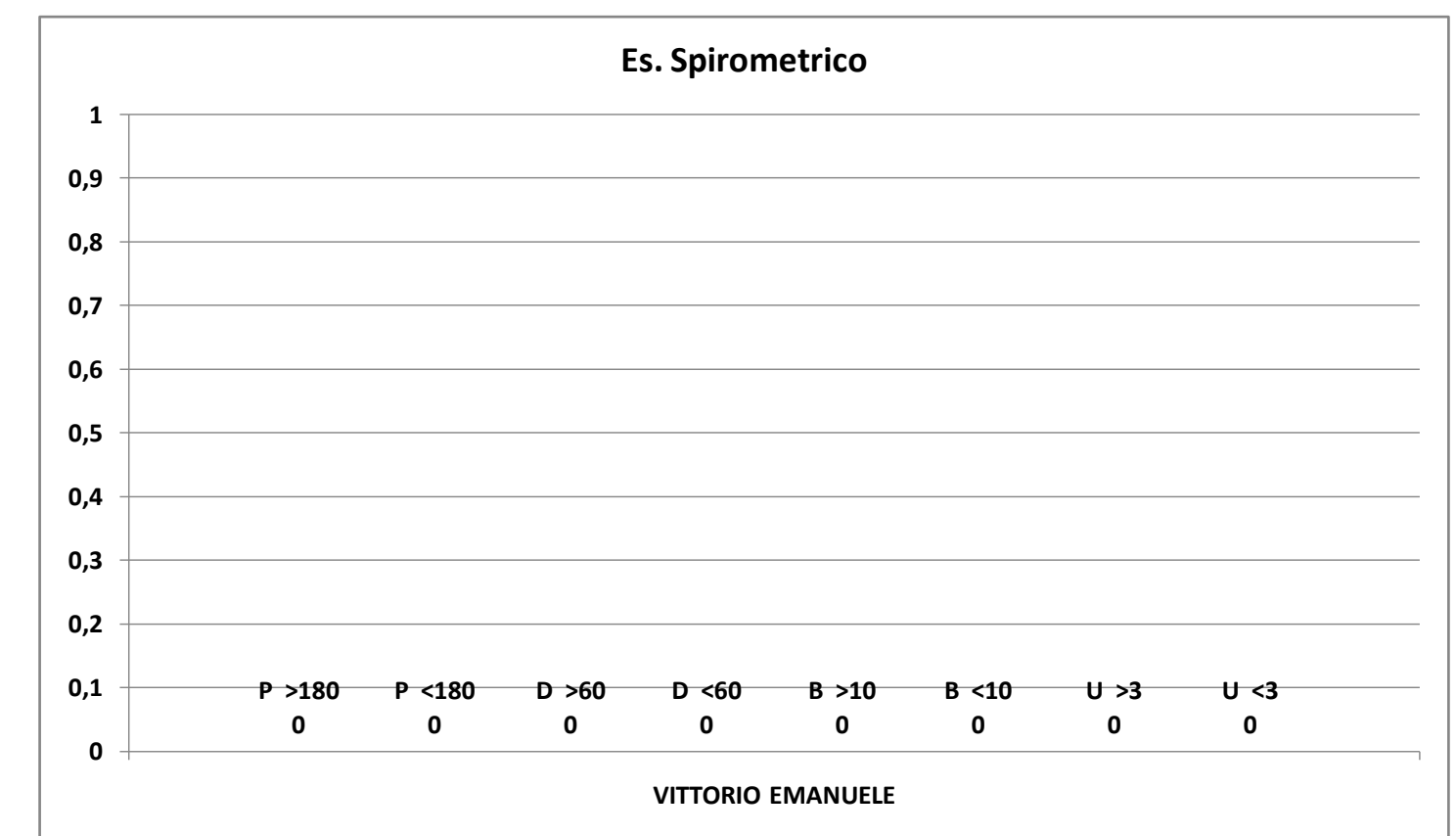
Rilevamento tempi d'attesa PRESTAZIONI CRITICHE, per codice priorità e per Presidi:

maggio/2014

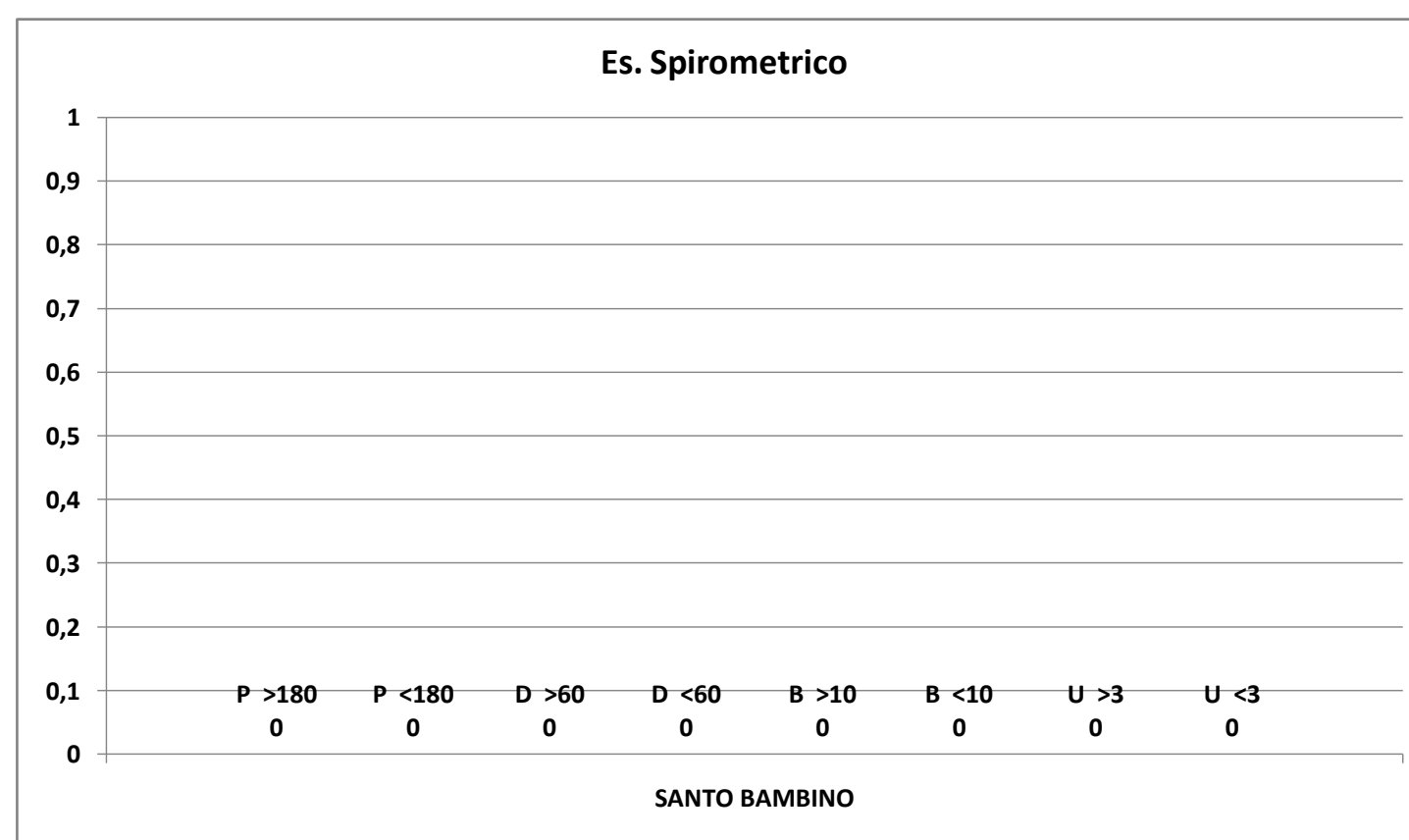
GASPARE RODOLICO			
P >180	1	0,9	%
P <180	113	99,1	%
P Tot	114		
D >60	2	15,4	%
D <60	11	84,6	%
D Tot	13		
B >10	0	0,0	%
B <10	2	100,0	%
B Tot	2		
U >3	0	#####	%
U <3	0	#####	%
U Tot	0		



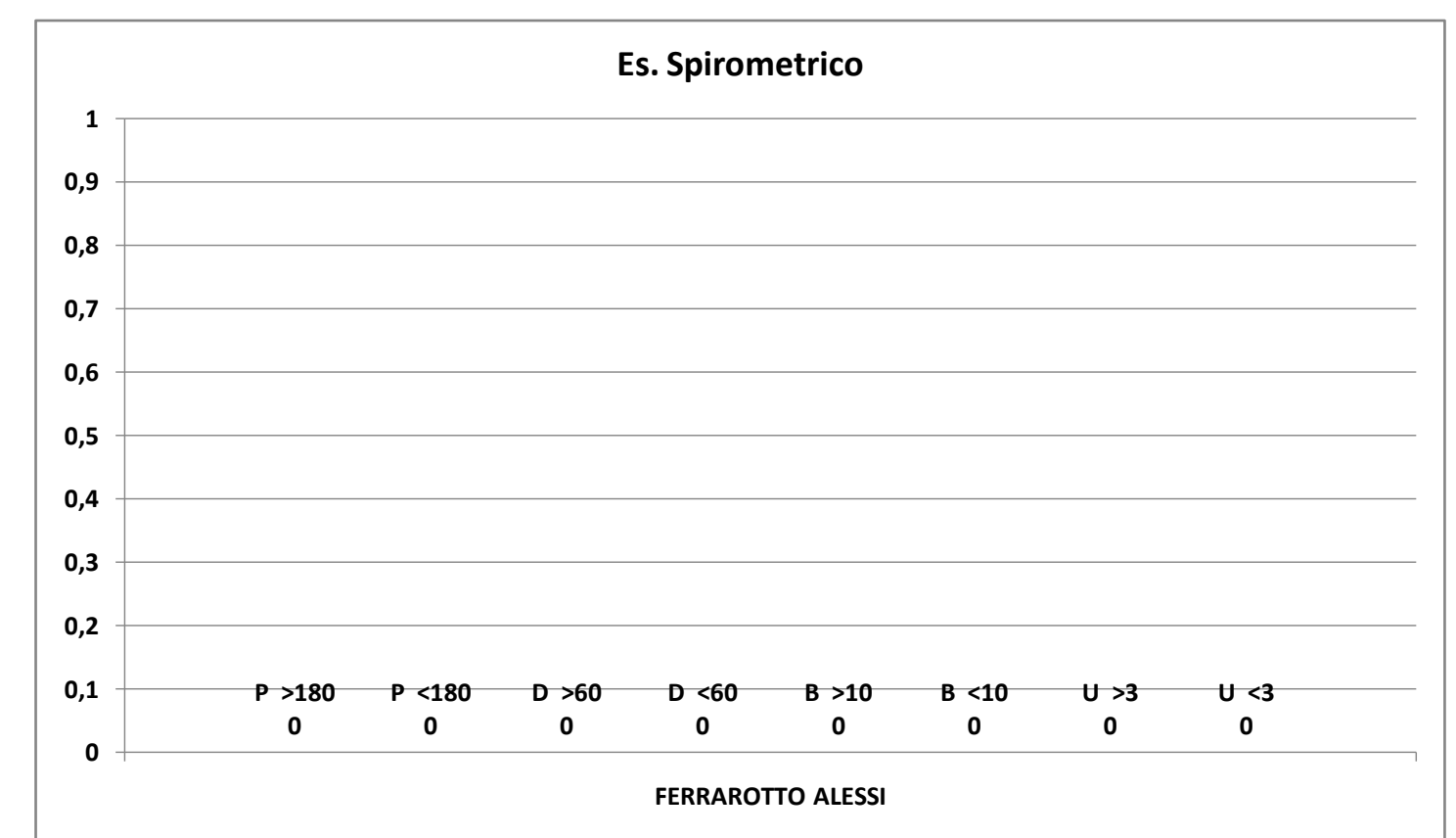
VITTORIO EMANUELE			
P >180	0	#####	%
P <180	0	#####	%
P Tot	0		
D >60	0	#####	%
D <60	0	#####	%
D Tot	0		
B >10	0	#####	%
B <10	0	#####	%
B Tot	0		
U >3	0	#####	%
U <3	0	#####	%
U Tot	0		



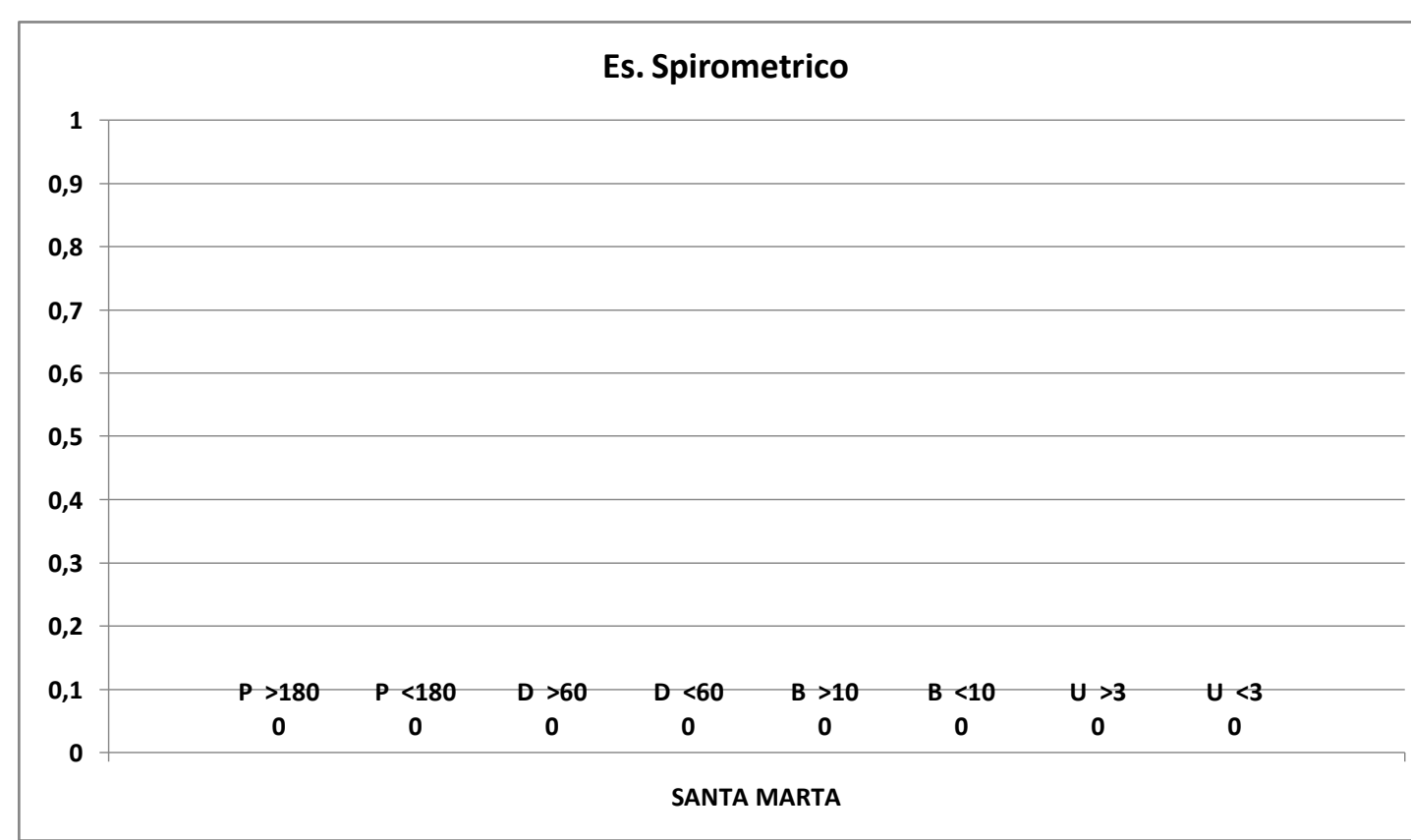
SANTO BAMBINO			
P >180	0	#####	%
P <180	0	#####	%
P Tot	0		
D >60	0	#####	%
D <60	0	#####	%
D Tot	0		
B >10	0	#####	%
B <10	0	#####	%
B Tot	0		
U >3	0	#####	%
U <3	0	#####	%
U Tot	0		



FERRAROTTO ALESSI			
P >180	0	#####	%
P <180	0	#####	%
P Tot	0		
D >60	0	#####	%
D <60	0	#####	%
D Tot	0		
B >10	0	#####	%
B <10	0	#####	%
B Tot	0		
U >3	0	#####	%
U <3	0	#####	%
U Tot	0		



SANTA MARTA			
P >180	0	#####	%
P <180	0	#####	%
P Tot	0		
D >60	0	#####	%
D <60	0	#####	%
D Tot	0		
B >10	0	#####	%
B <10	0	#####	%
B Tot	0		
U >3	0	#####	%
U <3	0	#####	%
U Tot	0		



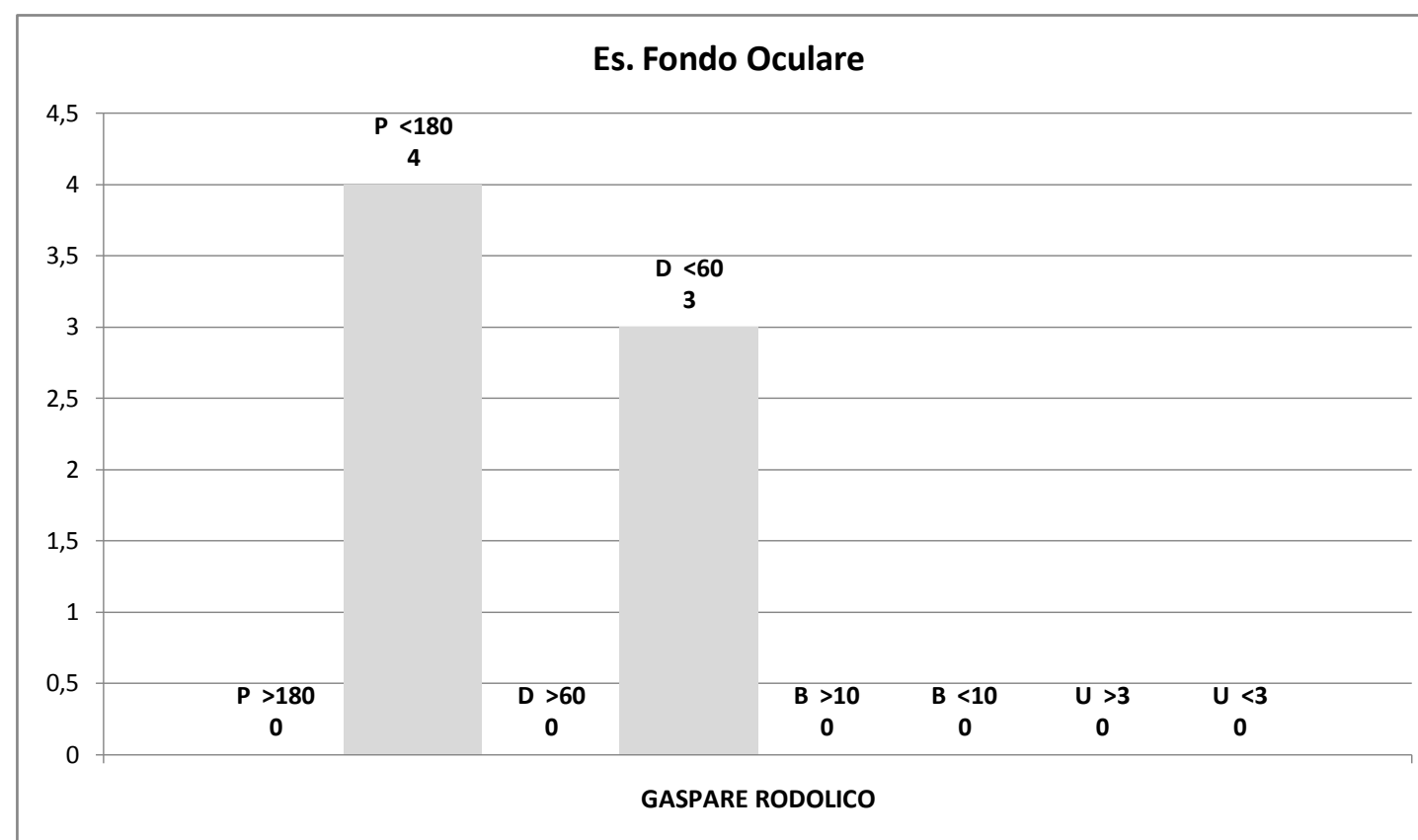
Tot. P:	114
Tot. D:	13
Tot. B:	2
Tot. U:	0
Tot. Prestazioni:	129
Tot. P >180:	1
Tot. D >60:	2
Tot. B >10:	0
Tot. U >3:	0
Tot. fuori tempo:	3

Il Responsabile del CUP – Aziendale  
Dott. Maurilio DANZI

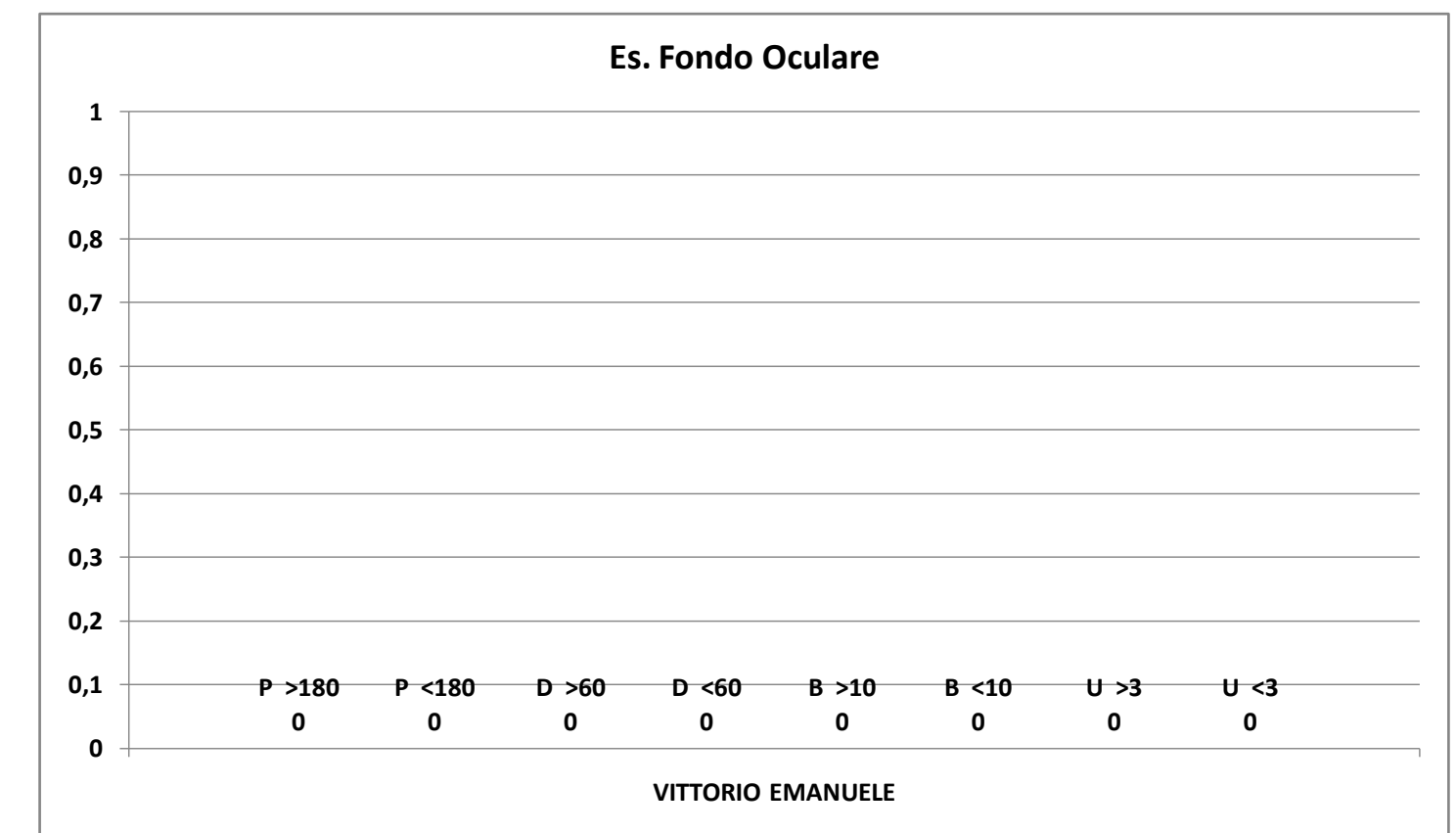
Rilevamento tempi d'attesa PRESTAZIONI CRITICHE, per codice priorità e per Presidi:

maggio/2014

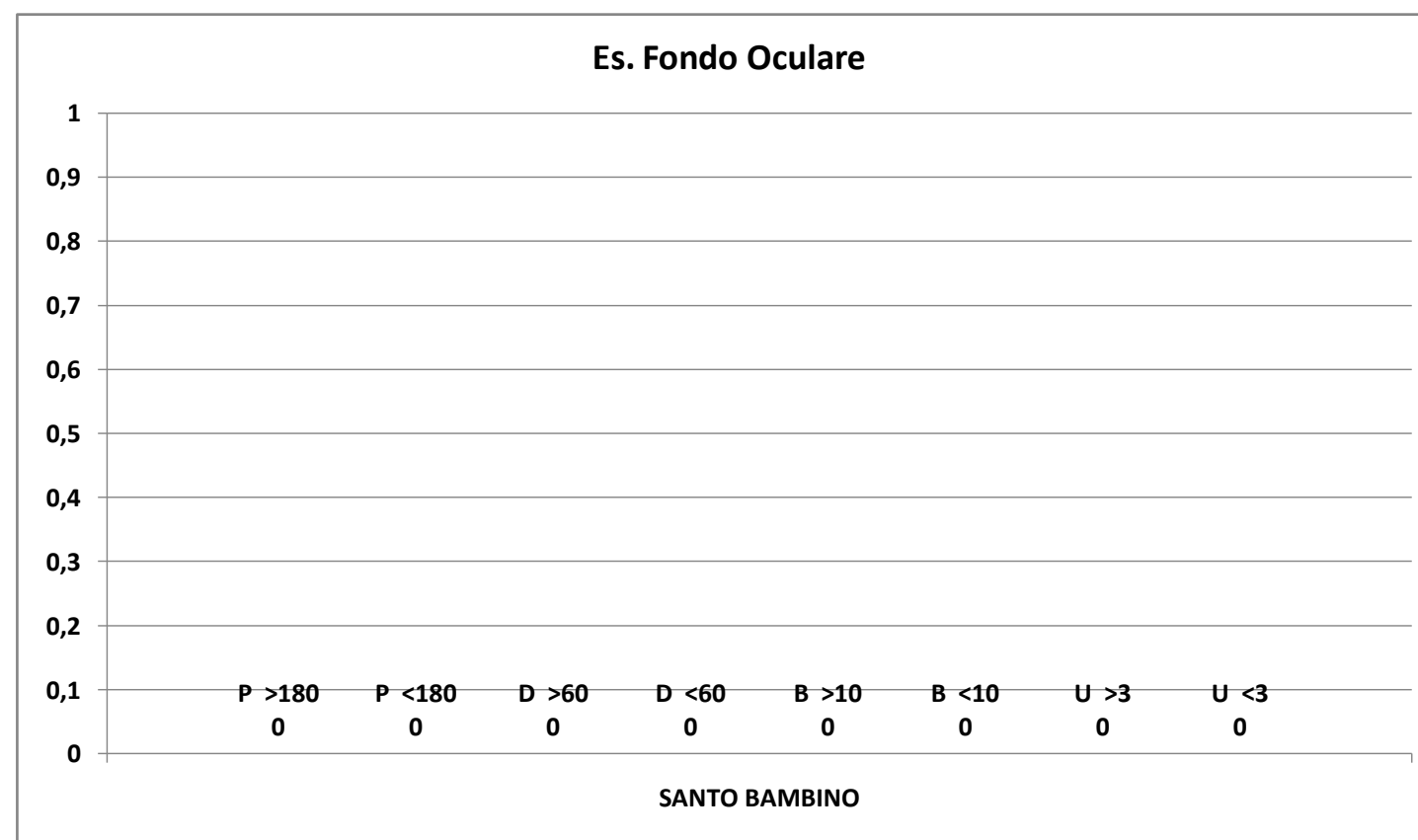
GASPARE RODOLICO			
P >180	0	0,0	%
P <180	4	100,0	%
P Tot	4		
D >60	0	0,0	%
D <60	3	100,0	%
D Tot	3		
B >10	0	#####	%
B <10	0	#####	%
B Tot	0		
U >3	0	#####	%
U <3	0	#####	%
U Tot	0		



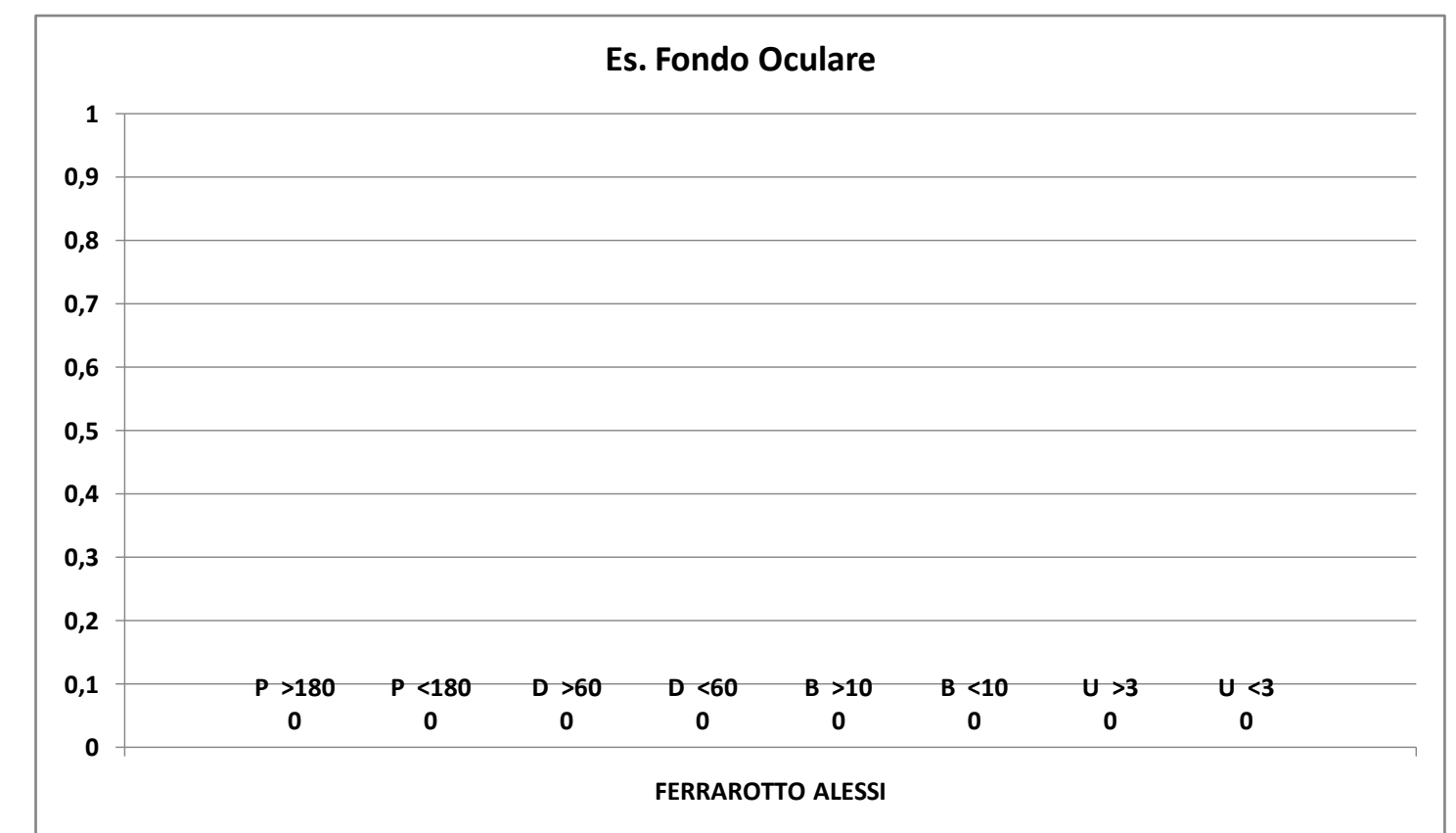
VITTORIO EMANUELE			
P >180	0	#####	%
P <180	0	#####	%
P Tot	0		
D >60	0	#####	%
D <60	0	#####	%
D Tot	0		
B >10	0	#####	%
B <10	0	#####	%
B Tot	0		
U >3	0	#####	%
U <3	0	#####	%
U Tot	0		



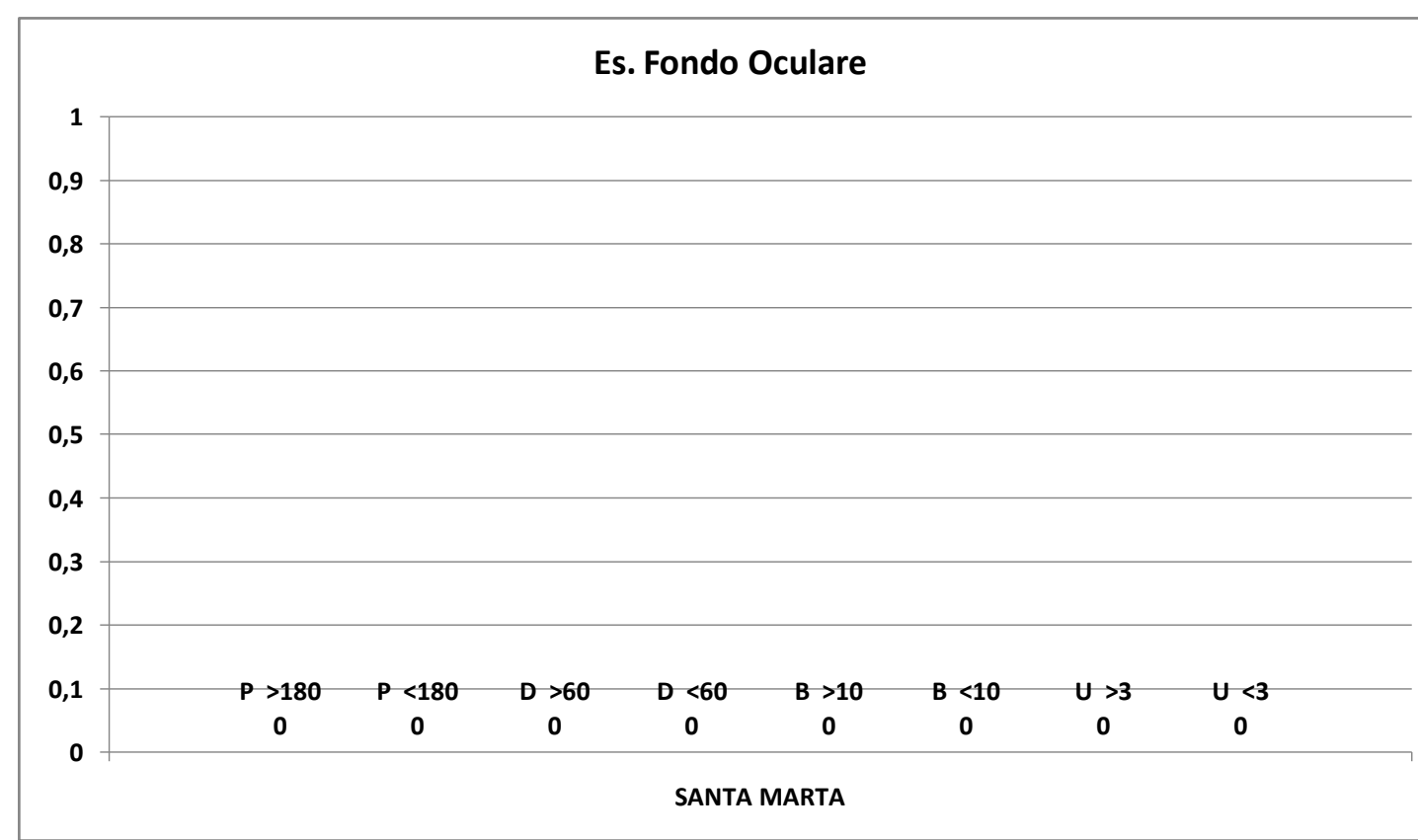
SANTO BAMBINO			
P >180	0	#####	%
P <180	0	#####	%
P Tot	0		
D >60	0	#####	%
D <60	0	#####	%
D Tot	0		
B >10	0	#####	%
B <10	0	#####	%
B Tot	0		
U >3	0	#####	%
U <3	0	#####	%
U Tot	0		



FERRAROTTO ALESSI			
P >180	0	#####	%
P <180	0	#####	%
P Tot	0		
D >60	0	#####	%
D <60	0	#####	%
D Tot	0		
B >10	0	#####	%
B <10	0	#####	%
B Tot	0		
U >3	0	#####	%
U <3	0	#####	%
U Tot	0		



SANTA MARTA			
P >180	0	#####	%
P <180	0	#####	%
P Tot	0		
D >60	0	#####	%
D <60	0	#####	%
D Tot	0		
B >10	0	#####	%
B <10	0	#####	%
B Tot	0		
U >3	0	#####	%
U <3	0	#####	%
U Tot	0		



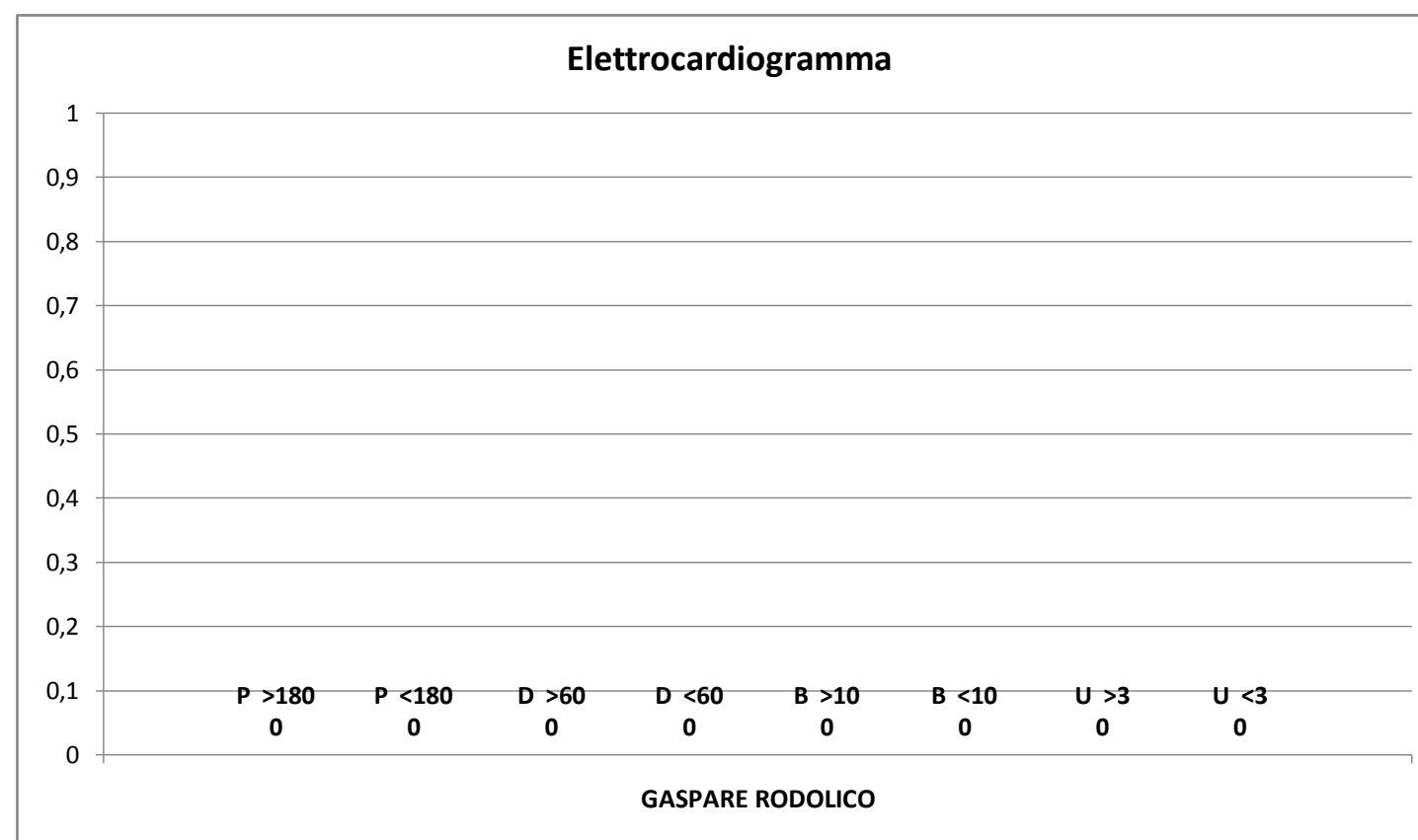
Tot. P:	4
Tot. D:	3
Tot. B:	0
Tot. U:	0
Tot. Prestazioni:	7
Tot. P >180:	0
Tot. D >60:	0
Tot. B >10:	0
Tot. U >3:	0
Tot. fuori tempo:	0

Il Responsabile del CUP – Aziendale  
Dott. Maurilio DANZI

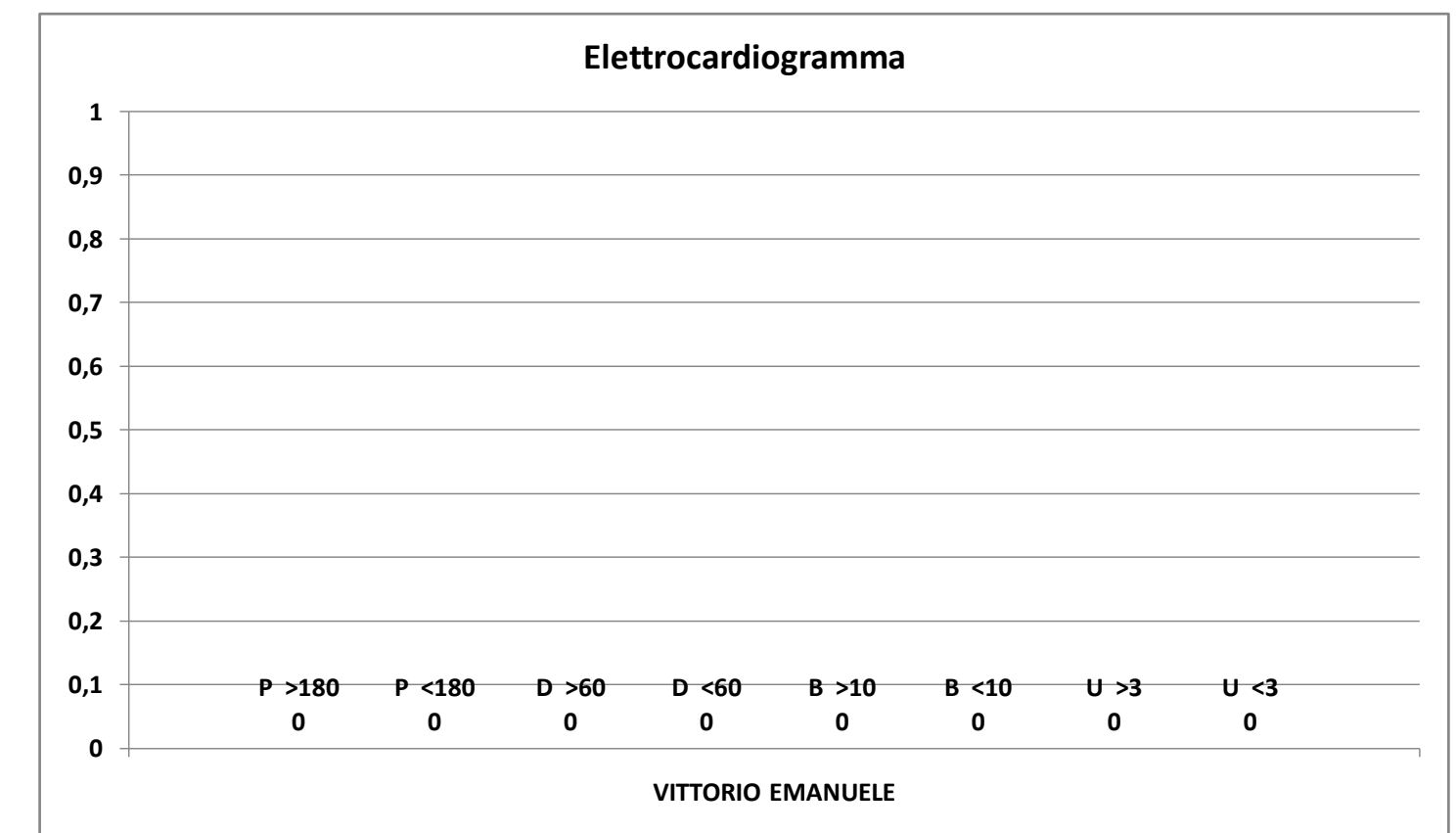
Rilevamento tempi d'attesa PRESTAZIONI CRITICHE, per codice priorità e per Presidi:

maggio/2014

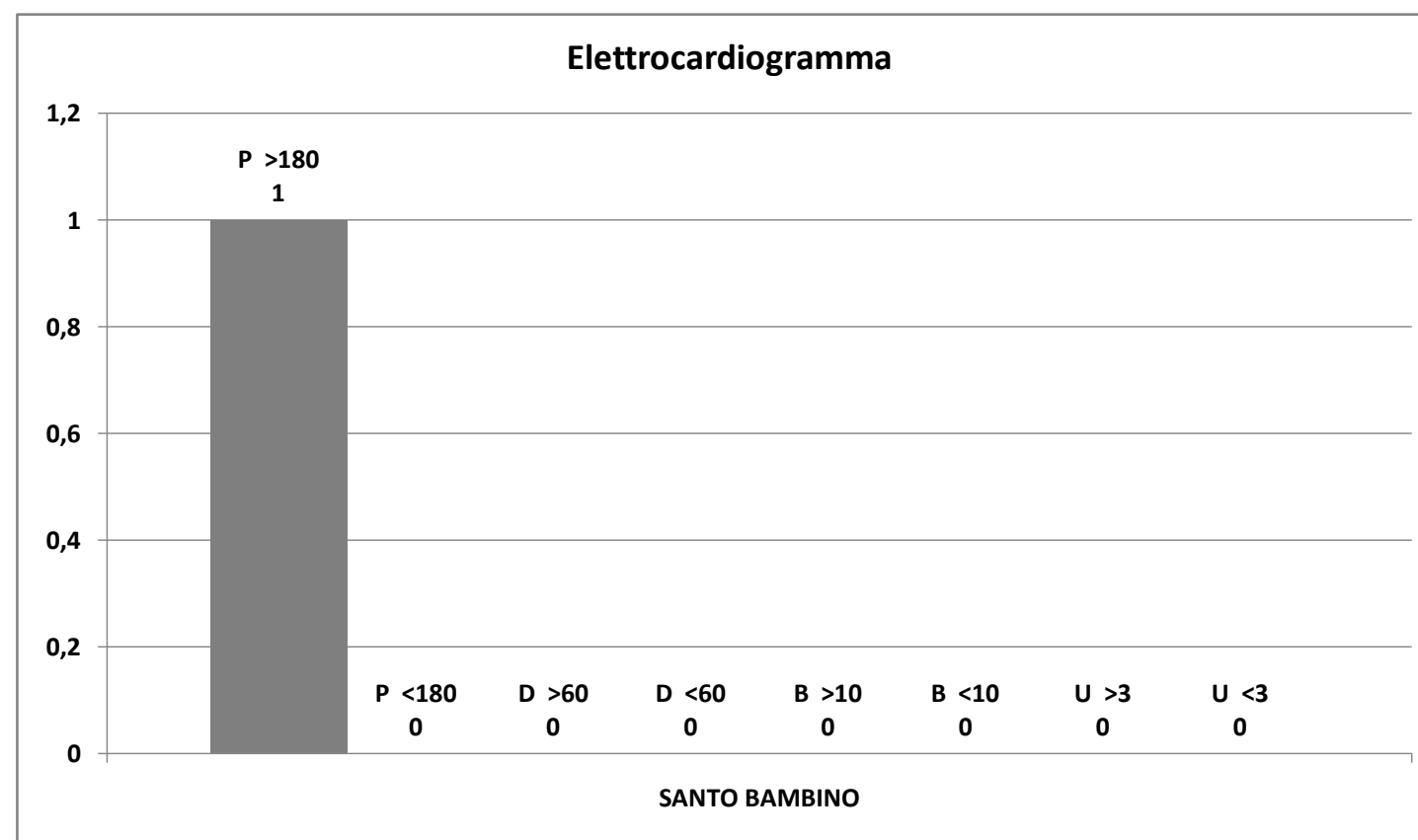
GASPARE RODOLICO			
P >180	0	#####	%
P <180	0	#####	%
P Tot	0		
D >60	0	#####	%
D <60	0	#####	%
D Tot	0		
B >10	0	#####	%
B <10	0	#####	%
B Tot	0		
U >3	0	#####	%
U <3	0	#####	%
U Tot	0		



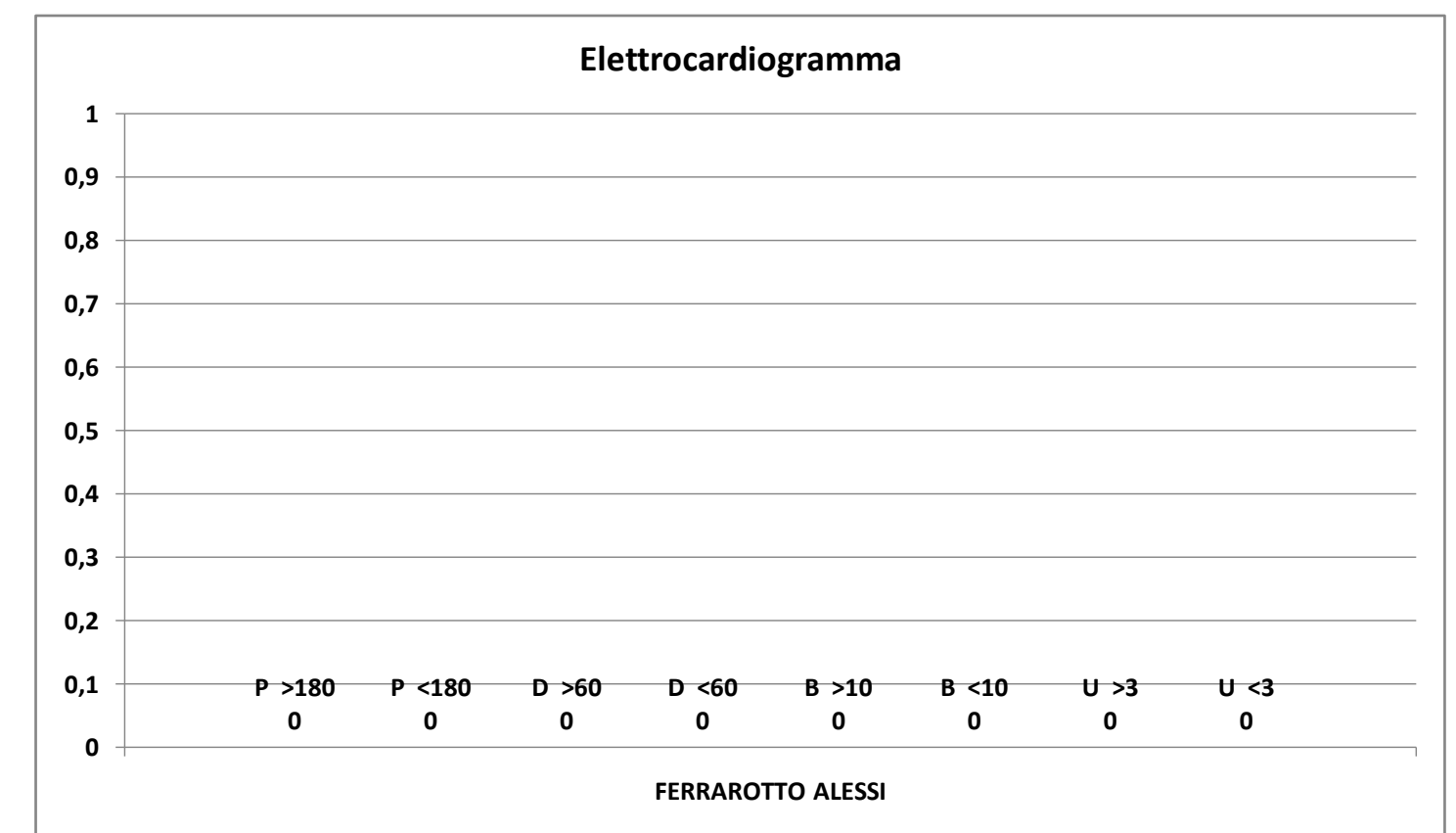
VITTORIO EMANUELE			
P >180	0	#####	%
P <180	0	#####	%
P Tot	0		
D >60	0	#####	%
D <60	0	#####	%
D Tot	0		
B >10	0	#####	%
B <10	0	#####	%
B Tot	0		
U >3	0	#####	%
U <3	0	#####	%
U Tot	0		



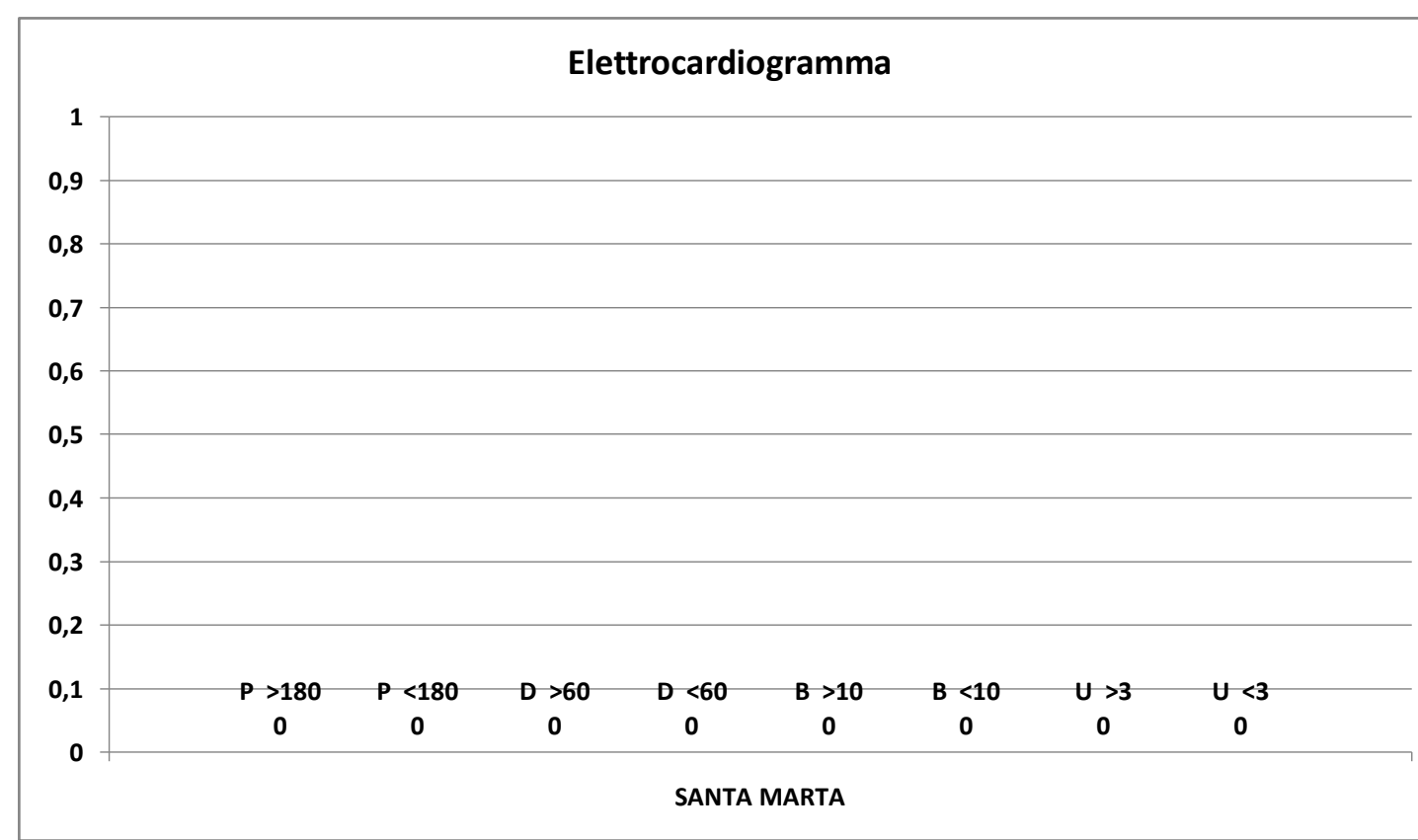
SANTO BAMBINO			
P >180	1	100,0	%
P <180	0	0,0	%
P Tot	1		
D >60	0	#####	%
D <60	0	#####	%
D Tot	0		
B >10	0	#####	%
B <10	0	#####	%
B Tot	0		
U >3	0	#####	%
U <3	0	#####	%
U Tot	0		



FERRAROTTO ALESSI			
P >180	0	#####	%
P <180	0	#####	%
P Tot	0		
D >60	0	#####	%
D <60	0	#####	%
D Tot	0		
B >10	0	#####	%
B <10	0	#####	%
B Tot	0		
U >3	0	#####	%
U <3	0	#####	%
U Tot	0		



SANTA MARTA			
P >180	0	#####	%
P <180	0	#####	%
P Tot	0		
D >60	0	#####	%
D <60	0	#####	%
D Tot	0		
B >10	0	#####	%
B <10	0	#####	%
B Tot	0		
U >3	0	#####	%
U <3	0	#####	%
U Tot	0		



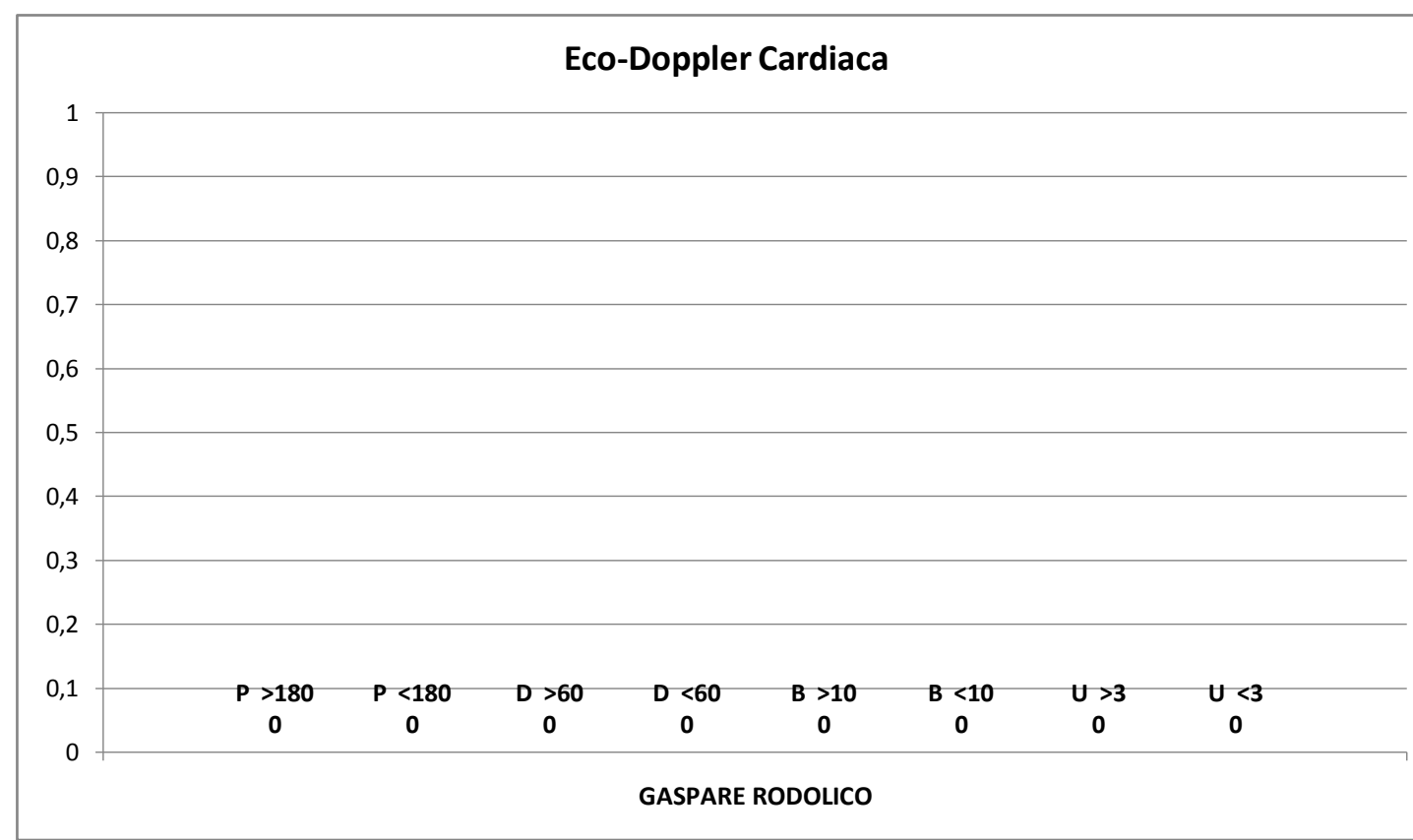
Tot. P:	1
Tot. D:	0
Tot. B:	0
Tot. U:	0
Tot. Prestazioni:	1
Tot. P >180:	1
Tot. D >60:	0
Tot. B >10:	0
Tot. U >3:	0
Tot. fuori tempo:	1

Il Responsabile del CUP – Aziendale  
Dott. Maurilio DANZI

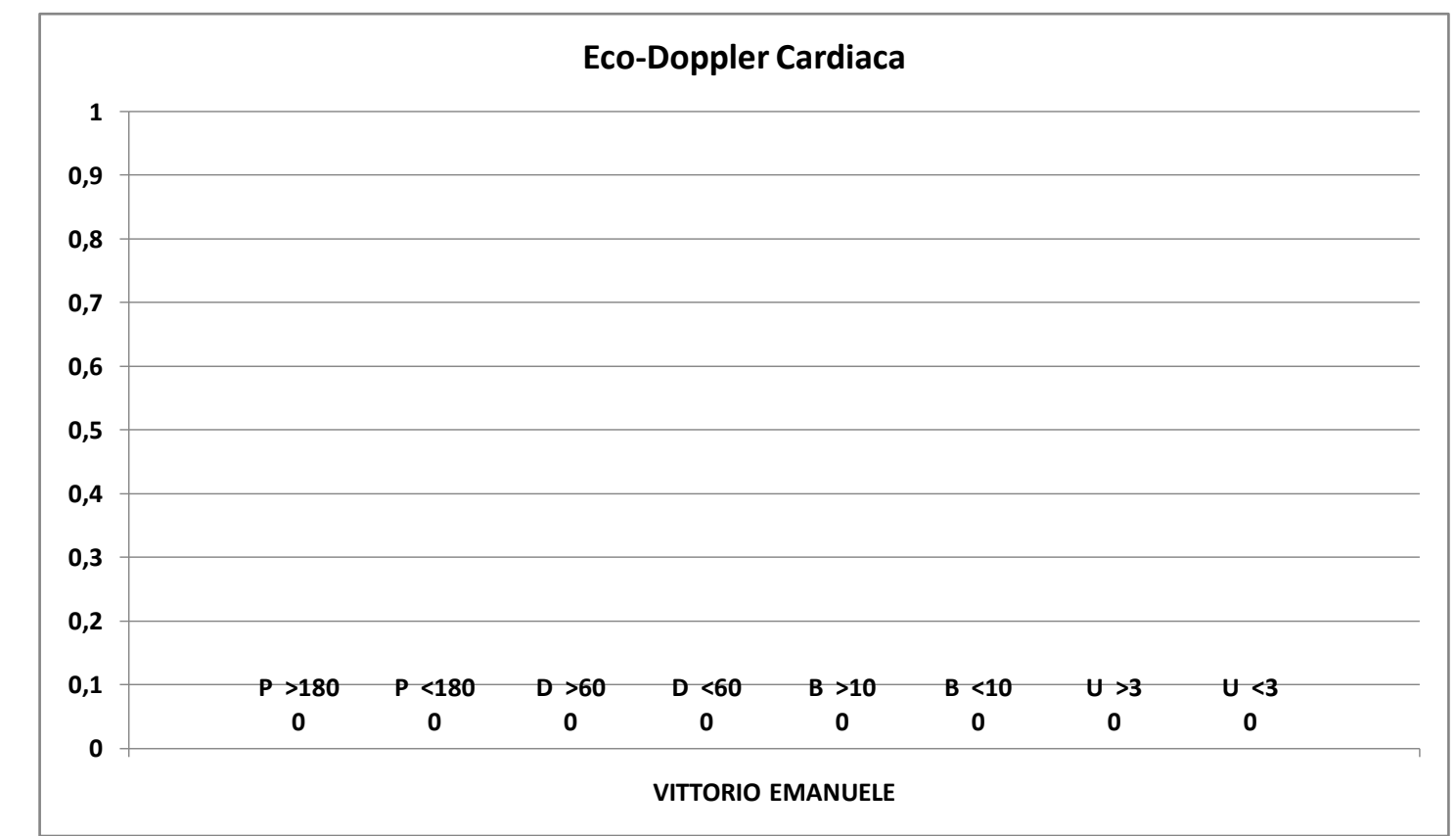
Rilevamento tempi d'attesa PRESTAZIONI CRITICHE, per codice priorità e per Presidi:

**maggio/2014**

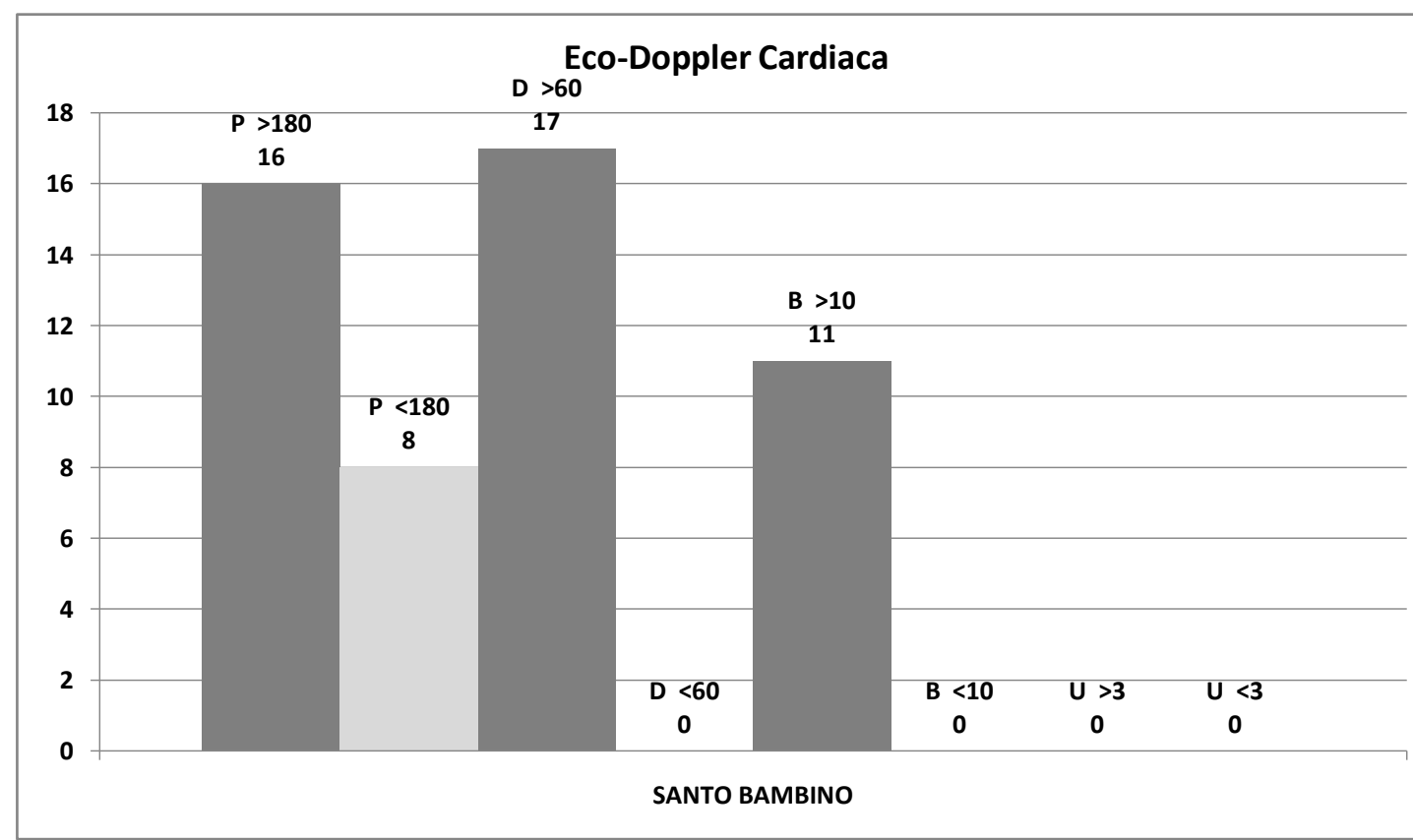
GASPARE RODOLICO			
P >180	0	#####	%
P <180	0	#####	%
P Tot	0		
D >60	0	#####	%
D <60	0	#####	%
D Tot	0		
B >10	0	#####	%
B <10	0	#####	%
B Tot	0		
U >3	0	#####	%
U <3	0	#####	%
U Tot	0		



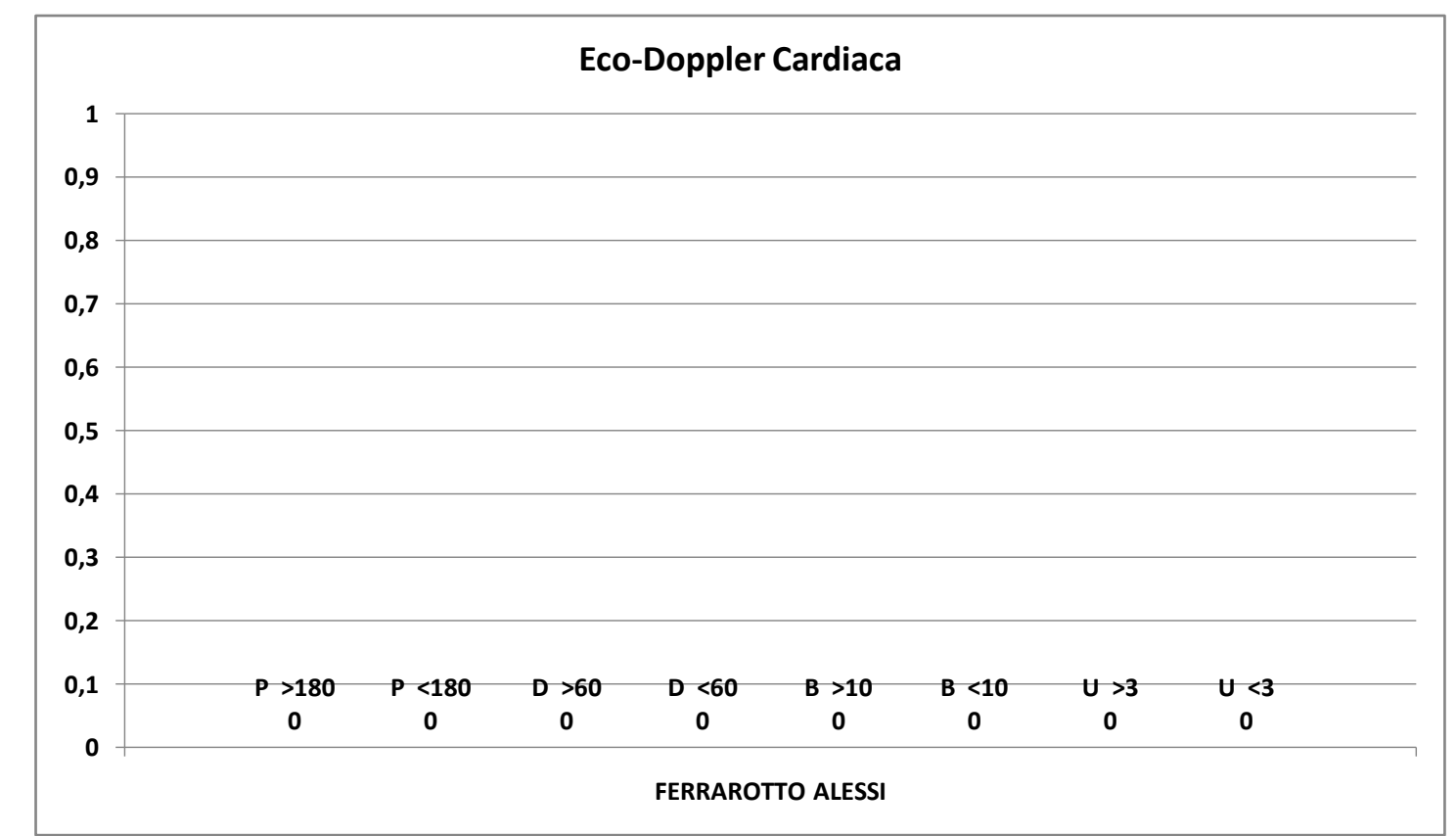
VITTORIO EMANUELE			
P >180	0	#####	%
P <180	0	#####	%
P Tot	0		
D >60	0	#####	%
D <60	0	#####	%
D Tot	0		
B >10	0	#####	%
B <10	0	#####	%
B Tot	0		
U >3	0	#####	%
U <3	0	#####	%
U Tot	0		



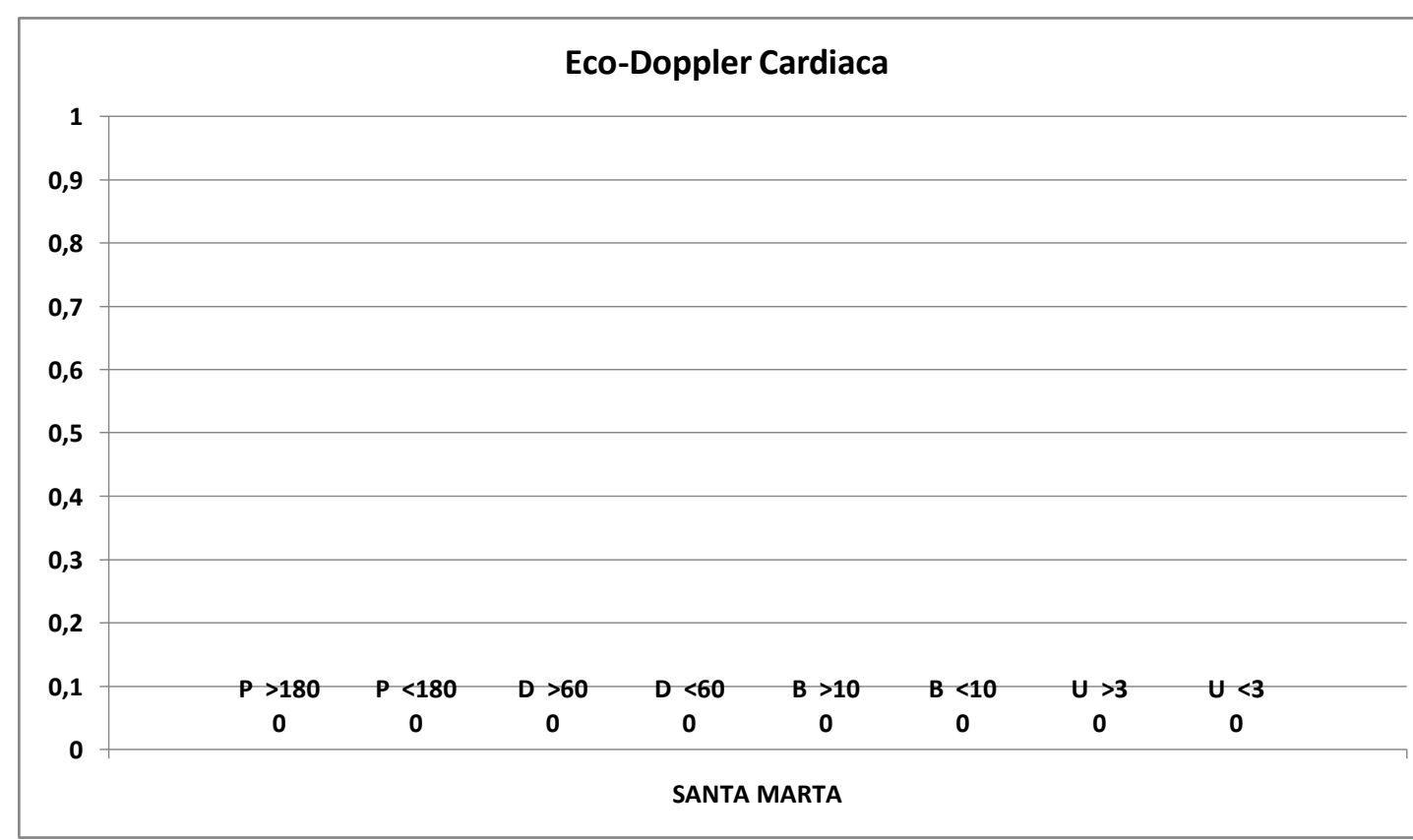
SANTO BAMBINO			
P >180	16	66,7	%
P <180	8	33,3	%
P Tot	24		
D >60	17	100,0	%
D <60	0	0,0	%
D Tot	17		
B >10	11	100,0	%
B <10	0	0,0	%
B Tot	11		
U >3	0	#####	%
U <3	0	#####	%
U Tot	0		



FERRAROTTO ALESSI			
P >180	0	#####	%
P <180	0	#####	%
P Tot	0		
D >60	0	#####	%
D <60	0	#####	%
D Tot	0		
B >10	0	#####	%
B <10	0	#####	%
B Tot	0		
U >3	0	#####	%
U <3	0	#####	%
U Tot	0		



SANTA MARTA			
P >180	0	#####	%
P <180	0	#####	%
P Tot	0		
D >60	0	#####	%
D <60	0	#####	%
D Tot	0		
B >10	0	#####	%
B <10	0	#####	%
B Tot	0		
U >3	0	#####	%
U <3	0	#####	%
U Tot	0		



Tot. P:	24
Tot. D:	17
Tot. B:	11
Tot. U:	0
Tot. Prestazioni:	52
Tot. P >180:	16
Tot. D >60:	17
Tot. B >10:	11
Tot. U >3:	0
Tot. fuori tempo:	44

Il Responsabile del CUP – Aziendale  
Dott. Maurilio DANZI