

CUP - Aziendale

Rilevamento Mensile Tempi d'Attesa Prestazioni Critiche

giugno-2014		Presidi Ospedalieri							
		G. Rodolico	V. Emanuele	S. Marta	S. Bambino	Ferrarotto	Totali		
Classi di priorità	P <180	1720	593	407	611	28	<180 = 3359	88 %	
	P >180	319	89	11	56	0	>180 = 475	12 %	
	Tot. P	2039	682	418	667	28	Tot. = 3834	100 %	
	D <30 (e/o <60 str.)	301	168	75	37	4	<30 e/o <60 str. = 585	82 %	
	D >30 (e/o >60 str.)	70	22	14	25	0	>30 e/o >60 str. = 131	18 %	
	Tot. D	371	190	89	62	4	Tot. = 716	100 %	
	B <10	176	165	10	4	7	<10 = 362	83 %	
	B >10	39	7	4	24	0	>10 = 74	17 %	
	Tot. B	215	172	14	28	7	Tot. = 436	100 %	
	U <3	4	0	0	0	2	<3 = 6	67 %	
	U >3	2	1	0	0	0	>3 = 3	33 %	
	Tot. U	6	1	0	0	2	Tot. = 9	100 %	
								Tot. Prestazioni = 4995	

Classi di Priorità (da erogare entro i giorni prestabiliti a decorrere dalla data di prescrizione del Medico)

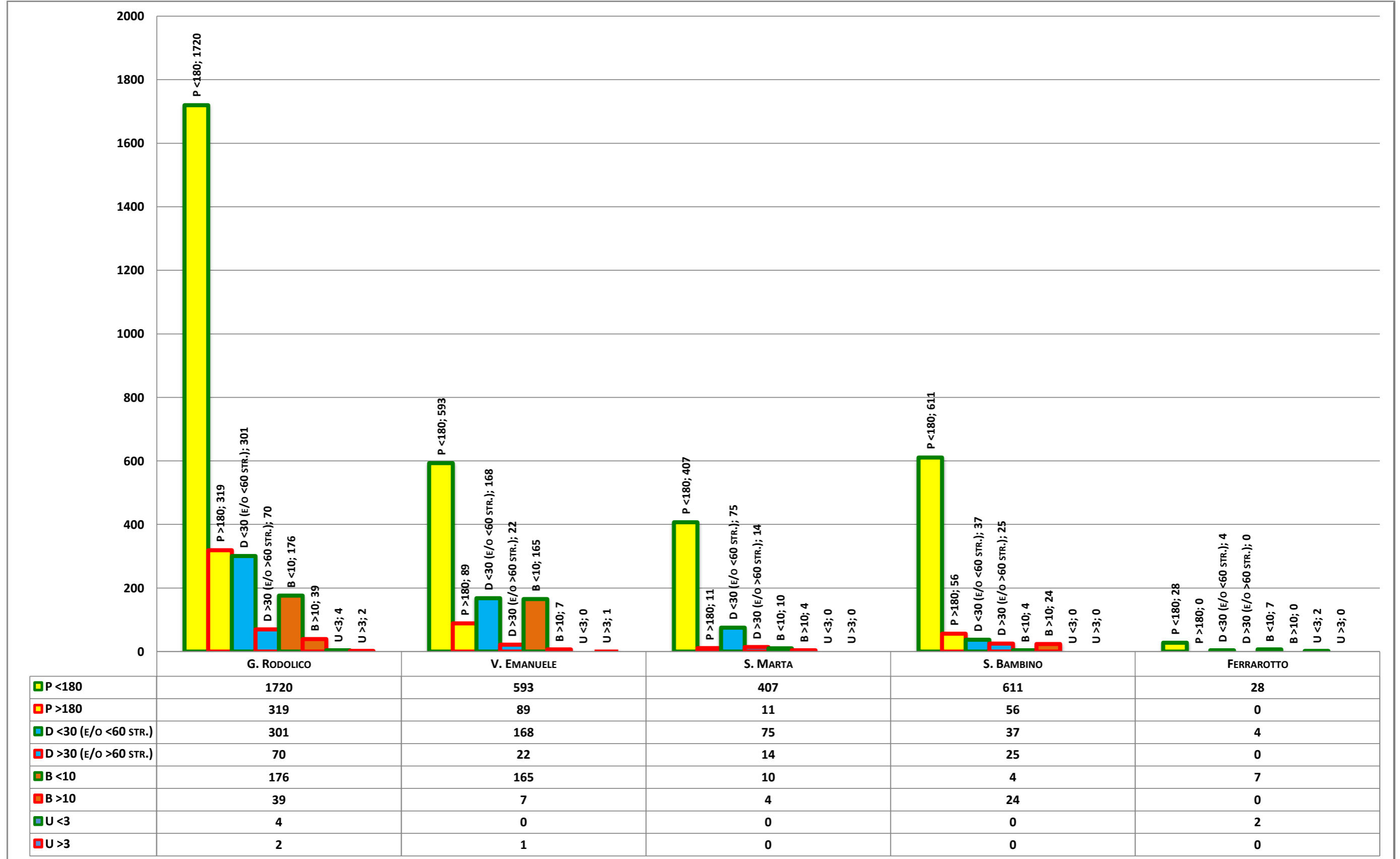
P = Programmabile (180 gg.)

D = Differibile (30 gg. visita - 60 gg. strumentale)

B = Breve (10 gg.)

U = Urgente (3 gg.)

Rilevamento Mensile Tempi d'Attesa Prestazioni Critiche: giugno/14



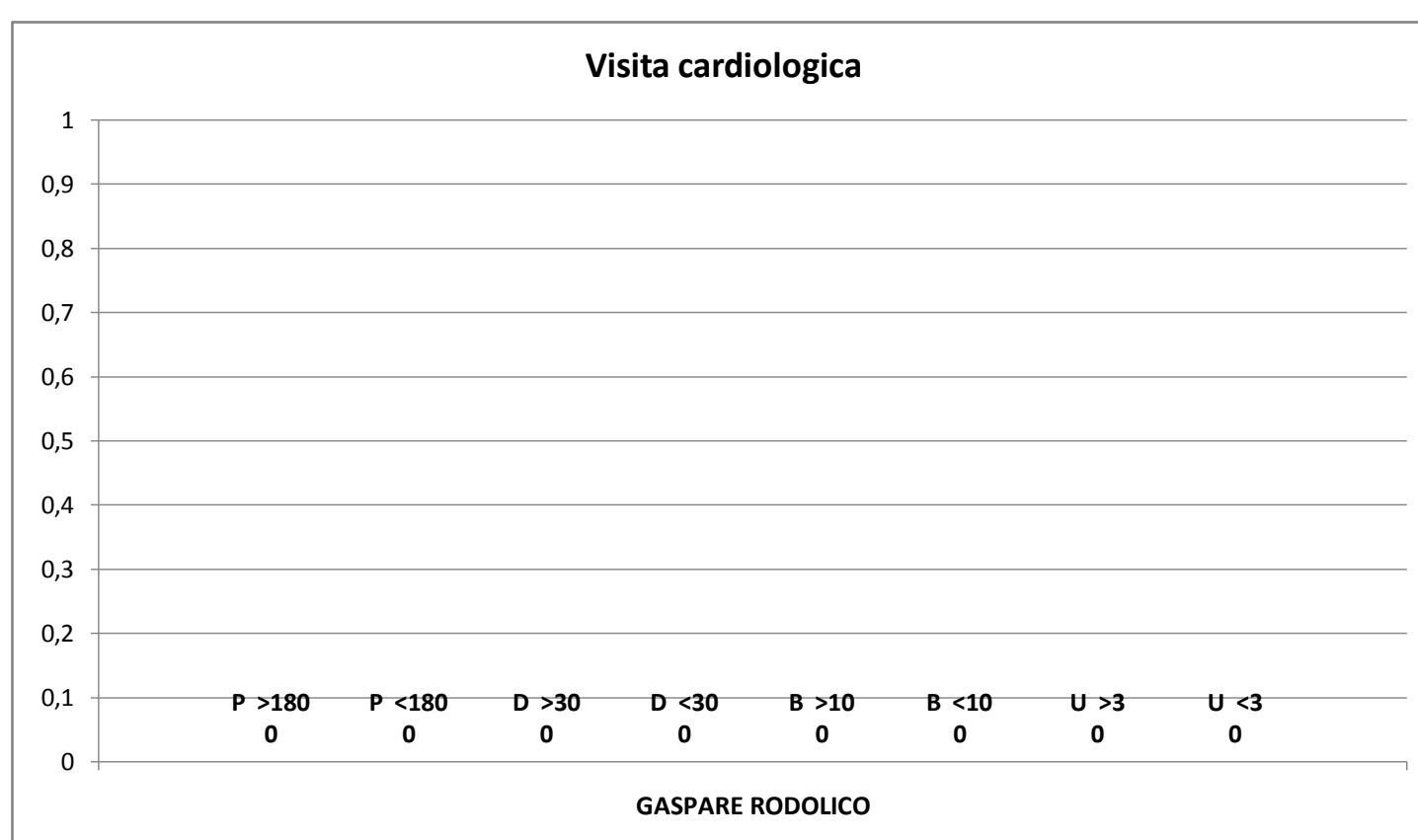
Monitoraggio Prestazioni Critiche Mese di: giugno/14

Cod. Regionali Prestazioni	Prestazioni Ambulatoriali	Tot. Prest. con cod. B e D	Tot. Prest. con cod. U	Tot. Prest. con cod. U (> 3 gg.)	Tot. Prest. con cod. B (> 10 gg.)	Tot. Prest. Con cod. D (> 30 gg. Vis. - >60 Str.)	Tot. Prest. con cod. P	Tot. Prest. con cod. P (> 180 gg.)	Tot. Prest. Senza Biffatura
89.7	Visita cardiologica	17	0	0	4	2	28	20	5
89.7	Visita chirurgia vascolare	14	3	0	0	0	51	0	10
89.7	Visita endocrinologica	55	1	1	7	11	232	34	104
89.13	Visita neurologica	71	1	0	14	16	105	6	16
95.02	Visita oculistica	151	0	0	7	31	551	128	79
89.26	Visita ginecologica	50	0	0	11	7	107	8	23
89.7	Visita otorinolaringoiatrica	212	0	0	2	2	307	0	65
89.7	Visita urologica	62	0	0	1	6	101	9	23
89.7	Visita dermatologica	181	2	0	1	1	854	0	135
89.7	Visita fisiatrica	90	0	0	1	0	85	0	13
89.7	Visita gastroenterologica	46	2	2	1	9	88	2	12
89.7	Visita oncologica	0	0	0	0	0	17	0	1
89.7	Visita pneumologica	23	0	0	6	6	139	2	34
87.37.1 - 87.37.2	Mammografia	7	0	0	2	5	469	2	422
88.71.4	Ecografia capo e collo	27	0	0	1	3	85	54	32
88.73.5	Ecocolor doppler dei tronchi sovraaortici	19	0	0	2	2	109	35	20
88.77.2	Ecocolor doppler dei vasi periferici	20	0	0	1	1	89	22	18
88.74.1 - 88.75.1 - 88.76.1	Ecografia addome	23	0	0	0	3	76	40	16
88.73.1 - 88.73.2	Ecografia mammella	31	0	0	5	11	91	79	25
88.78 - 88.78.2	Ecografia ostetrica-ginecologica	4	0	0	0	2	39	9	8
95.41.1	Audiometria	13	0	0	0	0	63	0	17
89.37.1 - 89.37.2	Spirometria	15	0	0	2	2	120	1	27
95.09.1	Fondo oculare	4	0	0	0	1	8	7	2
88.72.3	Ecocolor doppler cardiaca	16	0	0	6	10	19	16	5
89.52	Elettrocardiogramma	1	0	0	0	0	1	1	0
89.50	Elettrocardiogramma dinamico (Holter)	0	0	0	0	0	0	0	0
45.13 - 45.16	Esofagogastroduodenoscopia	0	0	0	0	0	0	0	0
45.23 - 45.25 - 45.42	Colonscopia	0	0	0	0	0	0	0	0

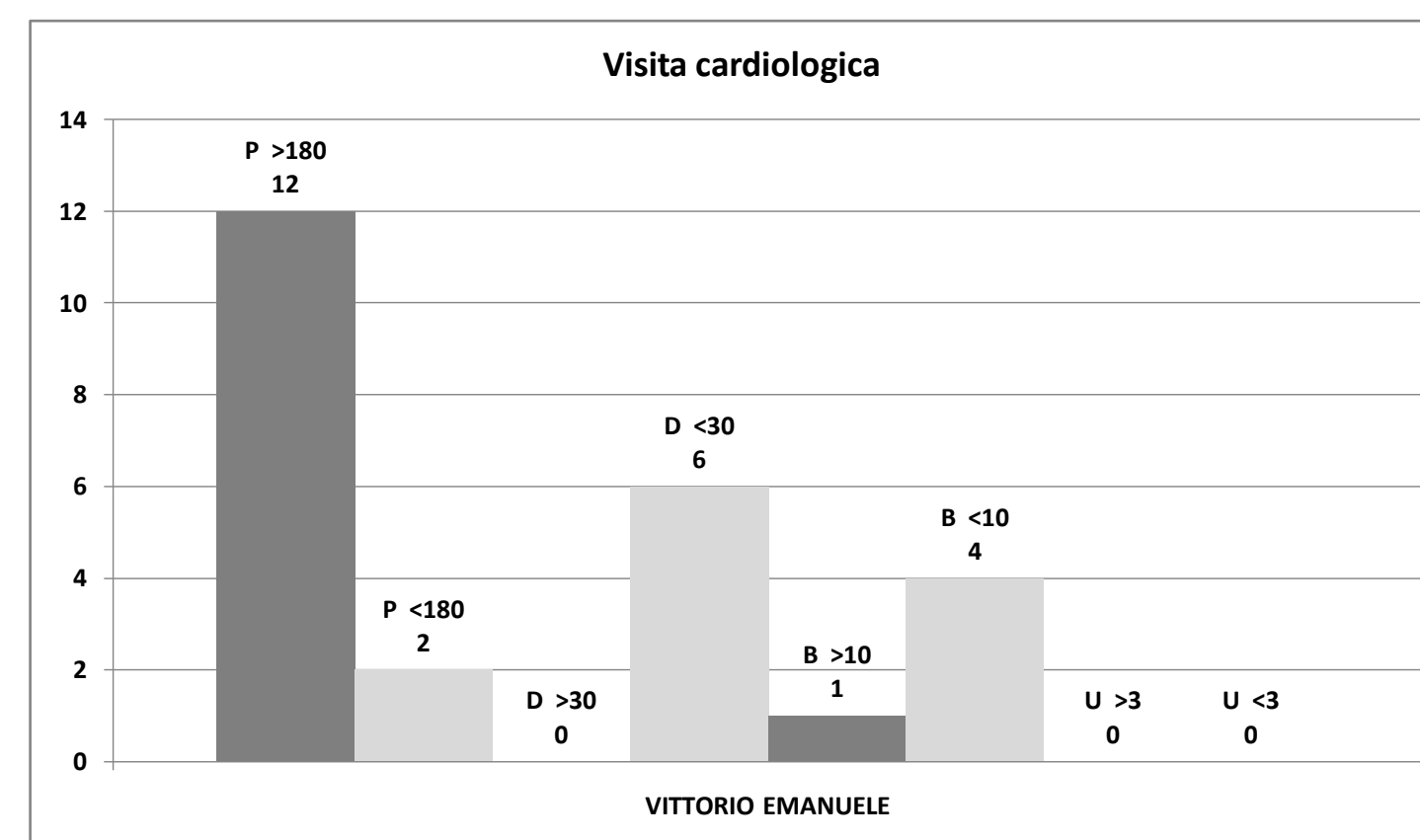
Rilevamento tempi d'attesa PRESTAZIONI CRITICHE, per codice priorità e per Presidi:

giugno/2014

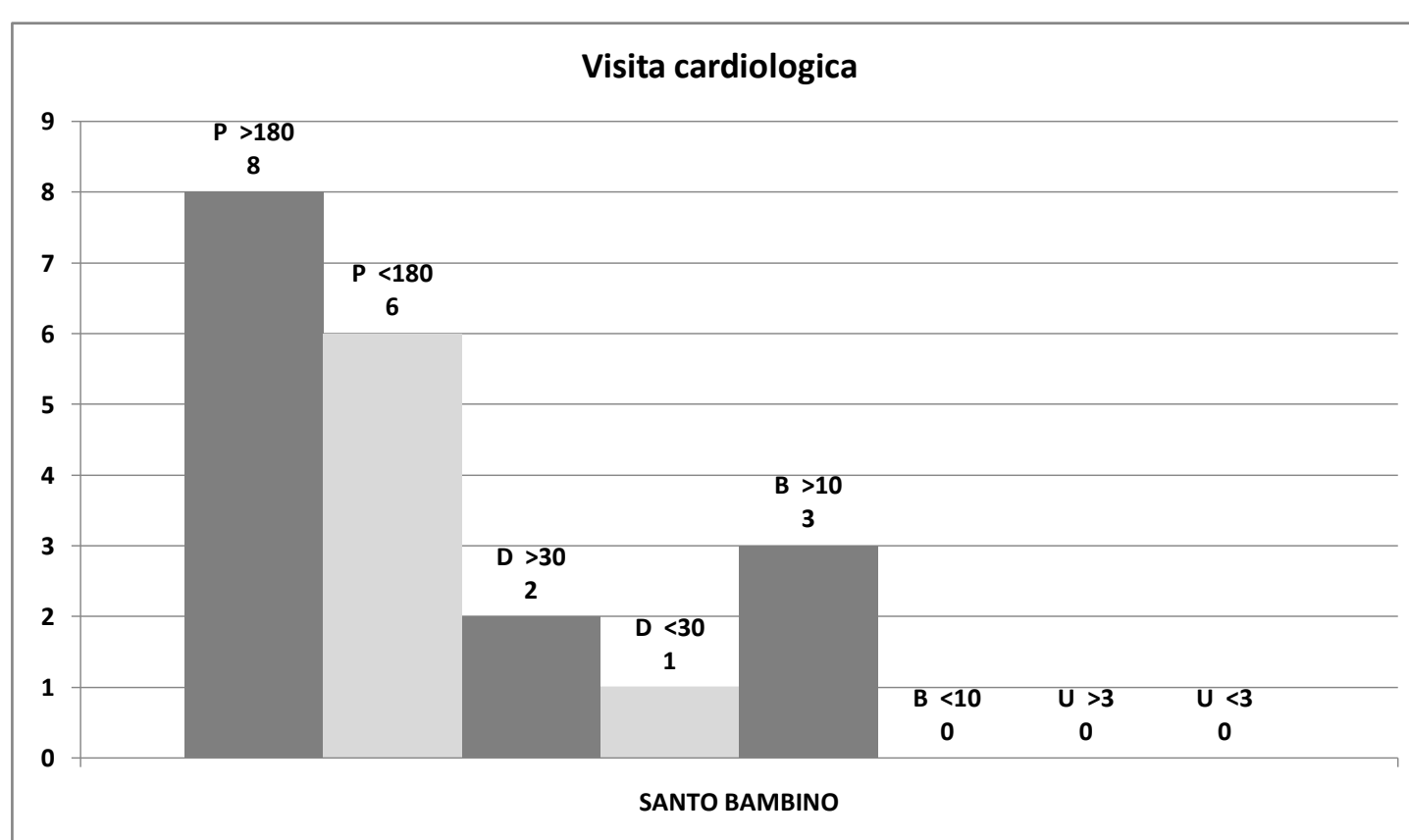
GASPARE RODOLICO			
P >180	0	#####	%
P <180	0	#####	%
P Tot	0		
D >30	0	#####	%
D <30	0	#####	%
D Tot	0		
B >10	0	#####	%
B <10	0	#####	%
B Tot	0		
U >3	0	#####	%
U <3	0	#####	%
U Tot	0		



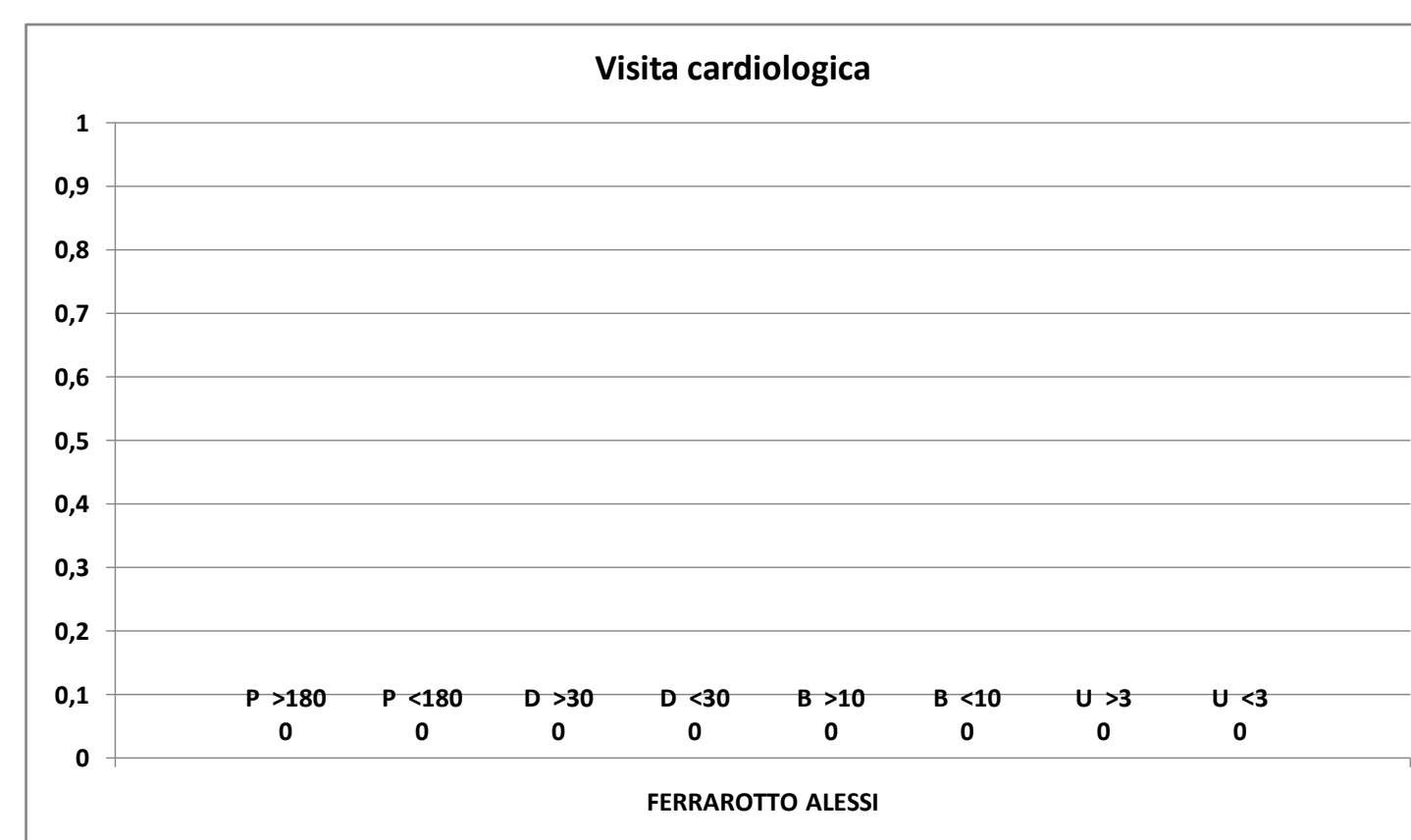
VITTORIO EMANUELE			
P >180	12	85,7	%
P <180	2	14,3	%
P Tot	14		
D >30	0	0,0	%
D <30	6	100,0	%
D Tot	6		
B >10	1	20,0	%
B <10	4	80,0	%
B Tot	5		
U >3	0	#####	%
U <3	0	#####	%
U Tot	0		



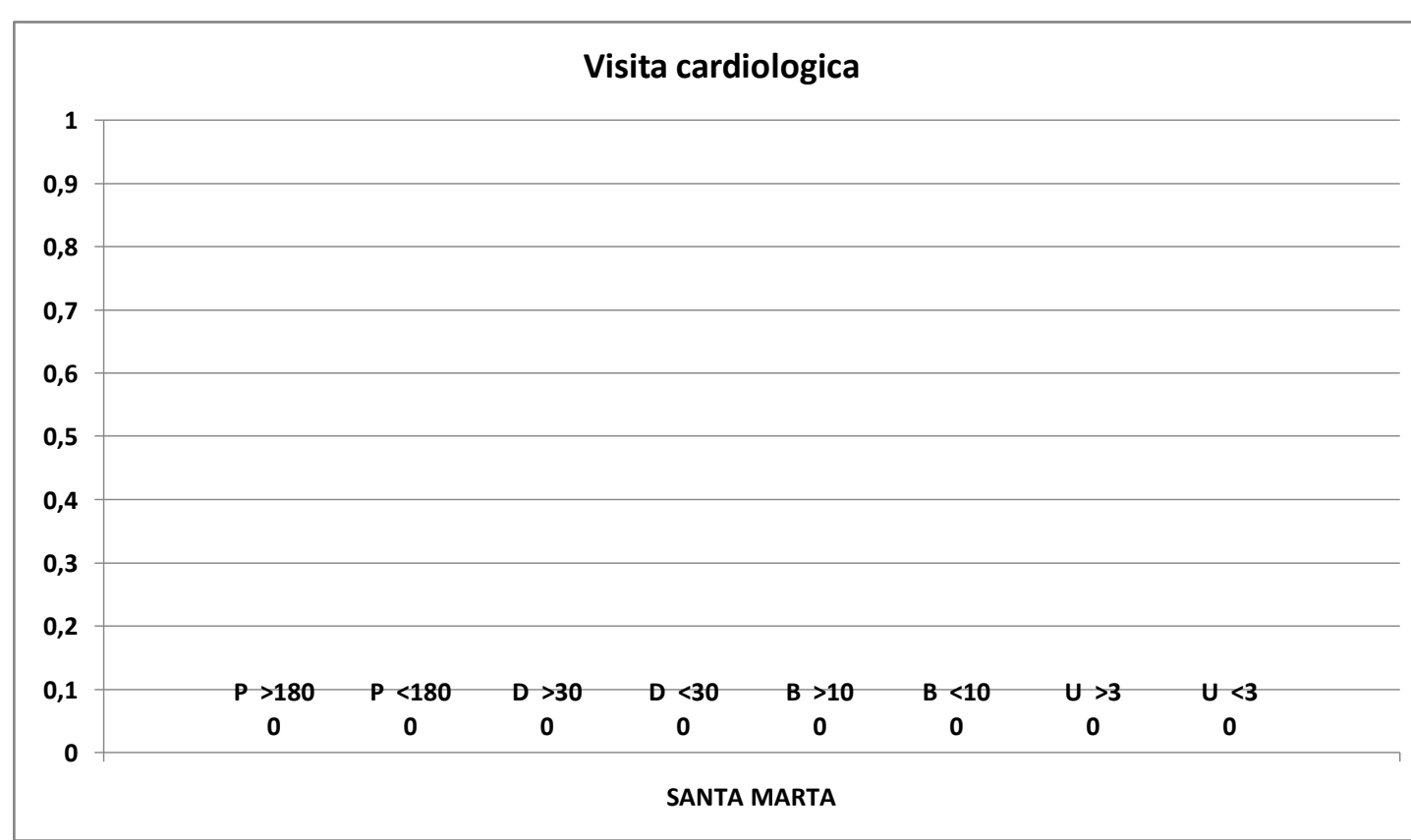
SANTO BAMBINO			
P >180	8	57,1	%
P <180	6	42,9	%
P Tot	14		
D >30	2	66,7	%
D <30	1	33,3	%
D Tot	3		
B >10	3	100,0	%
B <10	0	0,0	%
B Tot	3		
U >3	0	#####	%
U <3	0	#####	%
U Tot	0		



FERRAROTTO ALESSI			
P >180	0	#####	%
P <180	0	#####	%
P Tot	0		
D >30	0	#####	%
D <30	0	#####	%
D Tot	0		
B >10	0	#####	%
B <10	0	#####	%
B Tot	0		
U >3	0	#####	%
U <3	0	#####	%
U Tot	0		



SANTA MARTA			
P >180	0	#####	%
P <180	0	#####	%
P Tot	0		
D >30	0	#####	%
D <30	0	#####	%
D Tot	0		
B >10	0	#####	%
B <10	0	#####	%
B Tot	0		
U >3	0	#####	%
U <3	0	#####	%
U Tot	0		



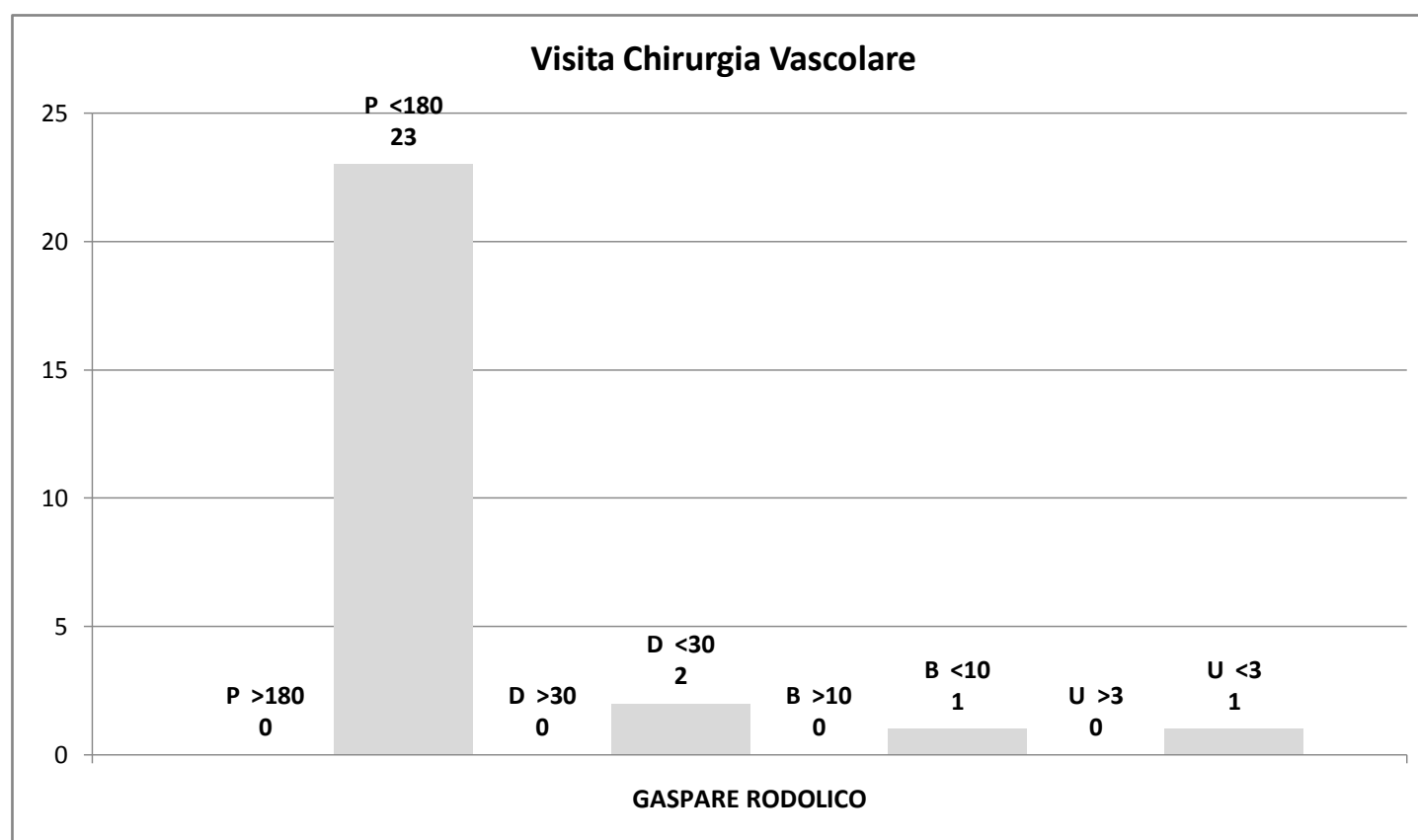
Tot. P:	28
Tot. D:	9
Tot. B:	8
Tot. U:	0
Tot. Prestazioni:	45
Tot. P >180:	20
Tot. D >30:	2
Tot. B >10:	4
Tot. U >3:	0
Tot. fuori tempo:	26

Il Responsabile del CUP – Aziendale
Dott. Maurilio DANZI

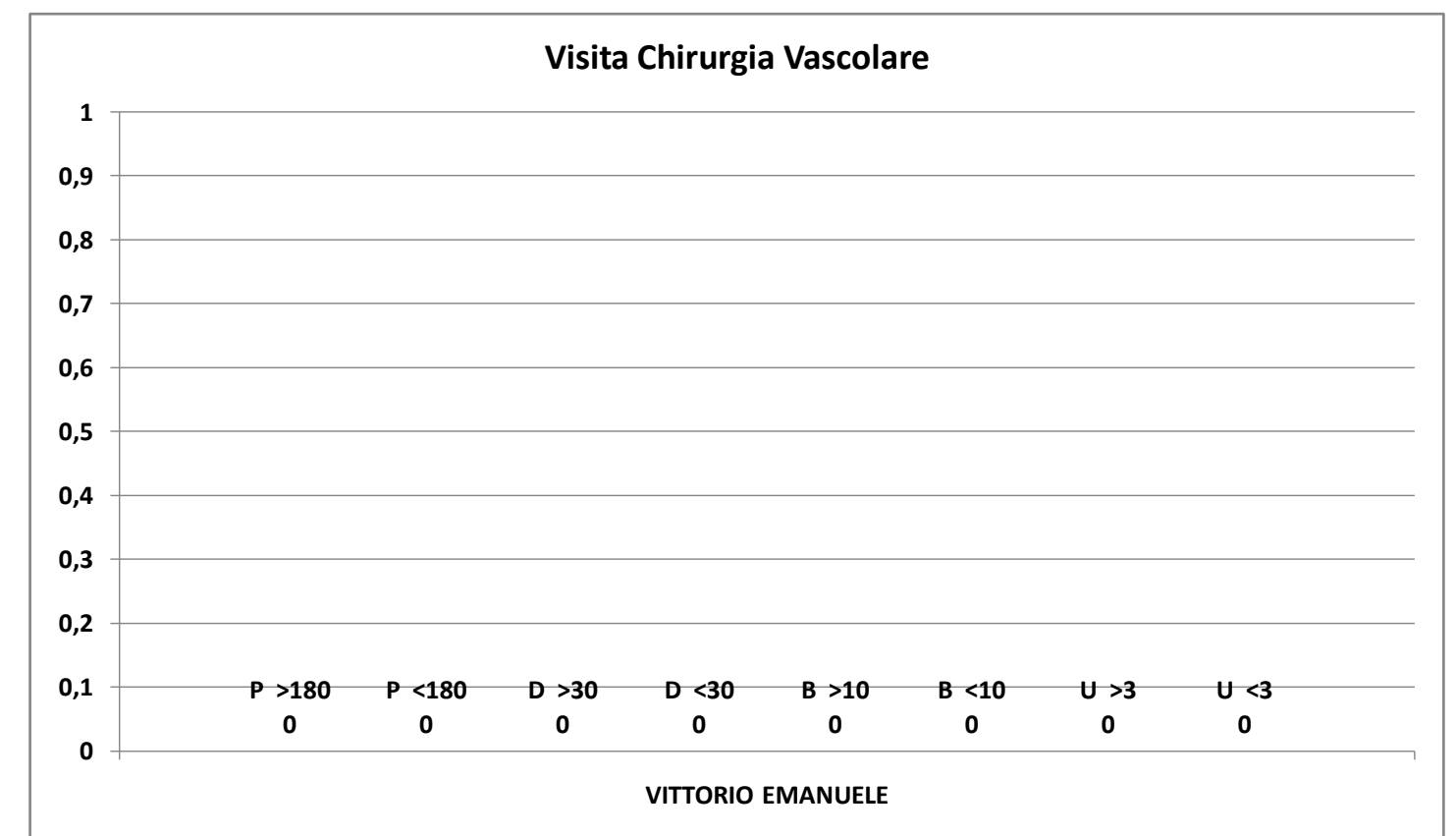
Rilevamento tempi d'attesa PRESTAZIONI CRITICHE, per codice priorità e per Presidi:

giugno/2014

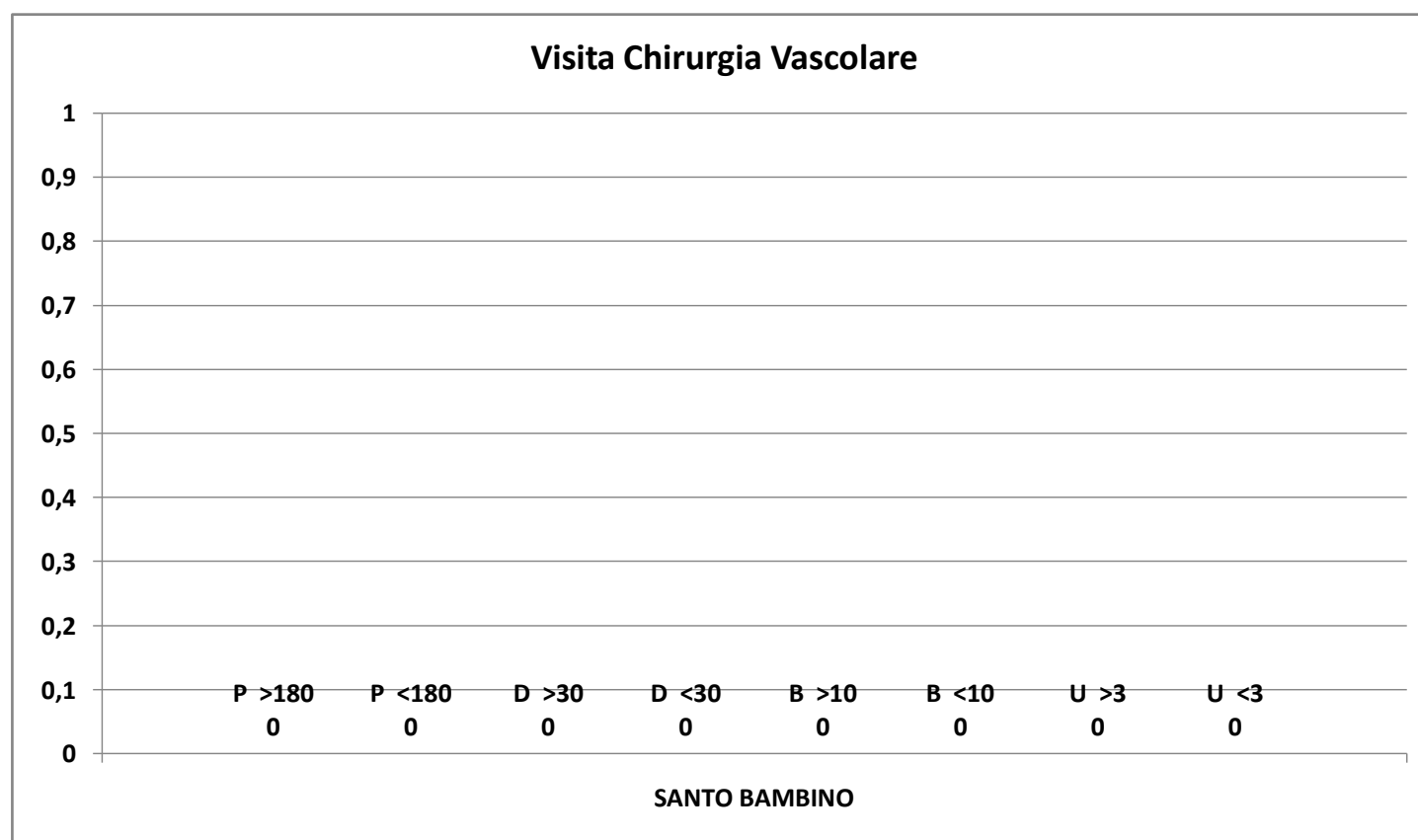
GASPARE RODOLICO			
P >180	0	0,0	%
P <180	23	100,0	%
P Tot	23		
D >30	0	0,0	%
D <30	2	100,0	%
D Tot	2		
B >10	0	0,0	%
B <10	1	100,0	%
B Tot	1		
U >3	0	0,0	%
U <3	1	100,0	%
U Tot	1		



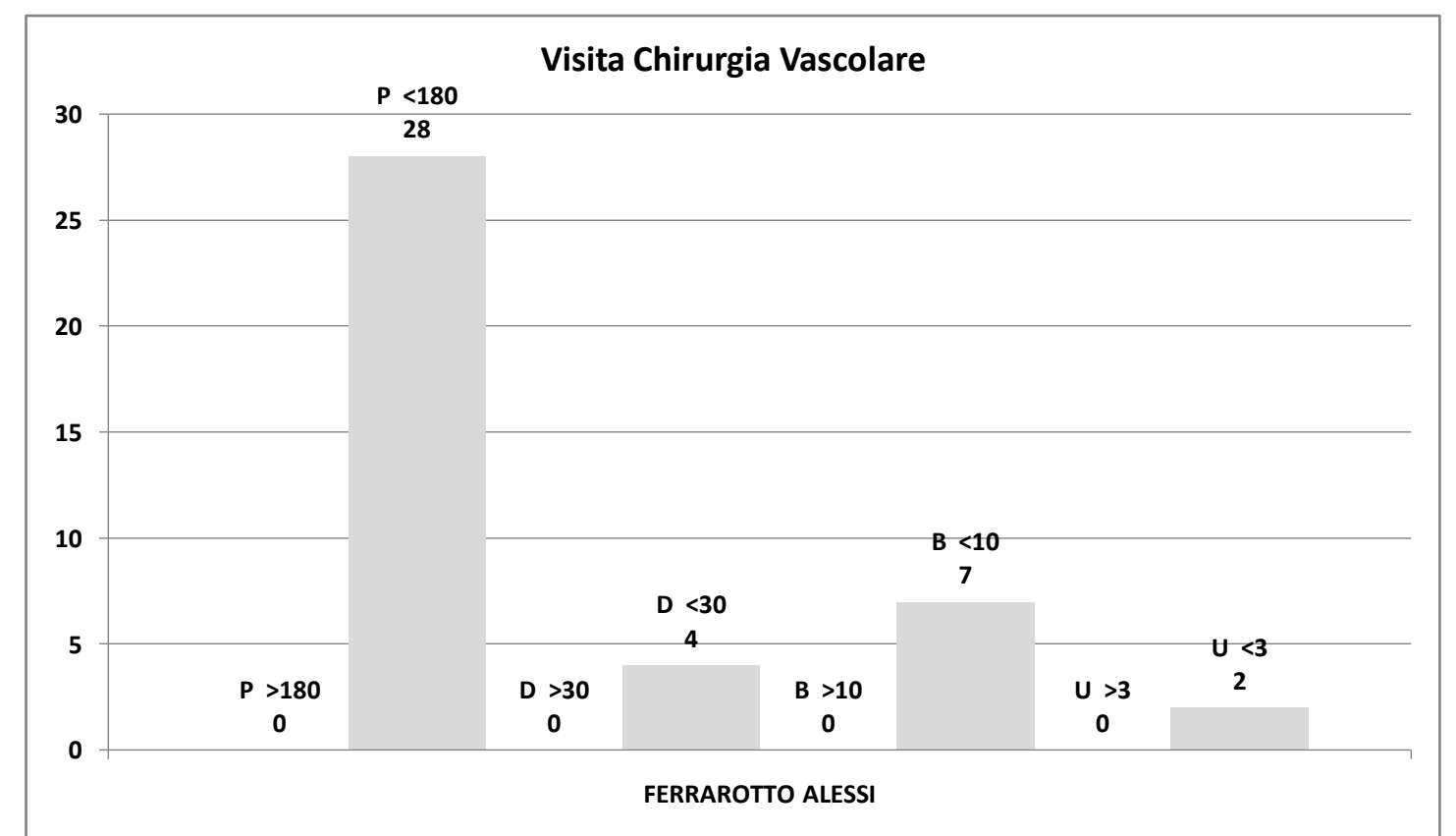
VITTORIO EMANUELE			
P >180	0	#####	%
P <180	0	#####	%
P Tot	0		
D >30	0	#####	%
D <30	0	#####	%
D Tot	0		
B >10	0	#####	%
B <10	0	#####	%
B Tot	0		
U >3	0	#####	%
U <3	0	#####	%
U Tot	0		



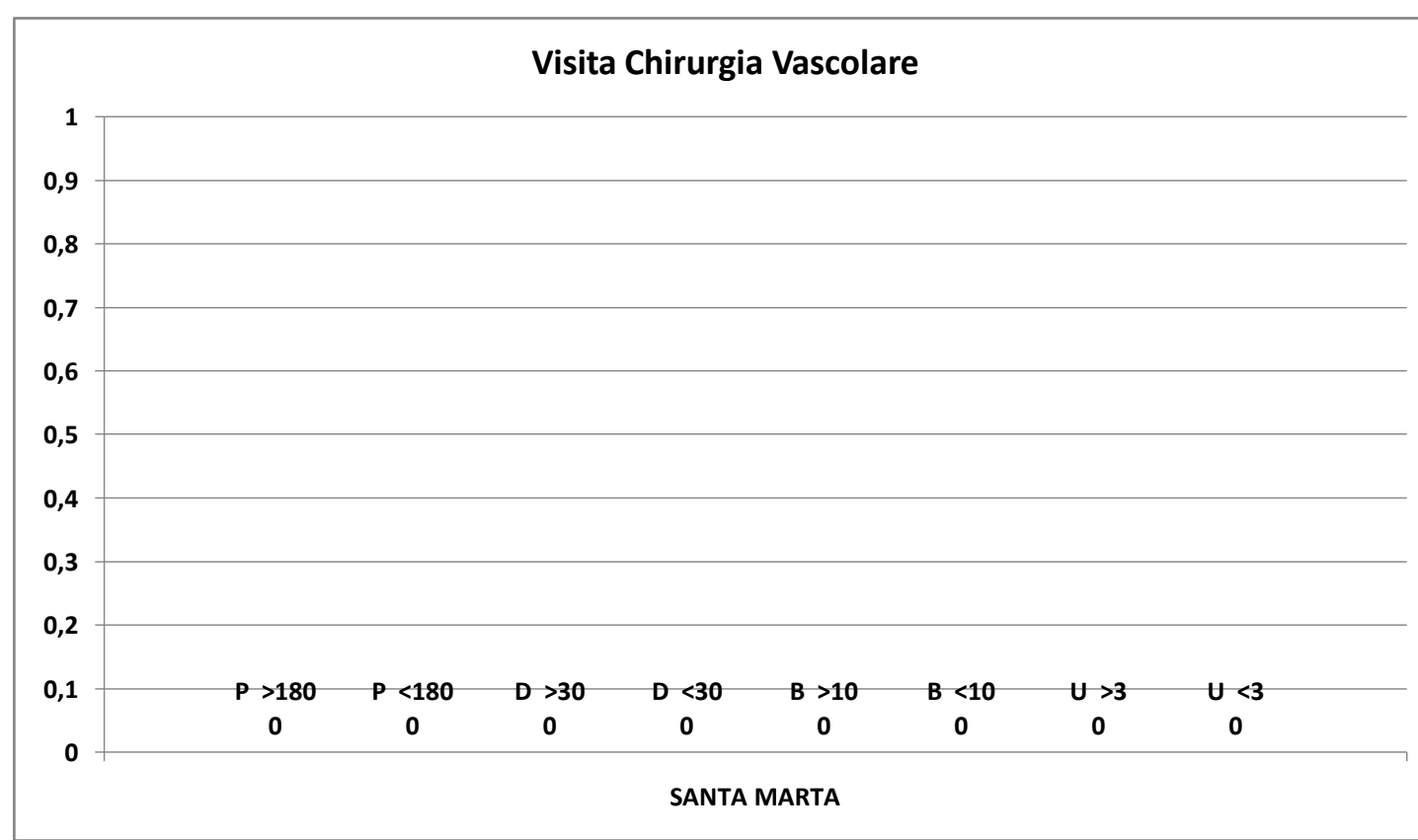
SANTO BAMBINO			
P >180	0	#####	%
P <180	0	#####	%
P Tot	0		
D >30	0	#####	%
D <30	0	#####	%
D Tot	0		
B >10	0	#####	%
B <10	0	#####	%
B Tot	0		
U >3	0	#####	%
U <3	0	#####	%
U Tot	0		



FERRAROTTO ALESSI			
P >180	0	0,0	%
P <180	28	100,0	%
P Tot	28		
D >30	0	0,0	%
D <30	4	100,0	%
D Tot	4		
B >10	0	0,0	%
B <10	7	100,0	%
B Tot	7		
U >3	0	0,0	%
U <3	2	100,0	%
U Tot	2		



SANTA MARTA			
P >180	0	#####	%
P <180	0	#####	%
P Tot	0		
D >30	0	#####	%
D <30	0	#####	%
D Tot	0		
B >10	0	#####	%
B <10	0	#####	%
B Tot	0		
U >3	0	#####	%
U <3	0	#####	%
U Tot	0		



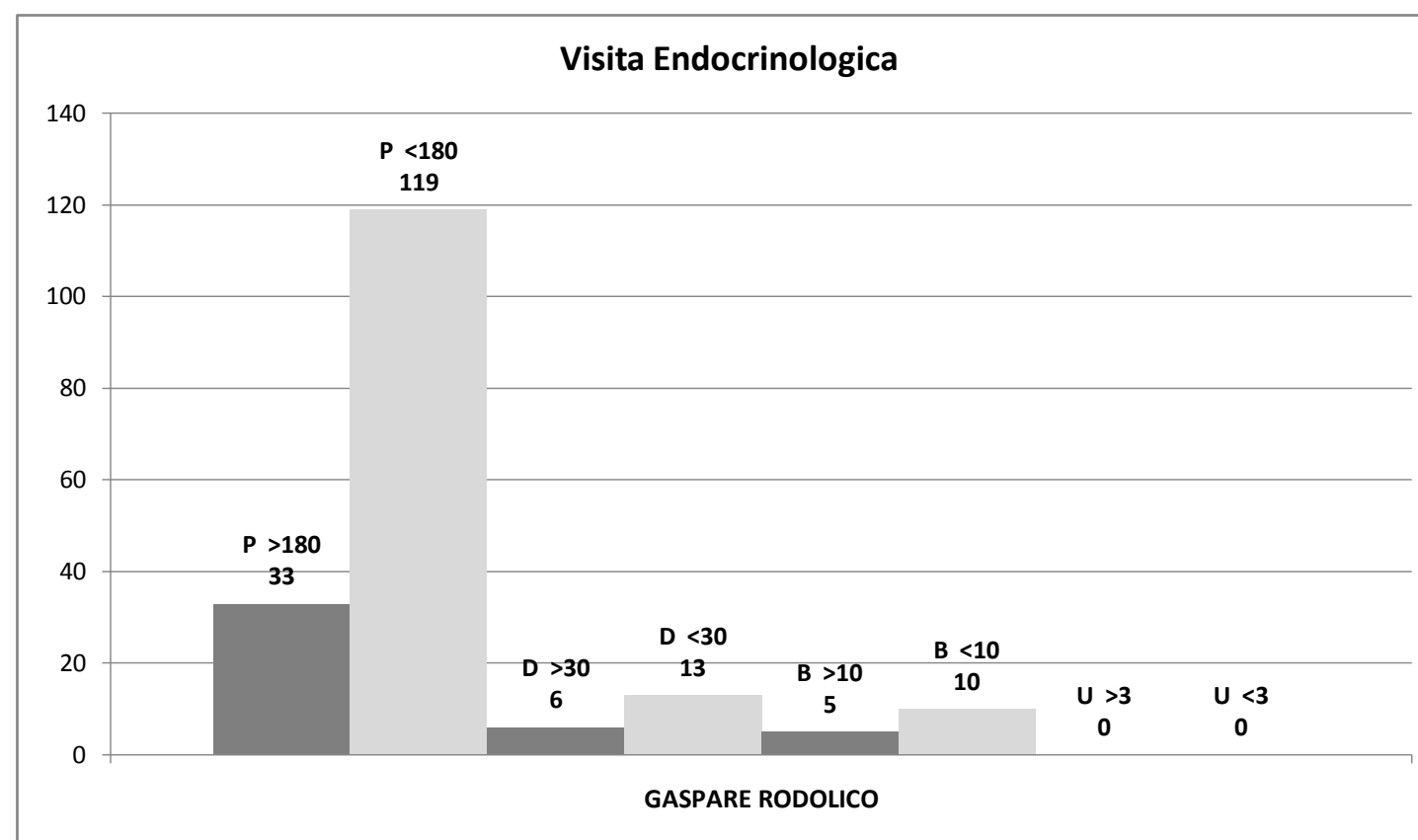
Tot. P:	51
Tot. D:	6
Tot. B:	8
Tot. U:	3
Tot. Prestazioni:	68
Tot. P >180:	0
Tot. D >30:	0
Tot. B >10:	0
Tot. U >3:	0
Tot. fuori tempo:	0

Il Responsabile del CUP – Aziendale
Dott. Maurilio DANZI

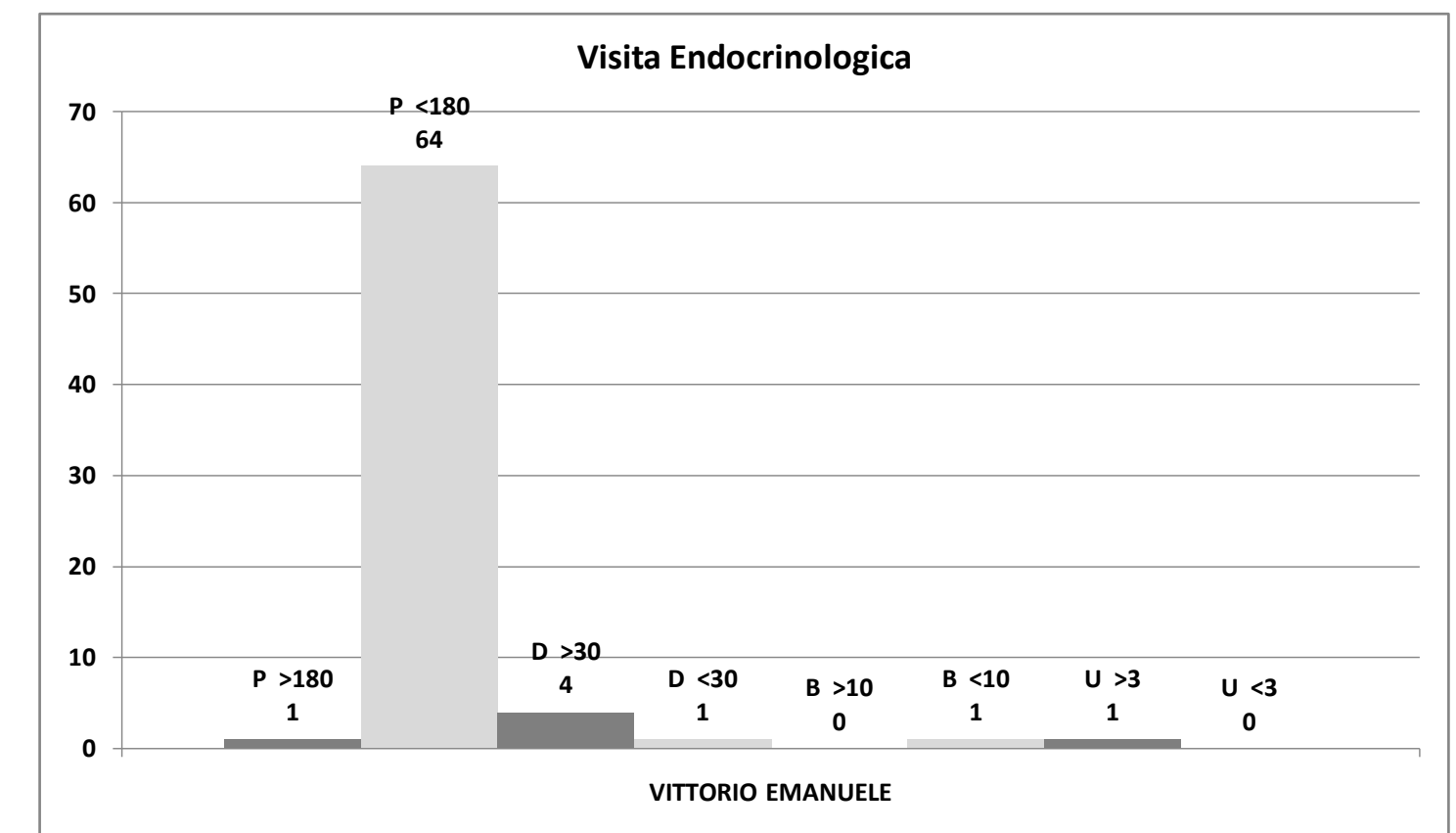
Rilevamento tempi d'attesa PRESTAZIONI CRITICHE, per codice priorità e per Presidi:

giugno/2014

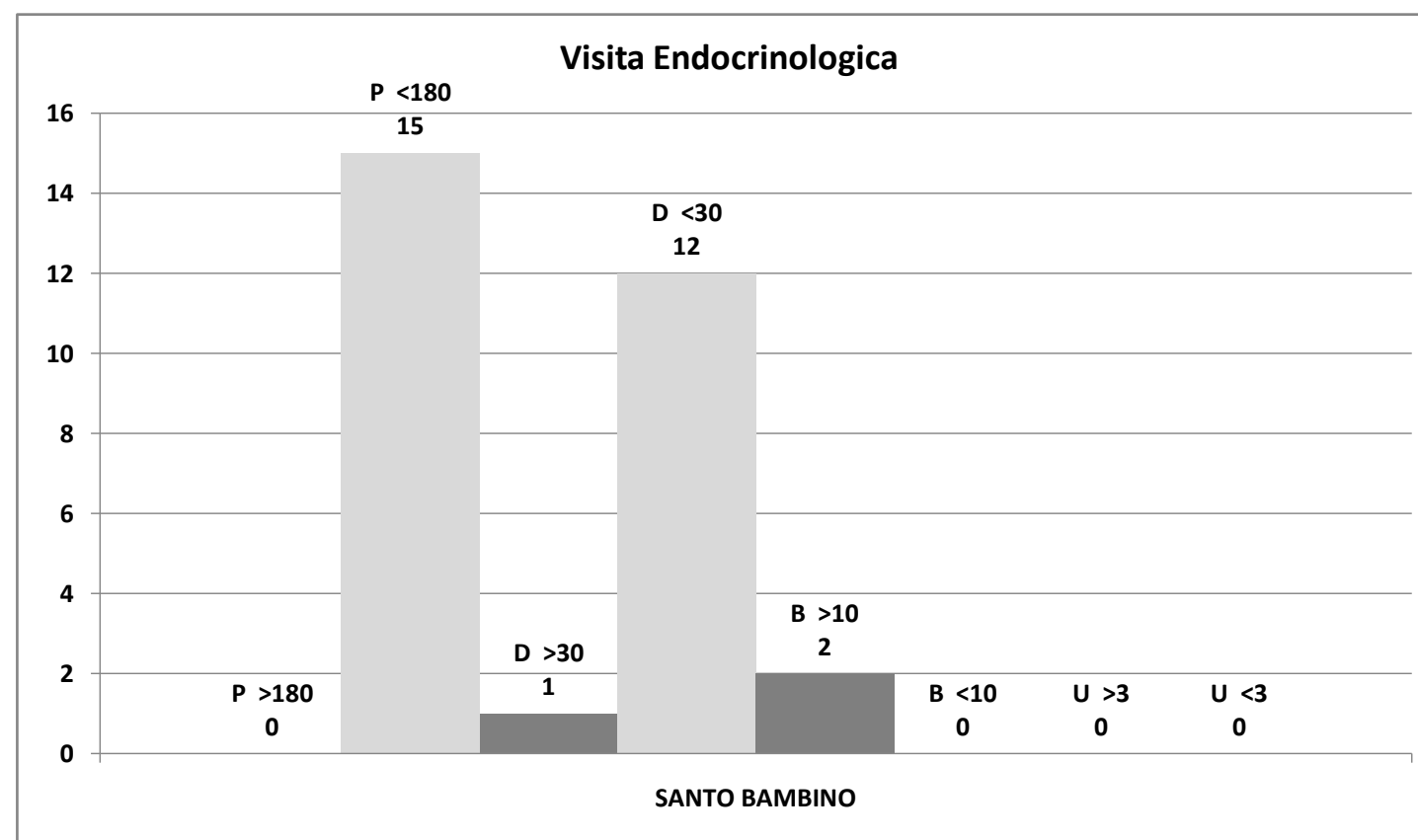
GASPARE RODOLICO			
P >180	33	21,7	%
P <180	119	78,3	%
P Tot	152		
D >30	6	31,6	%
D <30	13	68,4	%
D Tot	19		
B >10	5	33,3	%
B <10	10	66,7	%
B Tot	15		
U >3	0	#####	%
U <3	0	#####	%
U Tot	0		



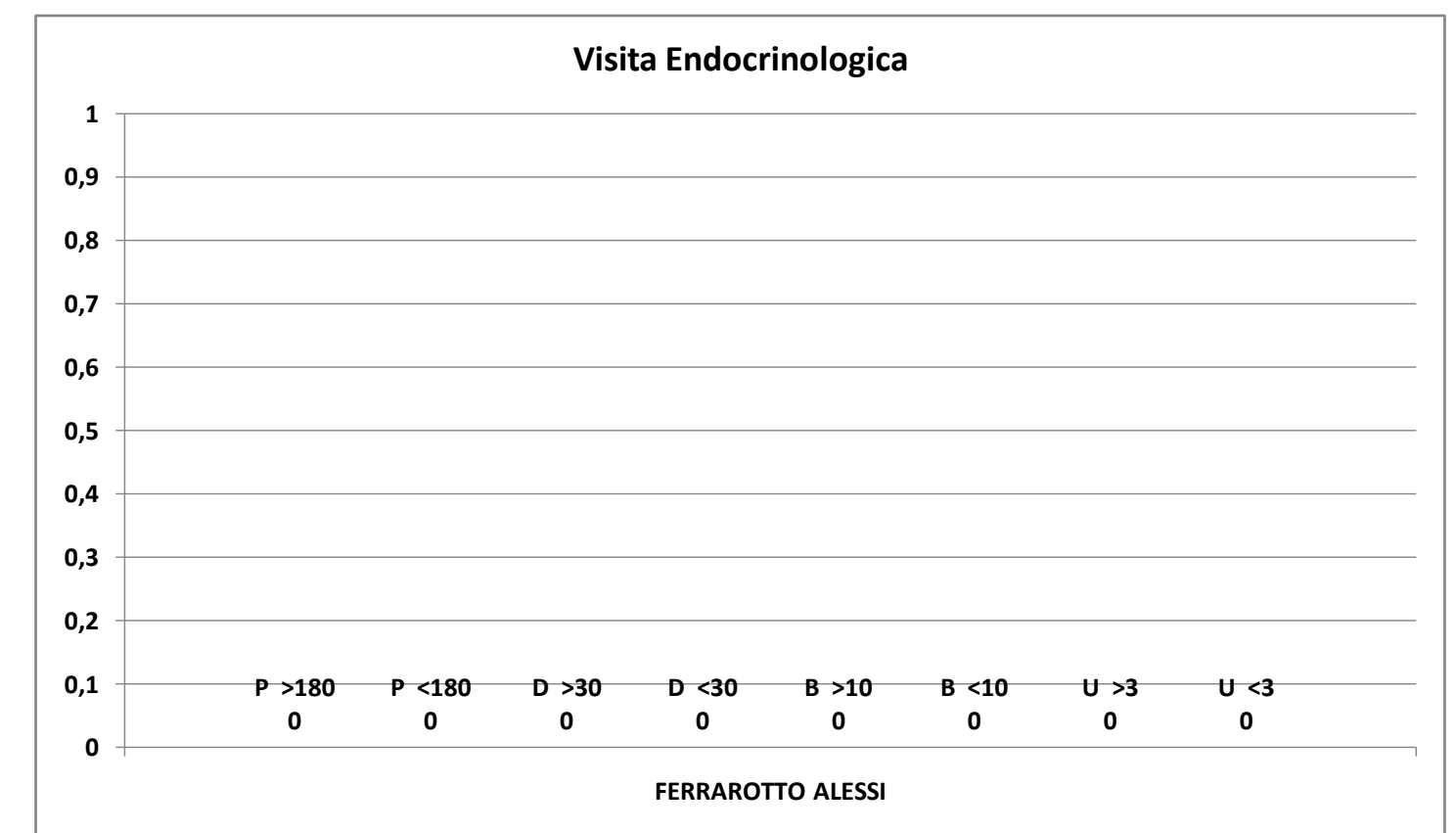
VITTORIO EMANUELE			
P >180	1	1,5	%
P <180	64	98,5	%
P Tot	65		
D >30	4	80,0	%
D <30	1	20,0	%
D Tot	5		
B >10	0	0,0	%
B <10	1	100,0	%
B Tot	1		
U >3	1	100,0	%
U <3	0	0,0	%
U Tot	1		



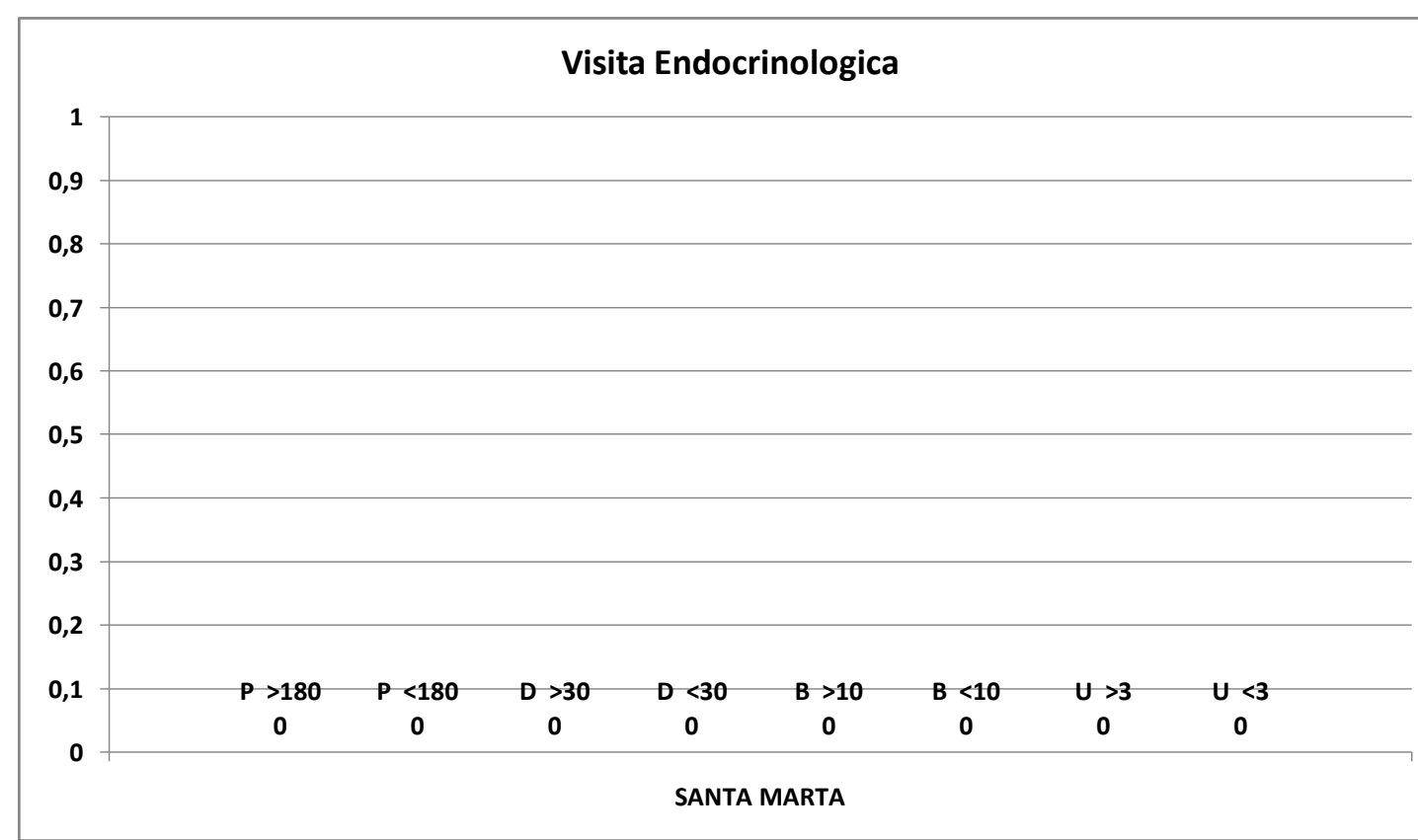
SANTO BAMBINO			
P >180	0	0,0	%
P <180	15	100,0	%
P Tot	15		
D >30	1	7,7	%
D <30	12	92,3	%
D Tot	13		
B >10	2	100,0	%
B <10	0	0,0	%
B Tot	2		
U >3	0	#####	%
U <3	0	#####	%
U Tot	0		



FERRAROTTO ALESSI			
P >180	0	#####	%
P <180	0	#####	%
P Tot	0		
D >30	0	#####	%
D <30	0	#####	%
D Tot	0		
B >10	0	#####	%
B <10	0	#####	%
B Tot	0		
U >3	0	#####	%
U <3	0	#####	%
U Tot	0		



SANTA MARTA			
P >180	0	#####	%
P <180	0	#####	%
P Tot	0		
D >30	0	#####	%
D <30	0	#####	%
D Tot	0		
B >10	0	#####	%
B <10	0	#####	%
B Tot	0		
U >3	0	#####	%
U <3	0	#####	%
U Tot	0		



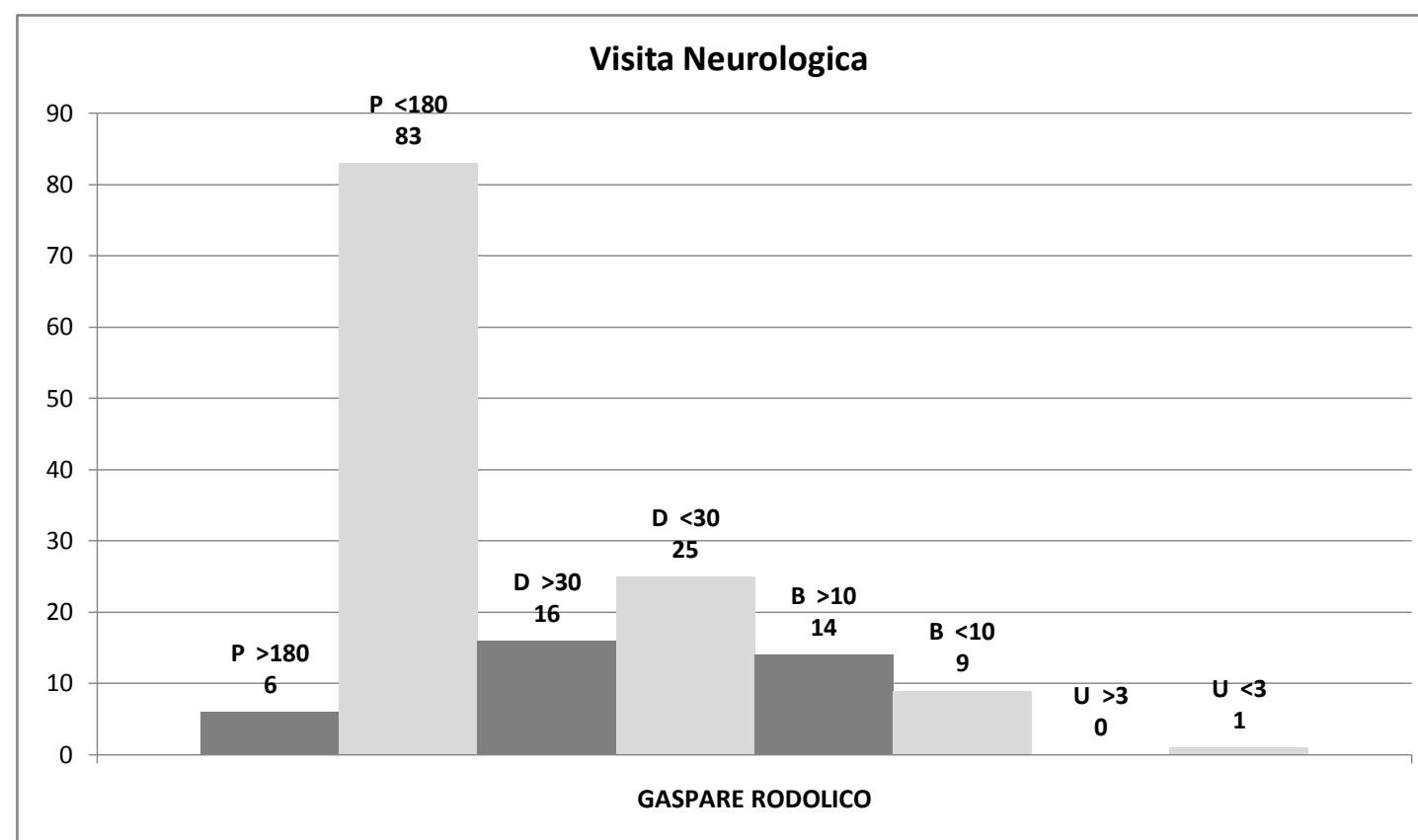
Tot. P:	232
Tot. D:	37
Tot. B:	18
Tot. U:	1
Tot. Prestazioni:	288
Tot. P >180:	34
Tot. D >30:	11
Tot. B >10:	7
Tot. U >3:	1
Tot. fuori tempo:	53

Il Responsabile del CUP – Aziendale
Dott. Maurilio DANZI

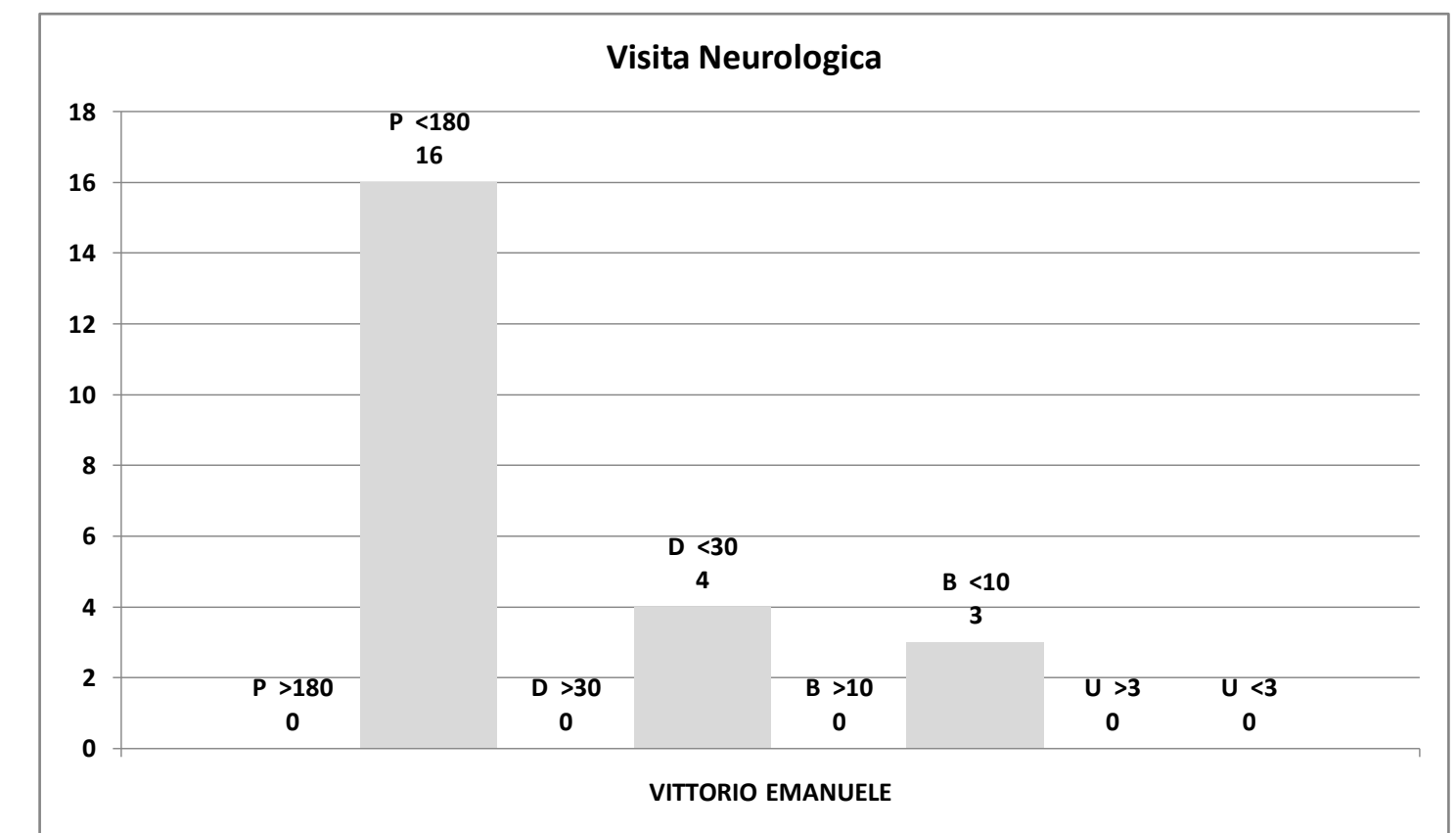
Rilevamento tempi d'attesa PRESTAZIONI CRITICHE, per codice priorità e per Presidi:

giugno/2014

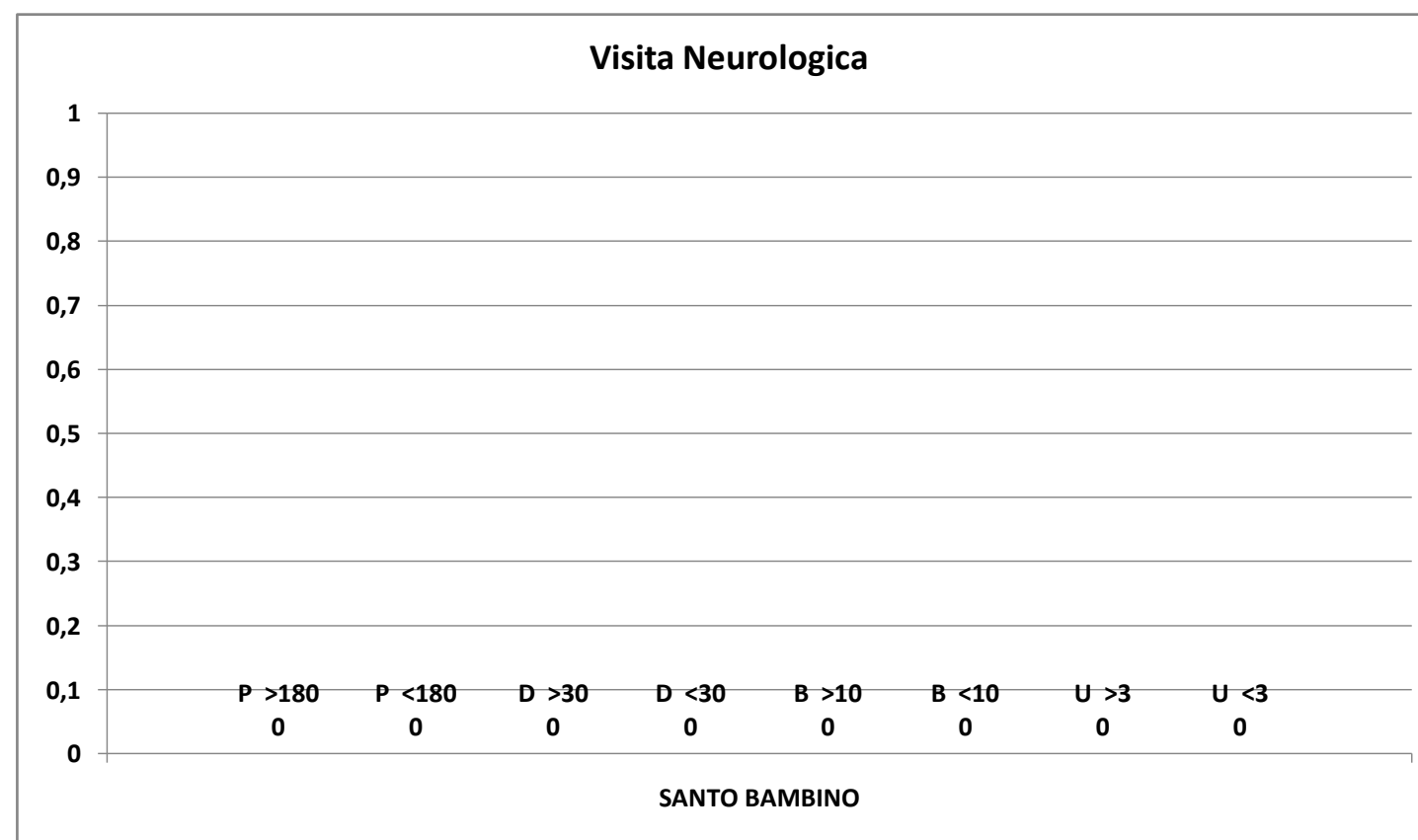
GASPARE RODOLICO			
P >180	6	6,7	%
P <180	83	93,3	%
P Tot	89		
D >30	16	39,0	%
D <30	25	61,0	%
D Tot	41		
B >10	14	60,9	%
B <10	9	39,1	%
B Tot	23		
U >3	0	0,0	%
U <3	1	100,0	%
U Tot	1		



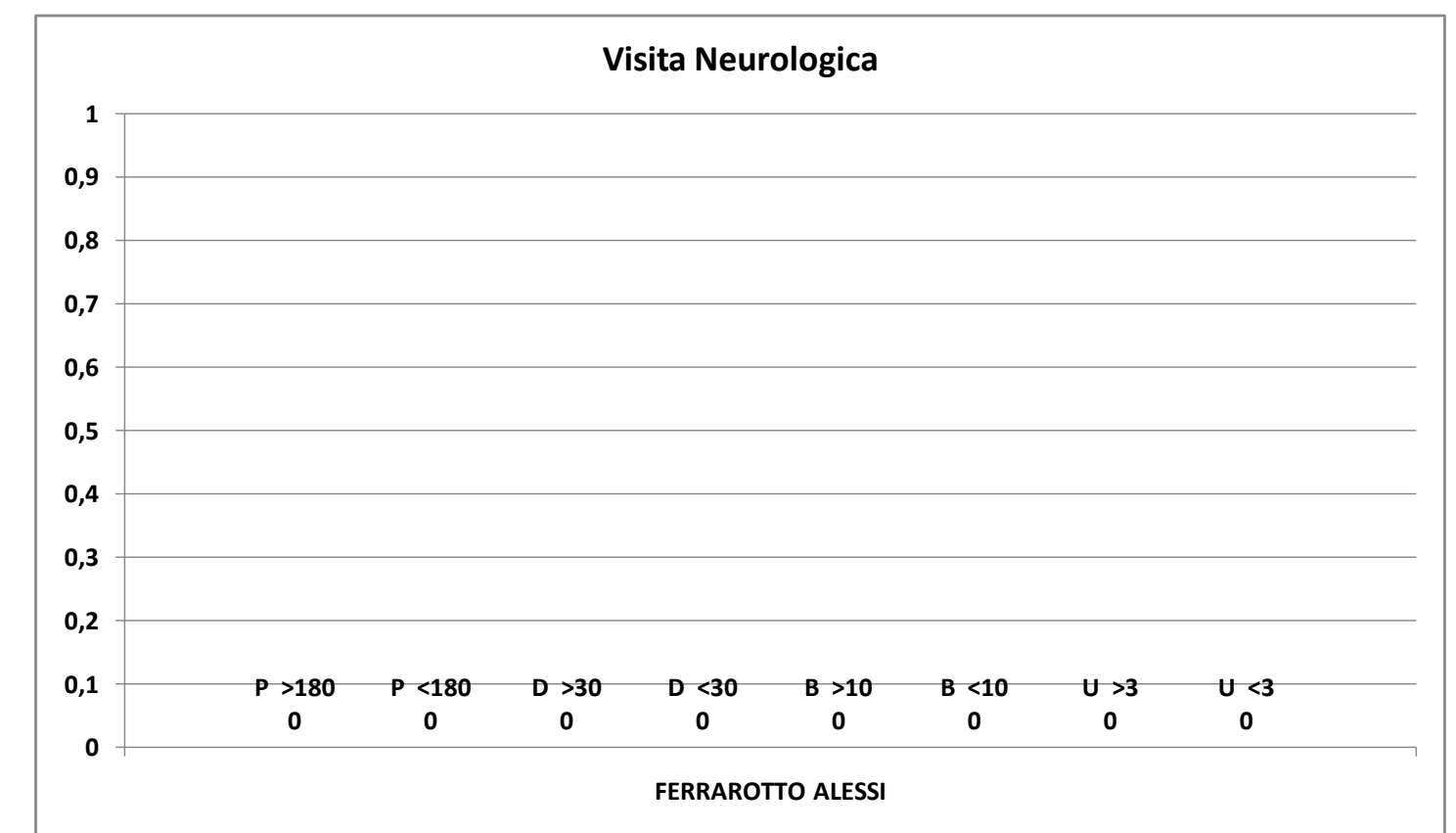
VITTORIO EMANUELE			
P >180	0	0,0	%
P <180	16	100,0	%
P Tot	16		
D >30	0	0,0	%
D <30	4	100,0	%
D Tot	4		
B >10	0	0,0	%
B <10	3	100,0	%
B Tot	3		
U >3	0	#####	%
U <3	0	#####	%
U Tot	0		



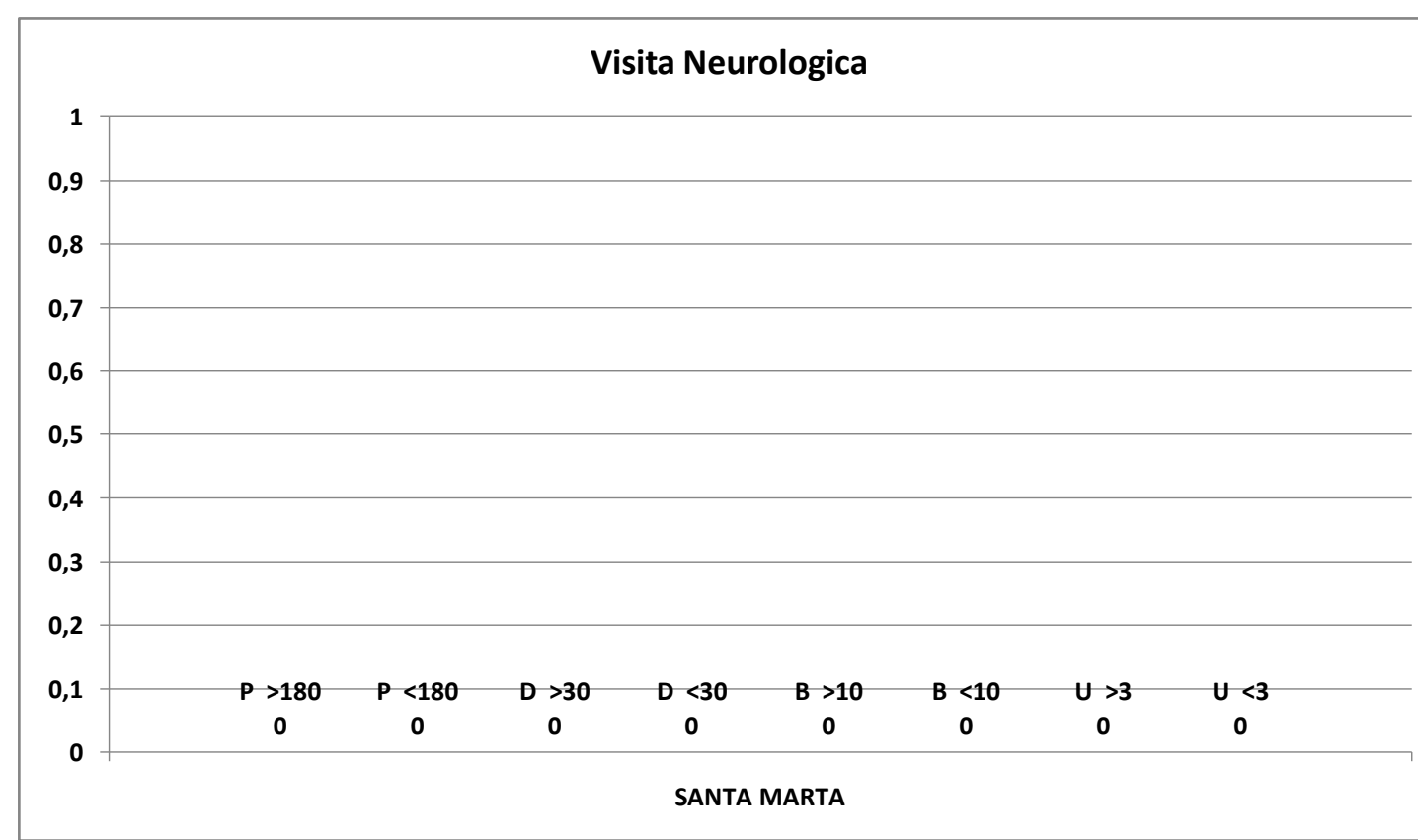
SANTO BAMBINO			
P >180	0	#####	%
P <180	0	#####	%
P Tot	0		
D >30	0	#####	%
D <30	0	#####	%
D Tot	0		
B >10	0	#####	%
B <10	0	#####	%
B Tot	0		
U >3	0	#####	%
U <3	0	#####	%
U Tot	0		



FERRAROTTO ALESSI			
P >180	0	#####	%
P <180	0	#####	%
P Tot	0		
D >30	0	#####	%
D <30	0	#####	%
D Tot	0		
B >10	0	#####	%
B <10	0	#####	%
B Tot	0		
U >3	0	#####	%
U <3	0	#####	%
U Tot	0		



SANTA MARTA			
P >180	0	#####	%
P <180	0	#####	%
P Tot	0		
D >30	0	#####	%
D <30	0	#####	%
D Tot	0		
B >10	0	#####	%
B <10	0	#####	%
B Tot	0		
U >3	0	#####	%
U <3	0	#####	%
U Tot	0		



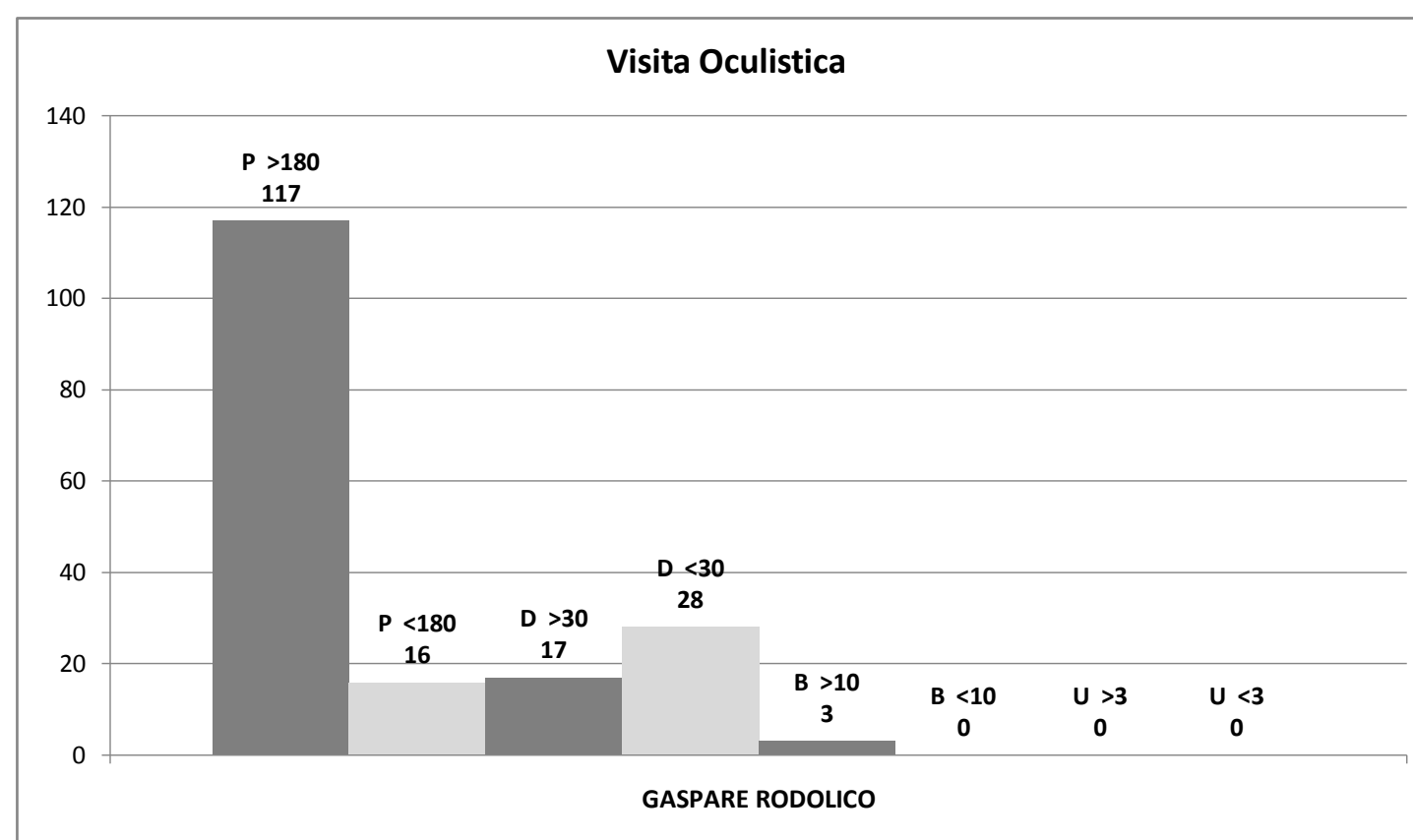
Tot. P:	105
Tot. D:	45
Tot. B:	26
Tot. U:	1
Tot. Prestazioni:	177
Tot. P >180:	6
Tot. D >30:	16
Tot. B >10:	14
Tot. U >3:	0
Tot. fuori tempo:	36

Il Responsabile del CUP – Aziendale
Dott. Maurilio DANZI

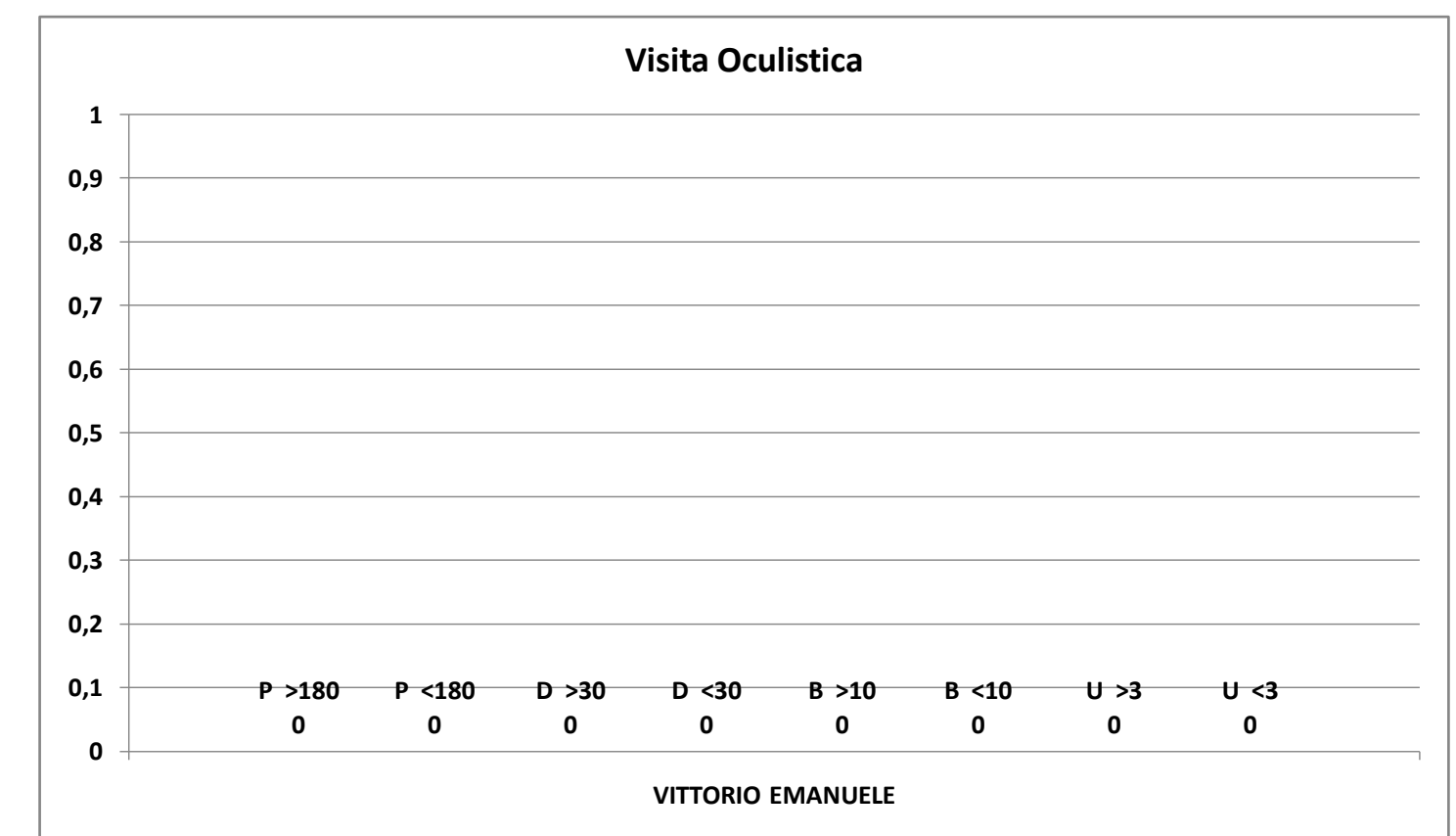
Rilevamento tempi d'attesa PRESTAZIONI CRITICHE, per codice priorità e per Presidi:

giugno/2014

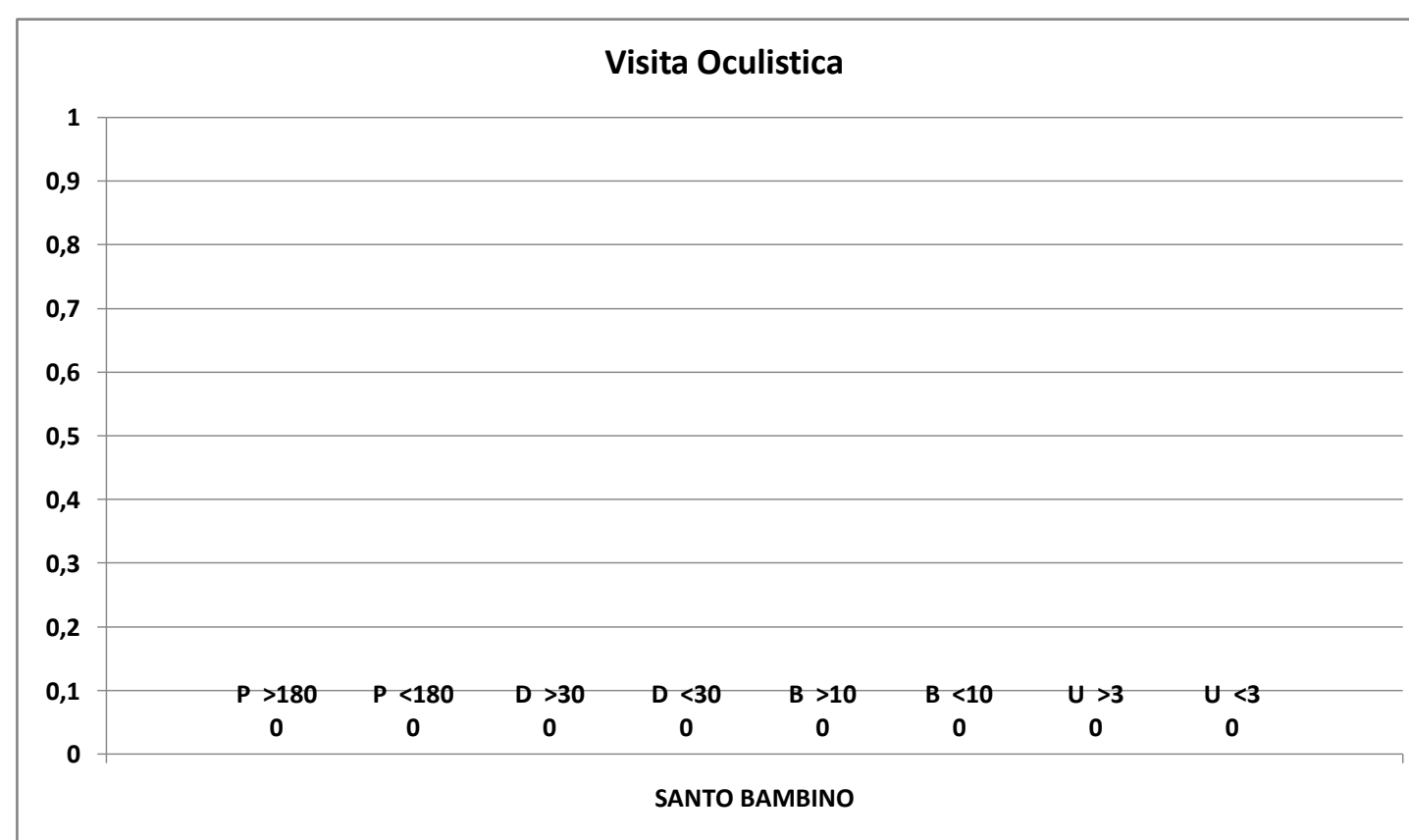
GASPARE RODOLICO			
P >180	117	88,0	%
P <180	16	12,0	%
P Tot	133		
D >30	17	37,8	%
D <30	28	62,2	%
D Tot	45		
B >10	3	100,0	%
B <10	0	0,0	%
B Tot	3		
U >3	0	#####	%
U <3	0	#####	%
U Tot	0		



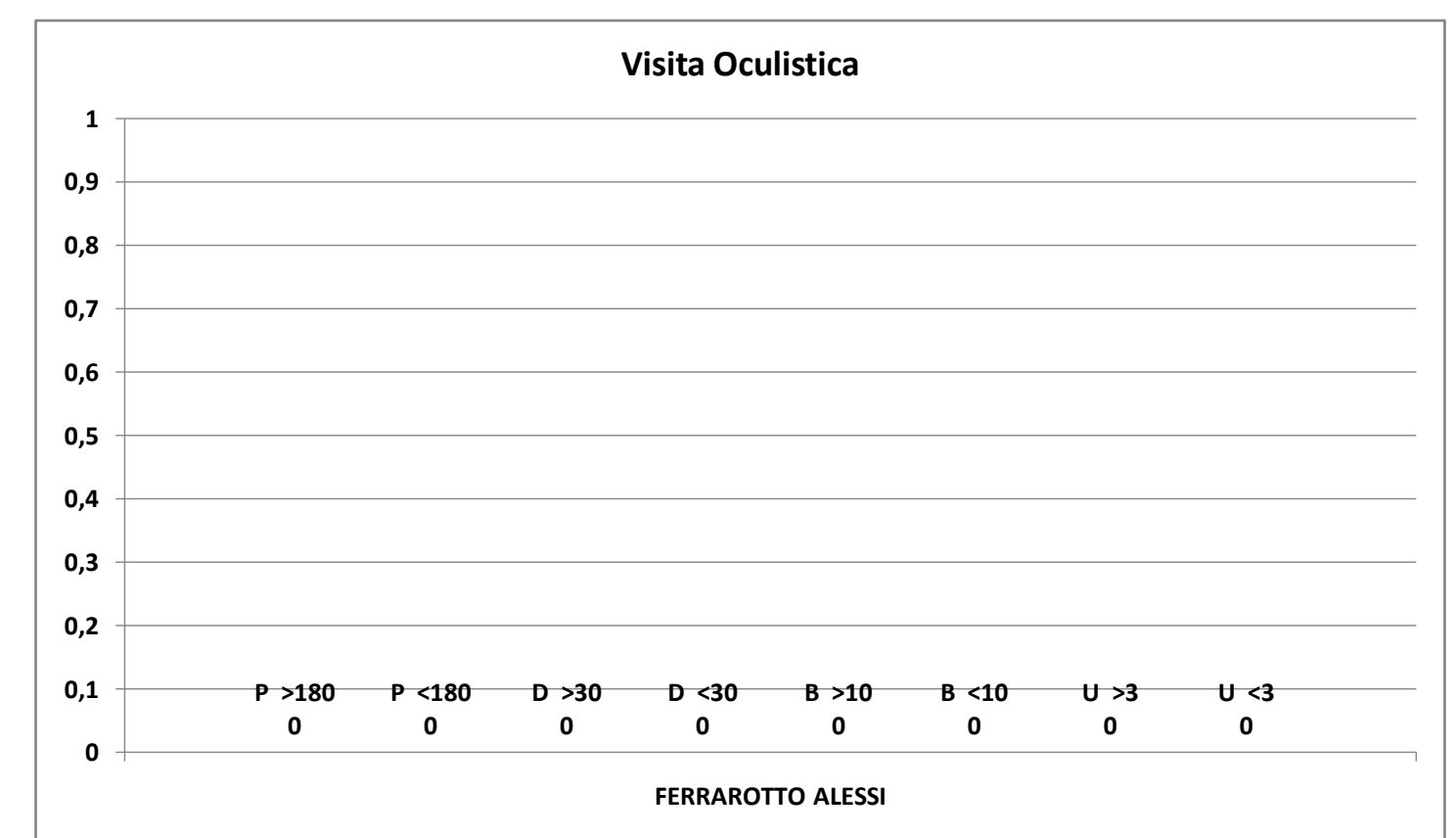
VITTORIO EMANUELE			
P >180	0	#####	%
P <180	0	#####	%
P Tot	0		
D >30	0	#####	%
D <30	0	#####	%
D Tot	0		
B >10	0	#####	%
B <10	0	#####	%
B Tot	0		
U >3	0	#####	%
U <3	0	#####	%
U Tot	0		



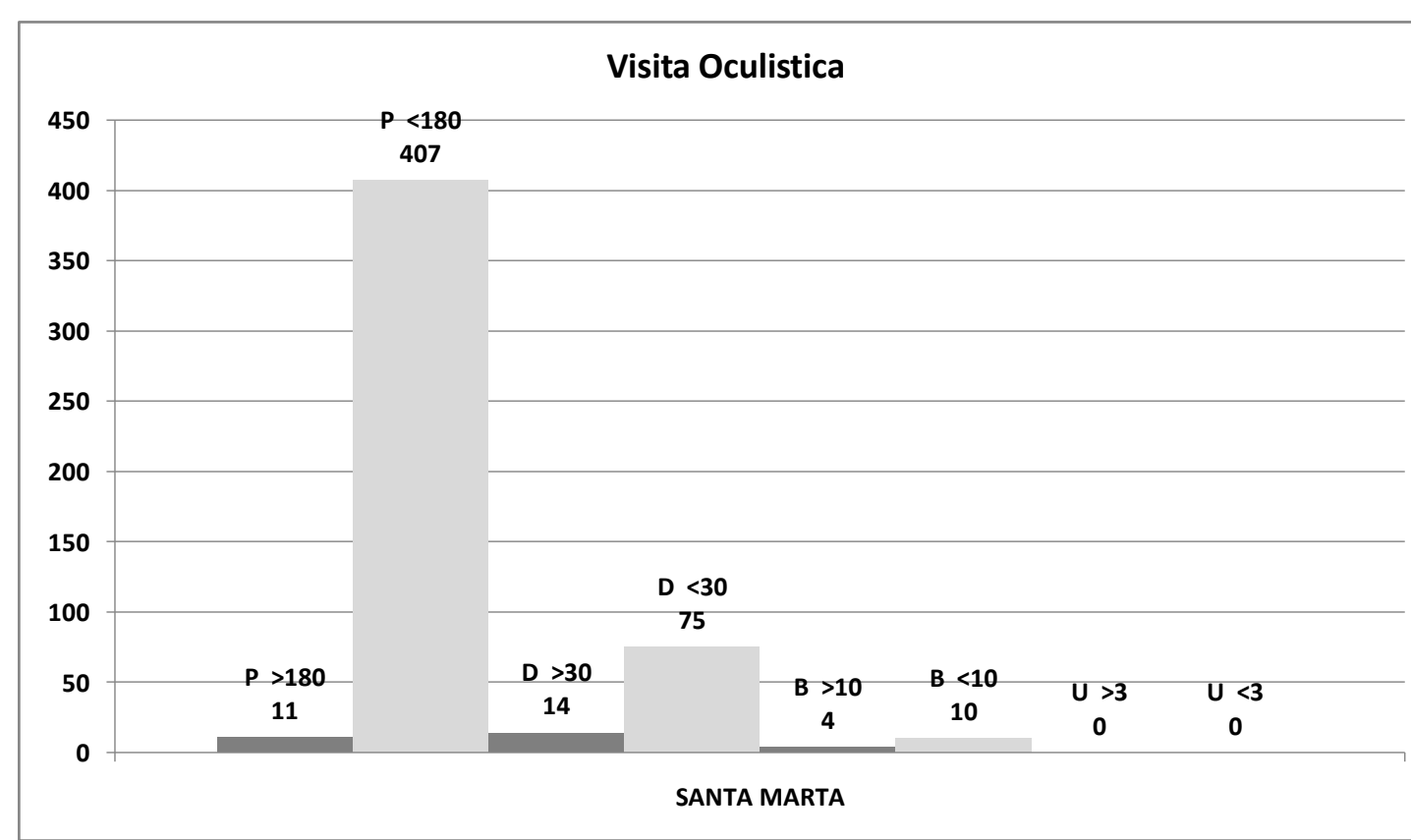
SANTO BAMBINO			
P >180	0	#####	%
P <180	0	#####	%
P Tot	0		
D >30	0	#####	%
D <30	0	#####	%
D Tot	0		
B >10	0	#####	%
B <10	0	#####	%
B Tot	0		
U >3	0	#####	%
U <3	0	#####	%
U Tot	0		



FERRAROTTO ALESSI			
P >180	0	#####	%
P <180	0	#####	%
P Tot	0		
D >30	0	#####	%
D <30	0	#####	%
D Tot	0		
B >10	0	#####	%
B <10	0	#####	%
B Tot	0		
U >3	0	#####	%
U <3	0	#####	%
U Tot	0		



SANTA MARTA			
P >180	11	2,6	%
P <180	407	97,4	%
P Tot	418		
D >30	14	15,7	%
D <30	75	84,3	%
D Tot	89		
B >10	4	28,6	%
B <10	10	71,4	%
B Tot	14		
U >3	0	#####	%
U <3	0	#####	%
U Tot	0		



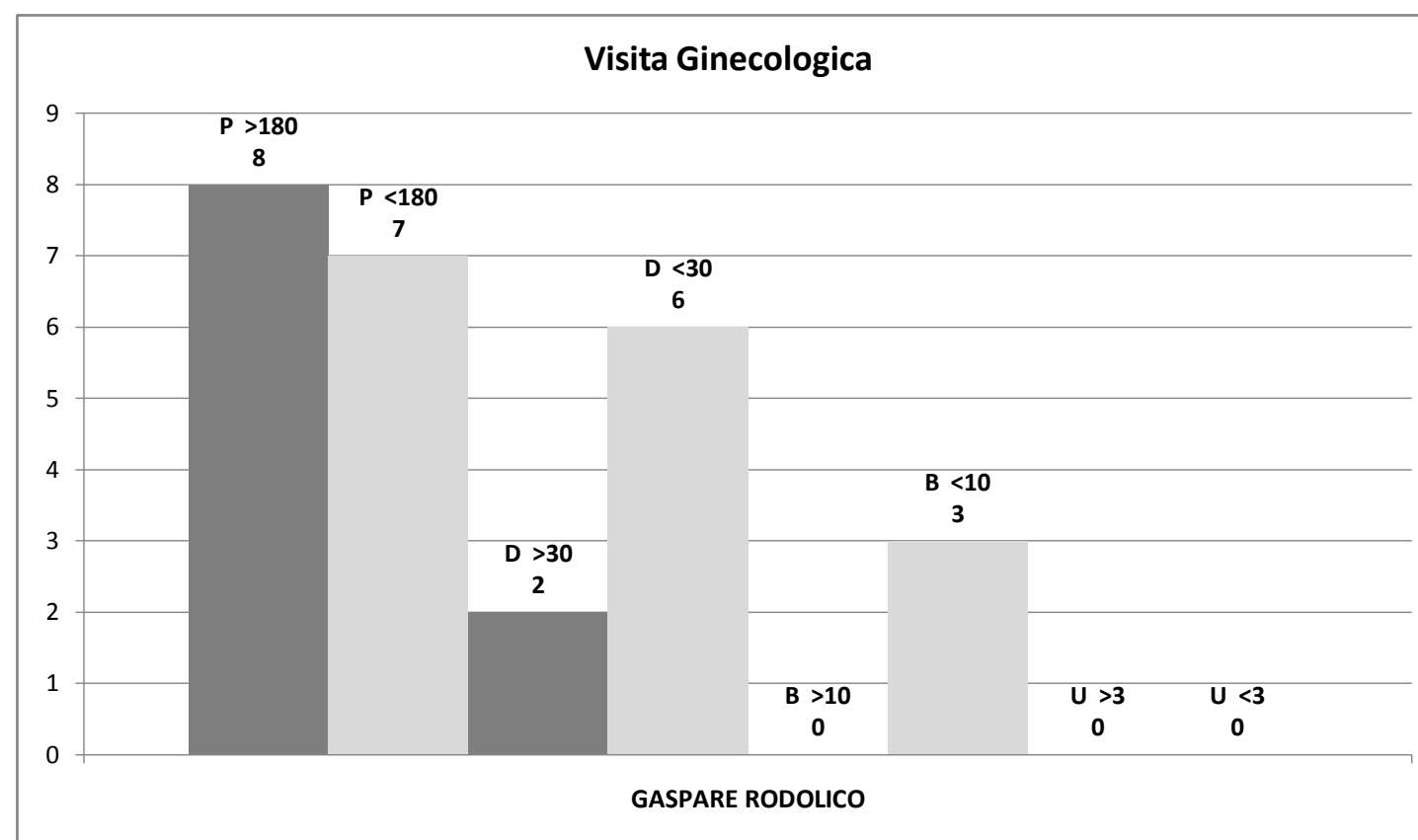
Tot. P:	551
Tot. D:	134
Tot. B:	17
Tot. U:	0
Tot. Prestazioni:	702
Tot. P >180:	128
Tot. D >30:	31
Tot. B >10:	7
Tot. U >3:	0
Tot. fuori tempo:	166

Il Responsabile del CUP – Aziendale
Dott. Maurilio DANZI

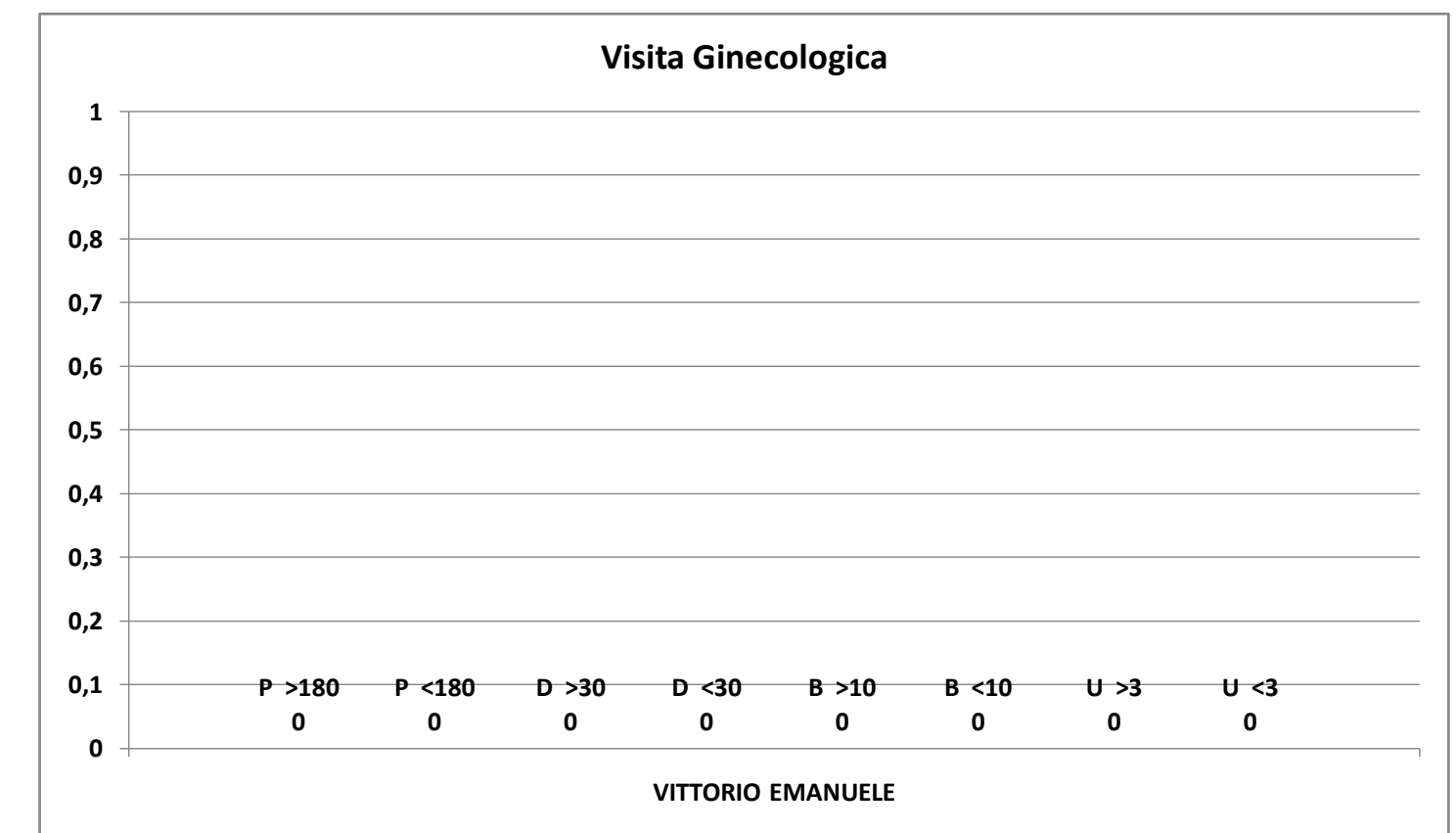
Rilevamento tempi d'attesa PRESTAZIONI CRITICHE, per codice priorità e per Presidi:

giugno/2014

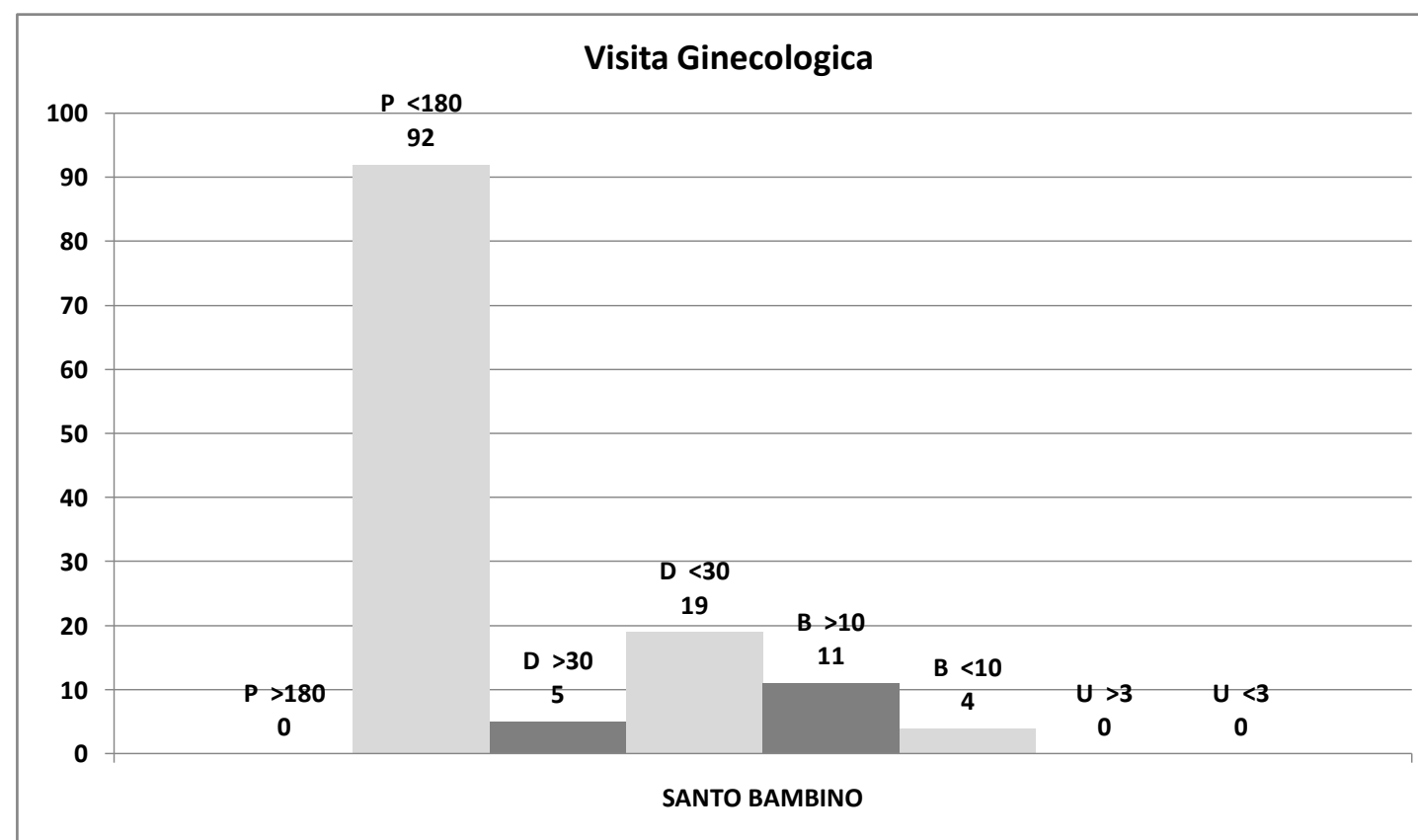
GASPARE RODOLICO			
P >180	8	53,3	%
P <180	7	46,7	%
P Tot	15		
D >30	2	25,0	%
D <30	6	75,0	%
D Tot	8		
B >10	0	0,0	%
B <10	3	100,0	%
B Tot	3		
U >3	0	#####	%
U <3	0	#####	%
U Tot	0		



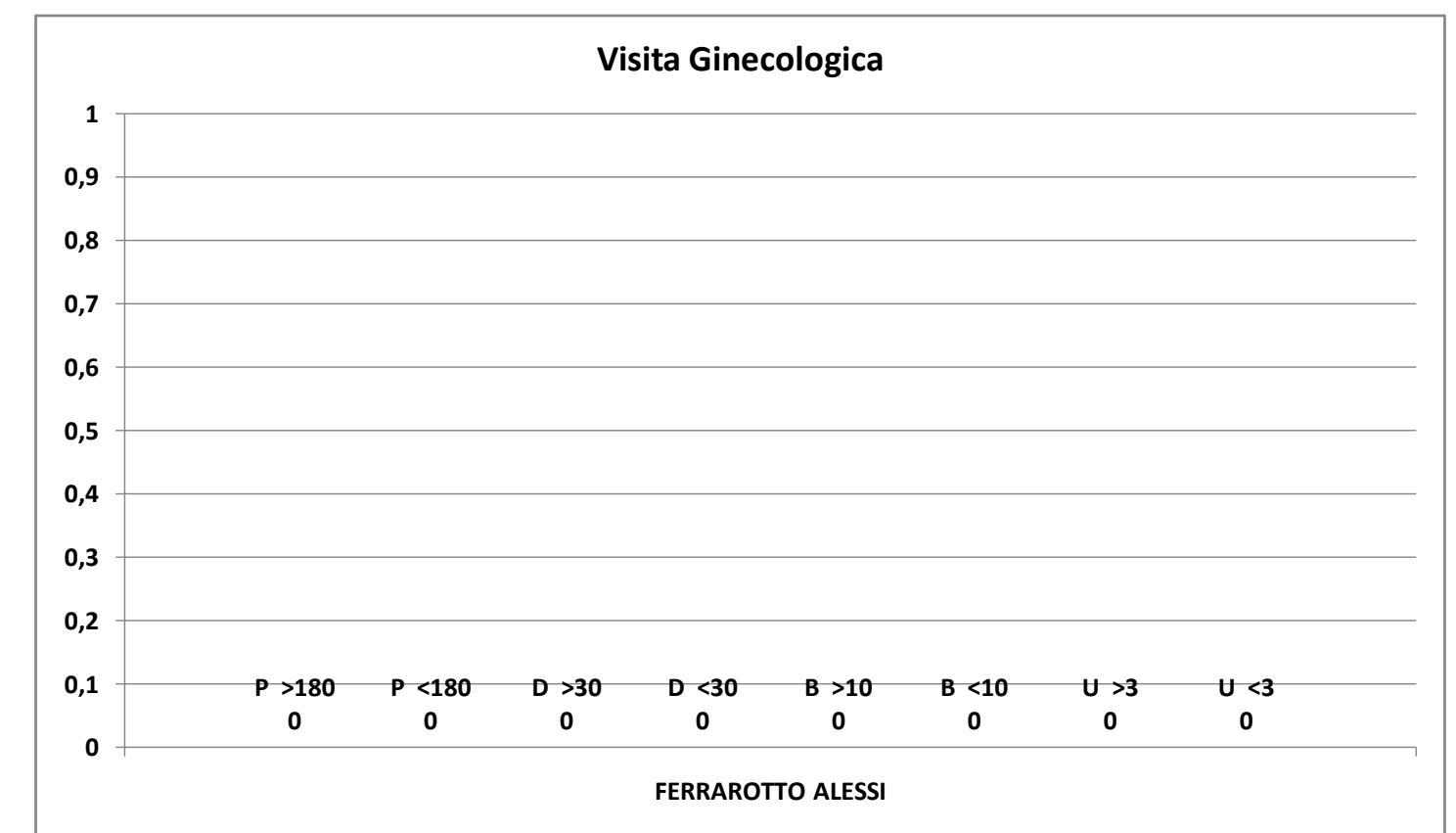
VITTORIO EMANUELE			
P >180	0	#####	%
P <180	0	#####	%
P Tot	0		
D >30	0	#####	%
D <30	0	#####	%
D Tot	0		
B >10	0	#####	%
B <10	0	#####	%
B Tot	0		
U >3	0	#####	%
U <3	0	#####	%
U Tot	0		



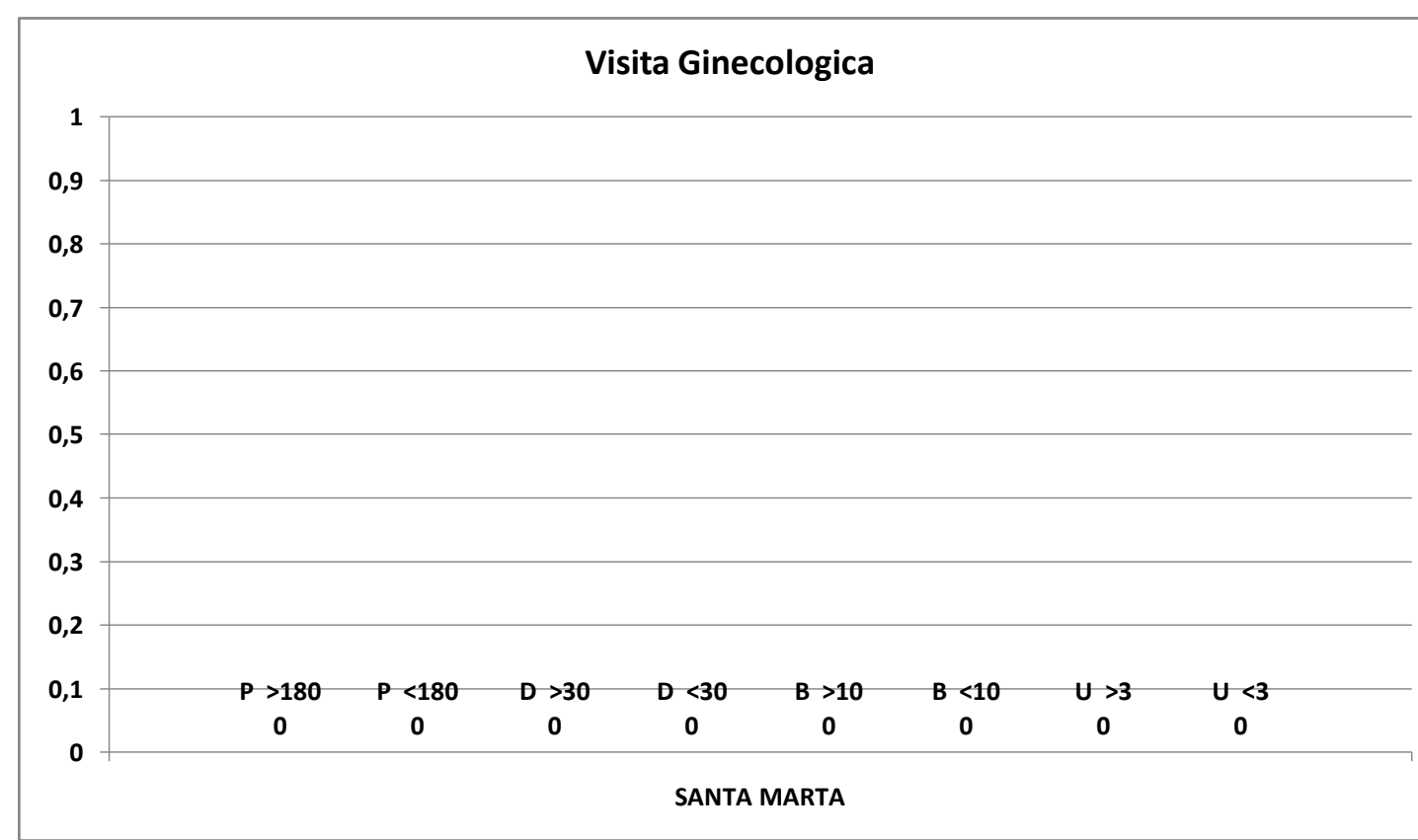
SANTO BAMBINO			
P >180	0	0,0	%
P <180	92	100,0	%
P Tot	92		
D >30	5	20,8	%
D <30	19	79,2	%
D Tot	24		
B >10	11	73,3	%
B <10	4	26,7	%
B Tot	15		
U >3	0	#####	%
U <3	0	#####	%
U Tot	0		



FERRAROTTO ALESSI			
P >180	0	#####	%
P <180	0	#####	%
P Tot	0		
D >30	0	#####	%
D <30	0	#####	%
D Tot	0		
B >10	0	#####	%
B <10	0	#####	%
B Tot	0		
U >3	0	#####	%
U <3	0	#####	%
U Tot	0		



SANTA MARTA			
P >180	0	#####	%
P <180	0	#####	%
P Tot	0		
D >30	0	#####	%
D <30	0	#####	%
D Tot	0		
B >10	0	#####	%
B <10	0	#####	%
B Tot	0		
U >3	0	#####	%
U <3	0	#####	%
U Tot	0		



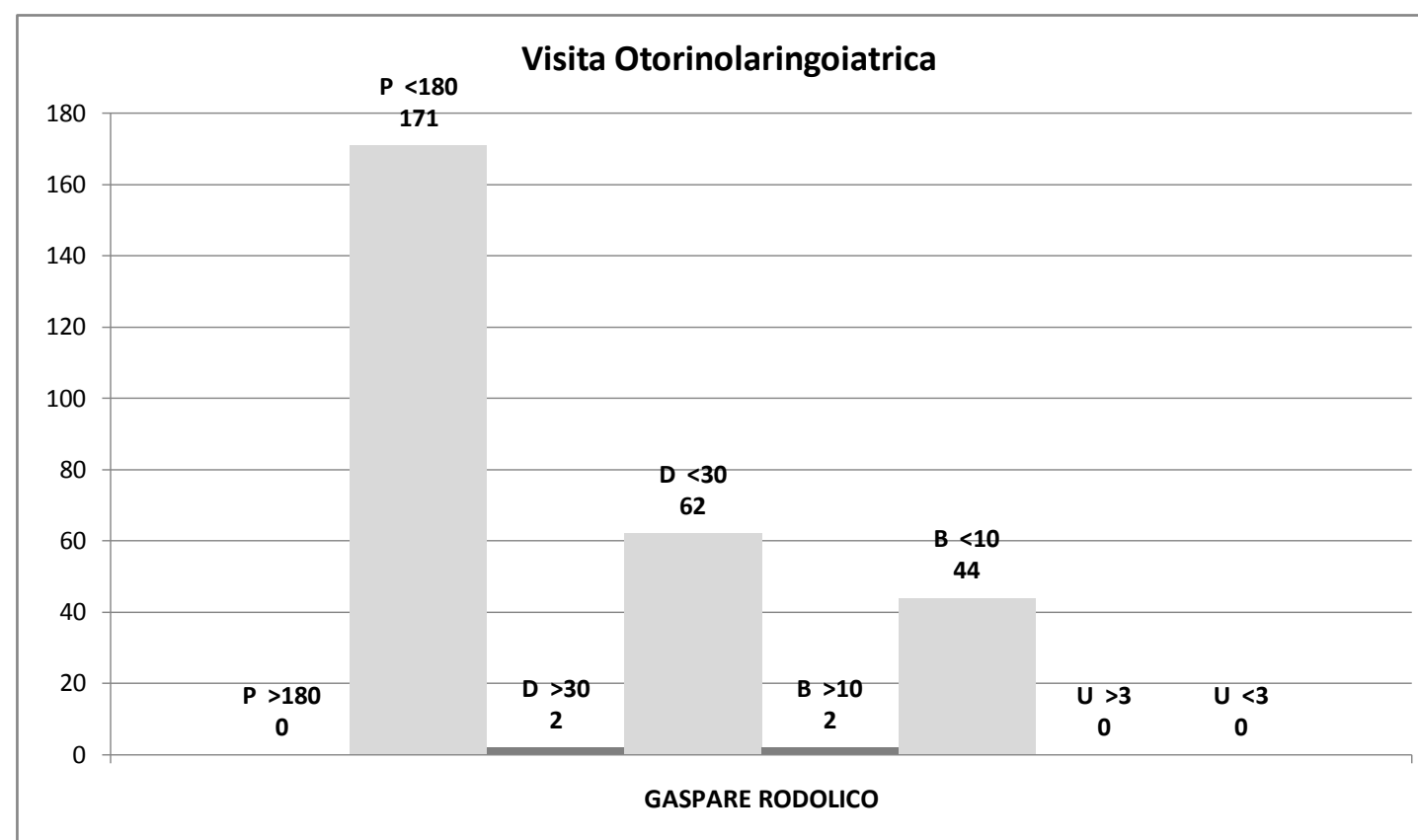
Tot. P:	107
Tot. D:	32
Tot. B:	18
Tot. U:	0
Tot. Prestazioni:	157
Tot. P >180:	8
Tot. D >30:	7
Tot. B >10:	11
Tot. U >3:	0
Tot. fuori tempo:	26

Il Responsabile del CUP – Aziendale
Dott. Maurilio DANZI

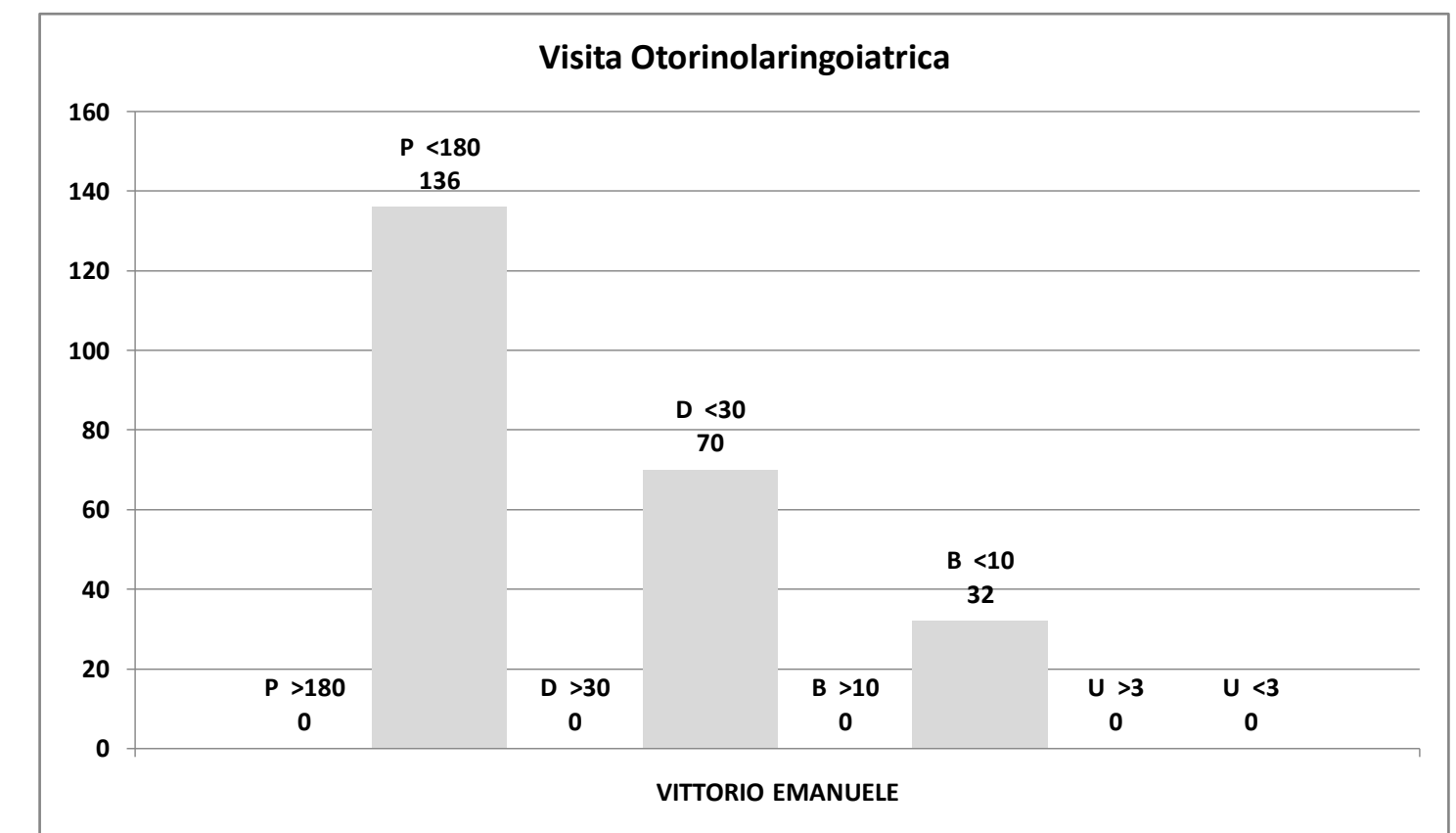
Rilevamento tempi d'attesa PRESTAZIONI CRITICHE, per codice priorità e per Presidi:

giugno/2014

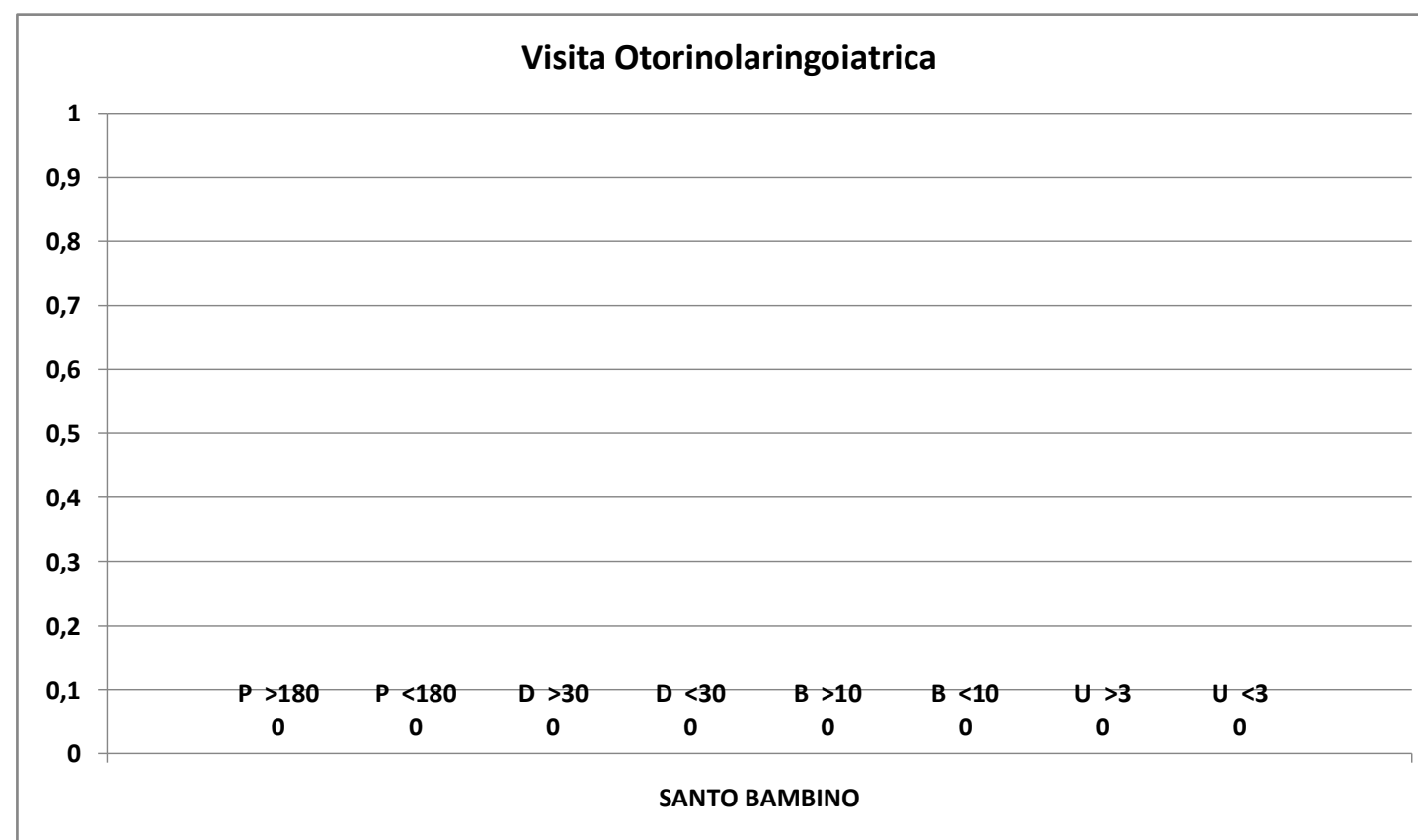
GASPARE RODOLICO			
P >180	0	0,0	%
P <180	171	100,0	%
P Tot	171		
D >30	2	3,1	%
D <30	62	96,9	%
D Tot	64		
B >10	2	4,3	%
B <10	44	95,7	%
B Tot	46		
U >3	0	#####	%
U <3	0	#####	%
U Tot	0		



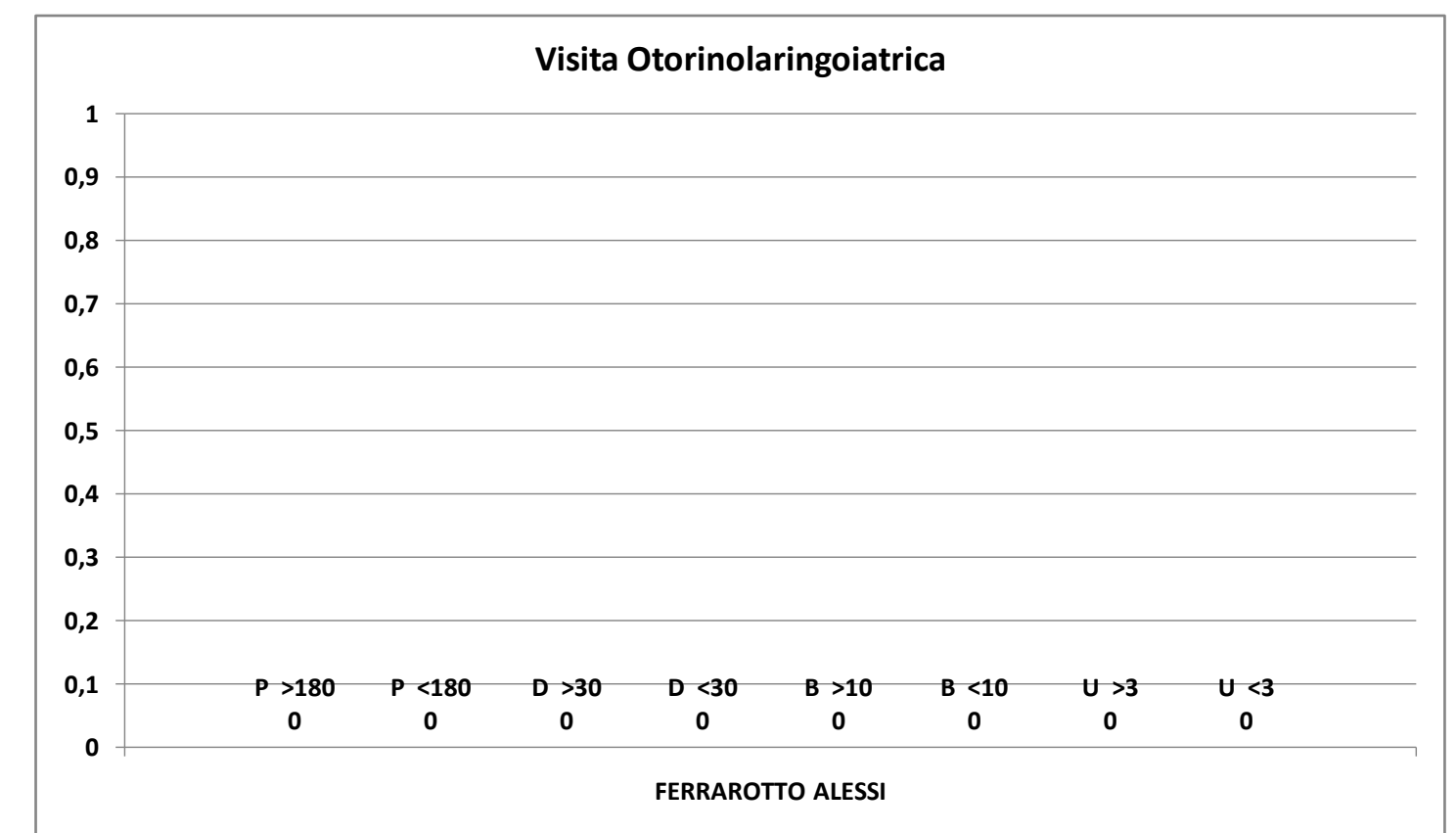
VITTORIO EMANUELE			
P >180	0	0,0	%
P <180	136	100,0	%
P Tot	136		
D >30	0	0,0	%
D <30	70	100,0	%
D Tot	70		
B >10	0	0,0	%
B <10	32	100,0	%
B Tot	32		
U >3	0	#####	%
U <3	0	#####	%
U Tot	0		



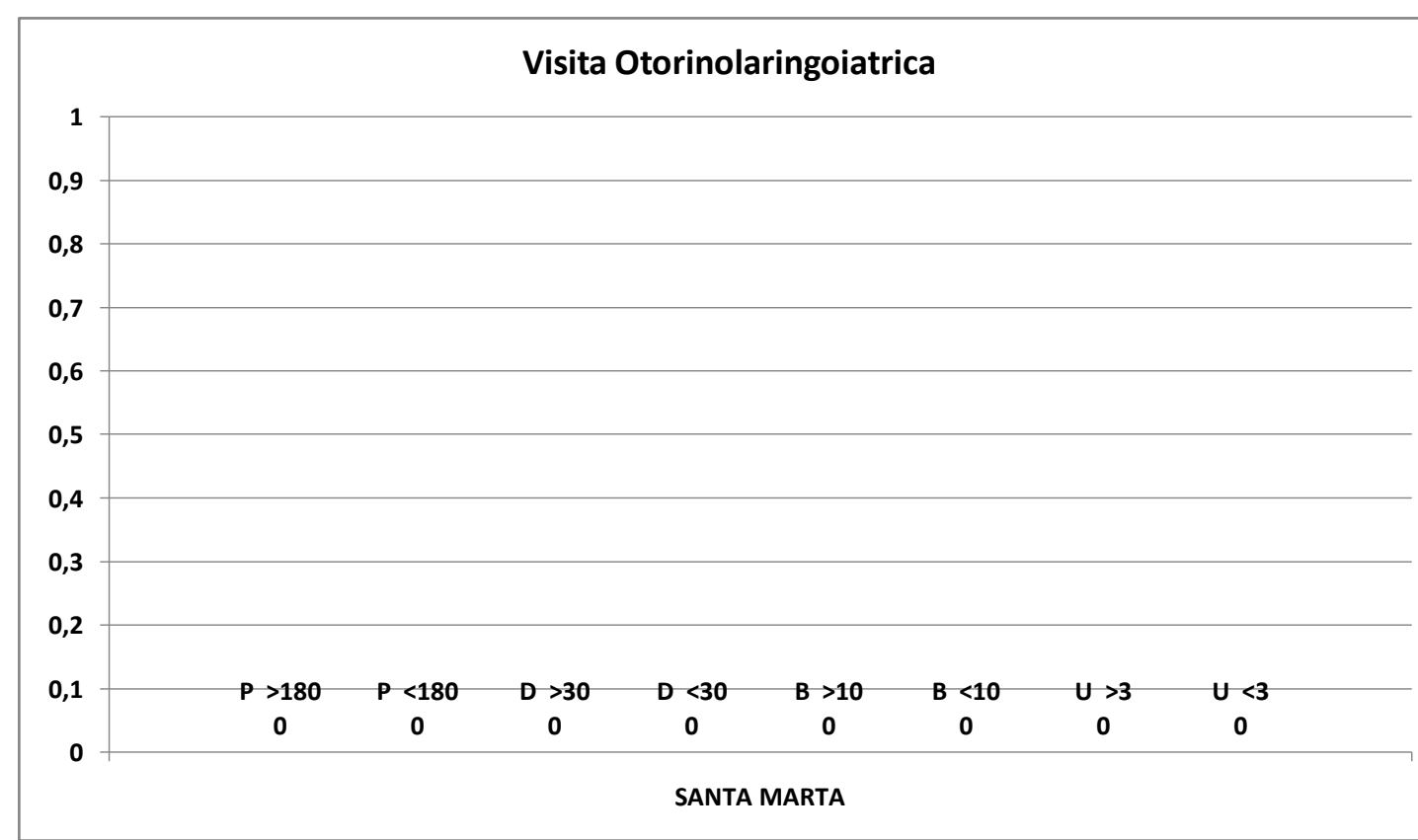
SANTO BAMBINO			
P >180	0	#####	%
P <180	0	#####	%
P Tot	0		
D >30	0	#####	%
D <30	0	#####	%
D Tot	0		
B >10	0	#####	%
B <10	0	#####	%
B Tot	0		
U >3	0	#####	%
U <3	0	#####	%
U Tot	0		



FERRAROTTO ALESSI			
P >180	0	#####	%
P <180	0	#####	%
P Tot	0		
D >30	0	#####	%
D <30	0	#####	%
D Tot	0		
B >10	0	#####	%
B <10	0	#####	%
B Tot	0		
U >3	0	#####	%
U <3	0	#####	%
U Tot	0		



SANTA MARTA			
P >180	0	#####	%
P <180	0	#####	%
P Tot	0		
D >30	0	#####	%
D <30	0	#####	%
D Tot	0		
B >10	0	#####	%
B <10	0	#####	%
B Tot	0		
U >3	0	#####	%
U <3	0	#####	%
U Tot	0		



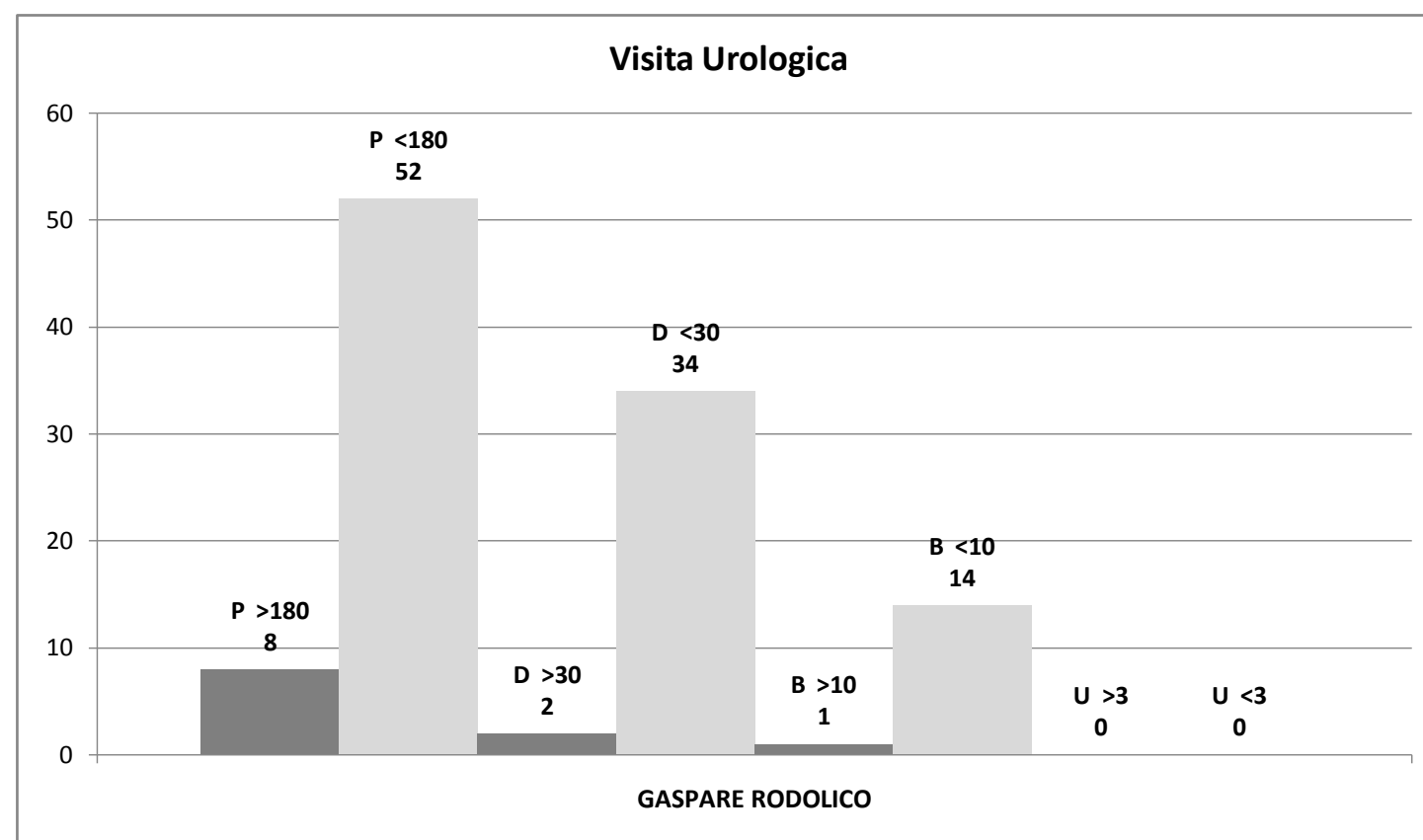
Tot. P:	307
Tot. D:	134
Tot. B:	78
Tot. U:	0
Tot. Prestazioni:	519
Tot. P >180:	0
Tot. D >30:	2
Tot. B >10:	2
Tot. U >3:	0
Tot. fuori tempo:	4

Il Responsabile del CUP – Aziendale
Dott. Maurilio DANZI

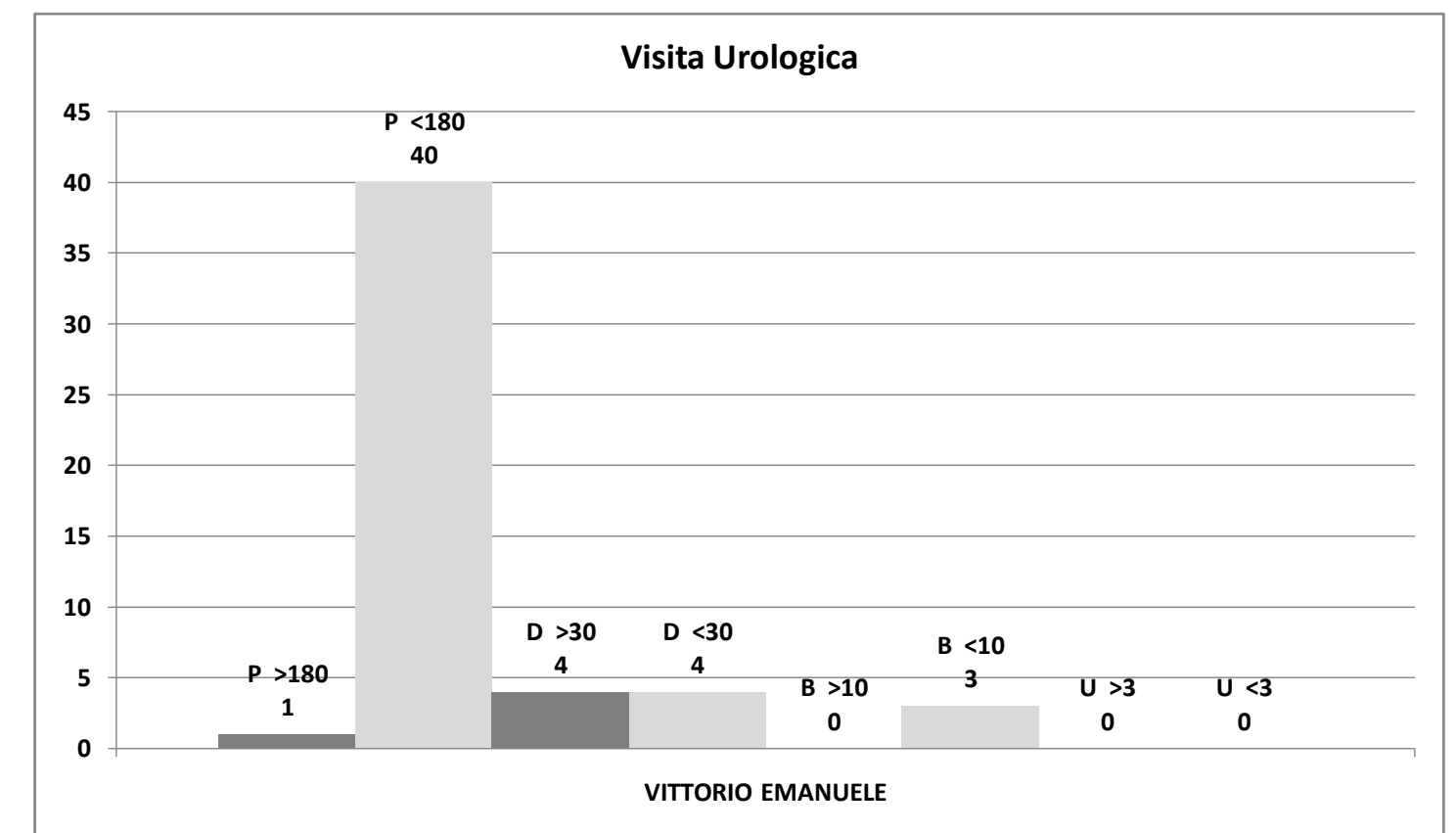
Rilevamento tempi d'attesa PRESTAZIONI CRITICHE, per codice priorità e per Presidi:

giugno/2014

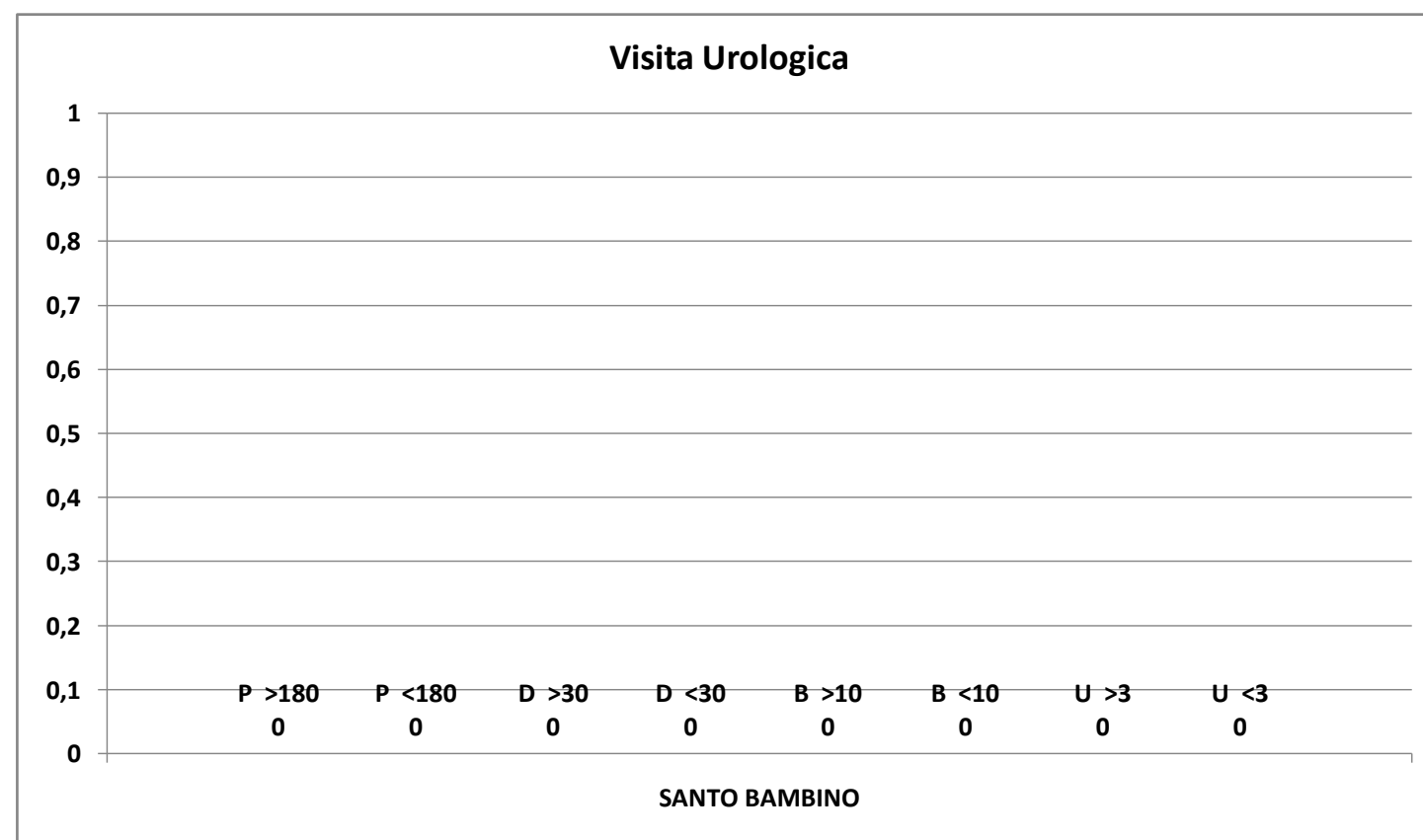
GASPARE RODOLICO			
P >180	8	13,3	%
P <180	52	86,7	%
P Tot	60		
D >30	2	5,6	%
D <30	34	94,4	%
D Tot	36		
B >10	1	6,7	%
B <10	14	93,3	%
B Tot	15		
U >3	0	#####	%
U <3	0	#####	%
U Tot	0		



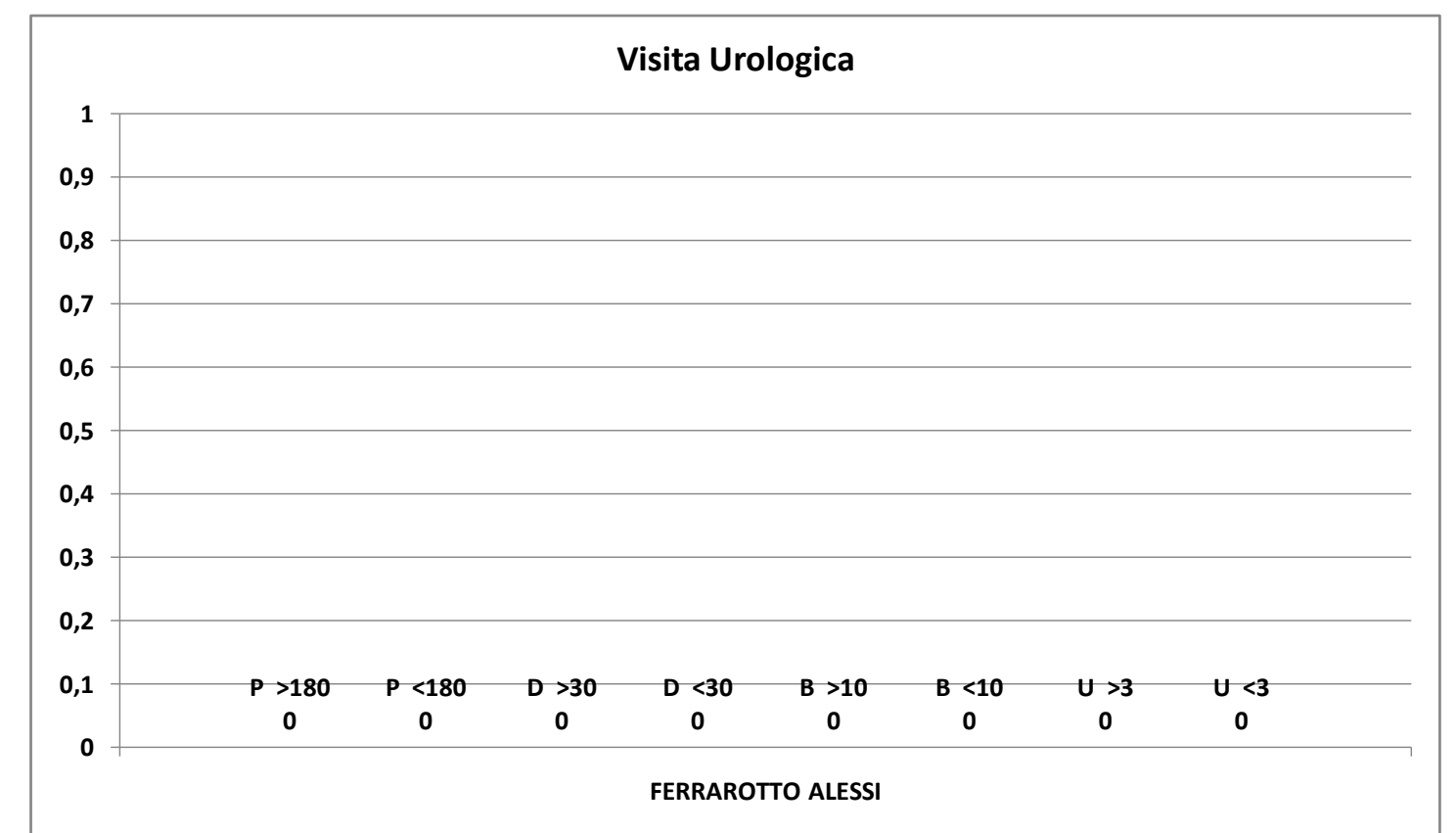
VITTORIO EMANUELE			
P >180	1	2,4	%
P <180	40	97,6	%
P Tot	41		
D >30	4	50,0	%
D <30	4	50,0	%
D Tot	8		
B >10	0	0,0	%
B <10	3	100,0	%
B Tot	3		
U >3	0	#####	%
U <3	0	#####	%
U Tot	0		



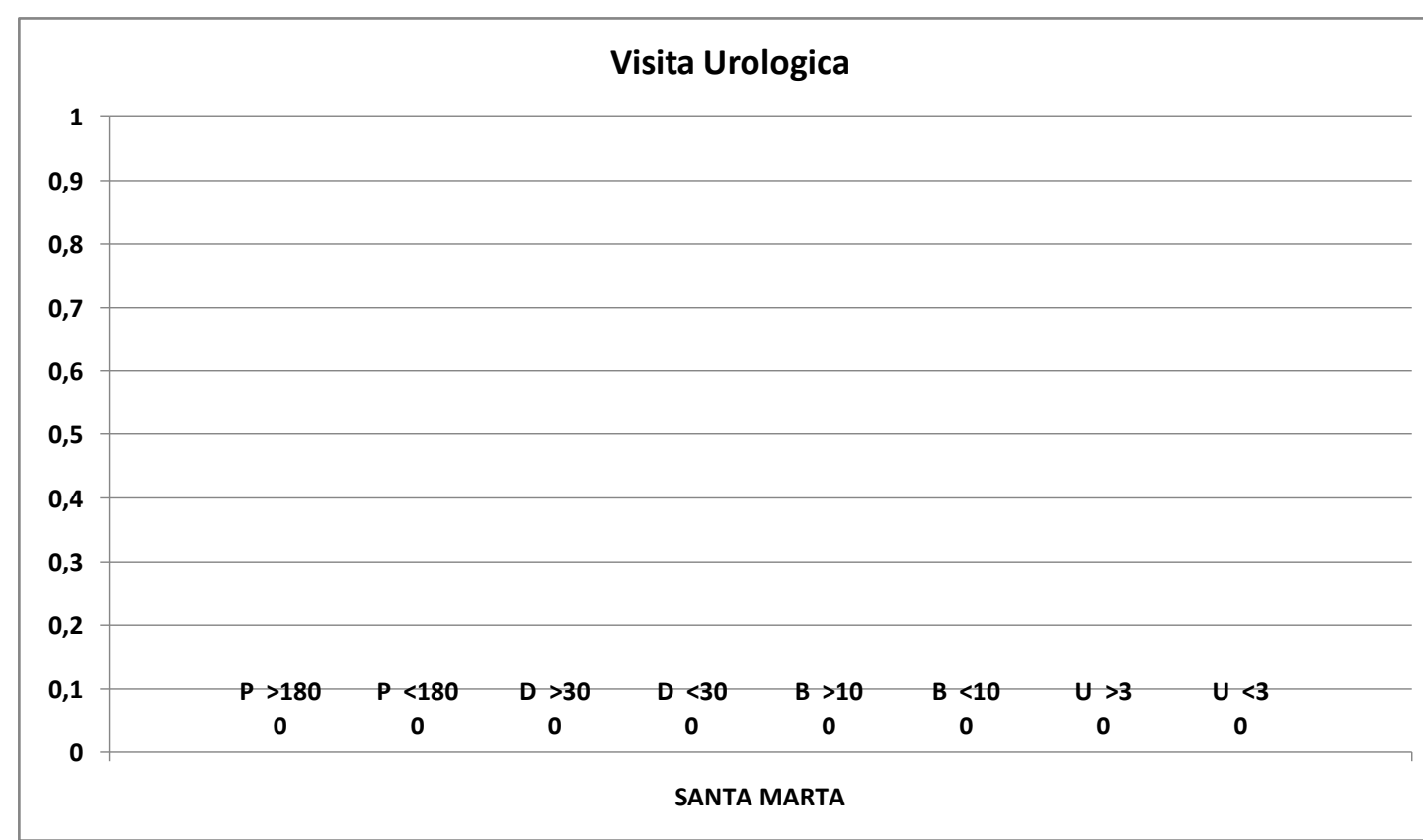
SANTO BAMBINO			
P >180	0	#####	%
P <180	0	#####	%
P Tot	0		
D >30	0	#####	%
D <30	0	#####	%
D Tot	0		
B >10	0	#####	%
B <10	0	#####	%
B Tot	0		
U >3	0	#####	%
U <3	0	#####	%
U Tot	0		



FERRAROTTO ALESSI			
P >180	0	#####	%
P <180	0	#####	%
P Tot	0		
D >30	0	#####	%
D <30	0	#####	%
D Tot	0		
B >10	0	#####	%
B <10	0	#####	%
B Tot	0		
U >3	0	#####	%
U <3	0	#####	%
U Tot	0		



SANTA MARTA			
P >180	0	#####	%
P <180	0	#####	%
P Tot	0		
D >30	0	#####	%
D <30	0	#####	%
D Tot	0		
B >10	0	#####	%
B <10	0	#####	%
B Tot	0		
U >3	0	#####	%
U <3	0	#####	%
U Tot	0		



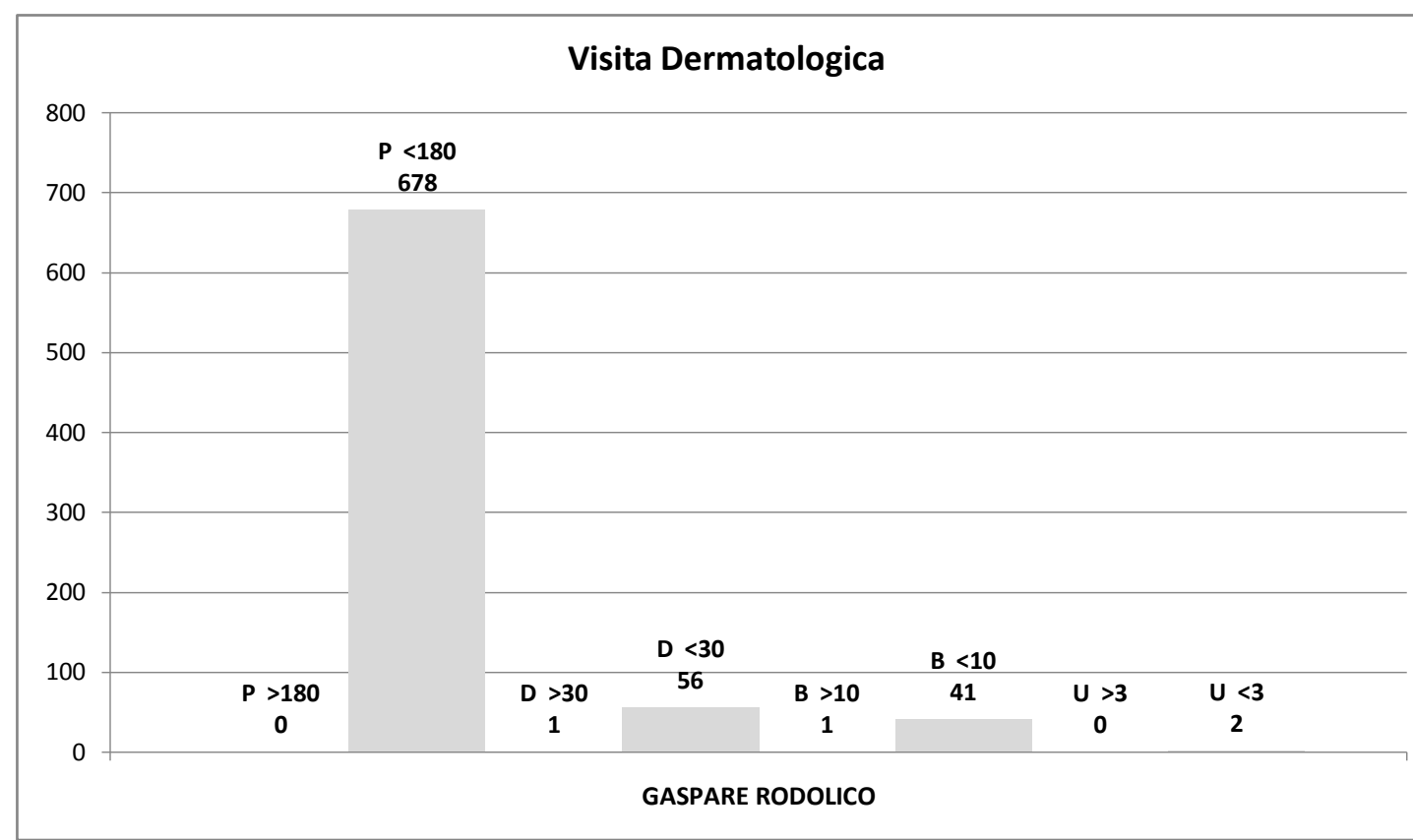
Tot. P:	101
Tot. D:	44
Tot. B:	18
Tot. U:	0
Tot. Prestazioni:	163
Tot. P >180:	9
Tot. D >30:	6
Tot. B >10:	1
Tot. U >3:	0
Tot. fuori tempo:	16

Il Responsabile del CUP – Aziendale
Dott. Maurilio DANZI

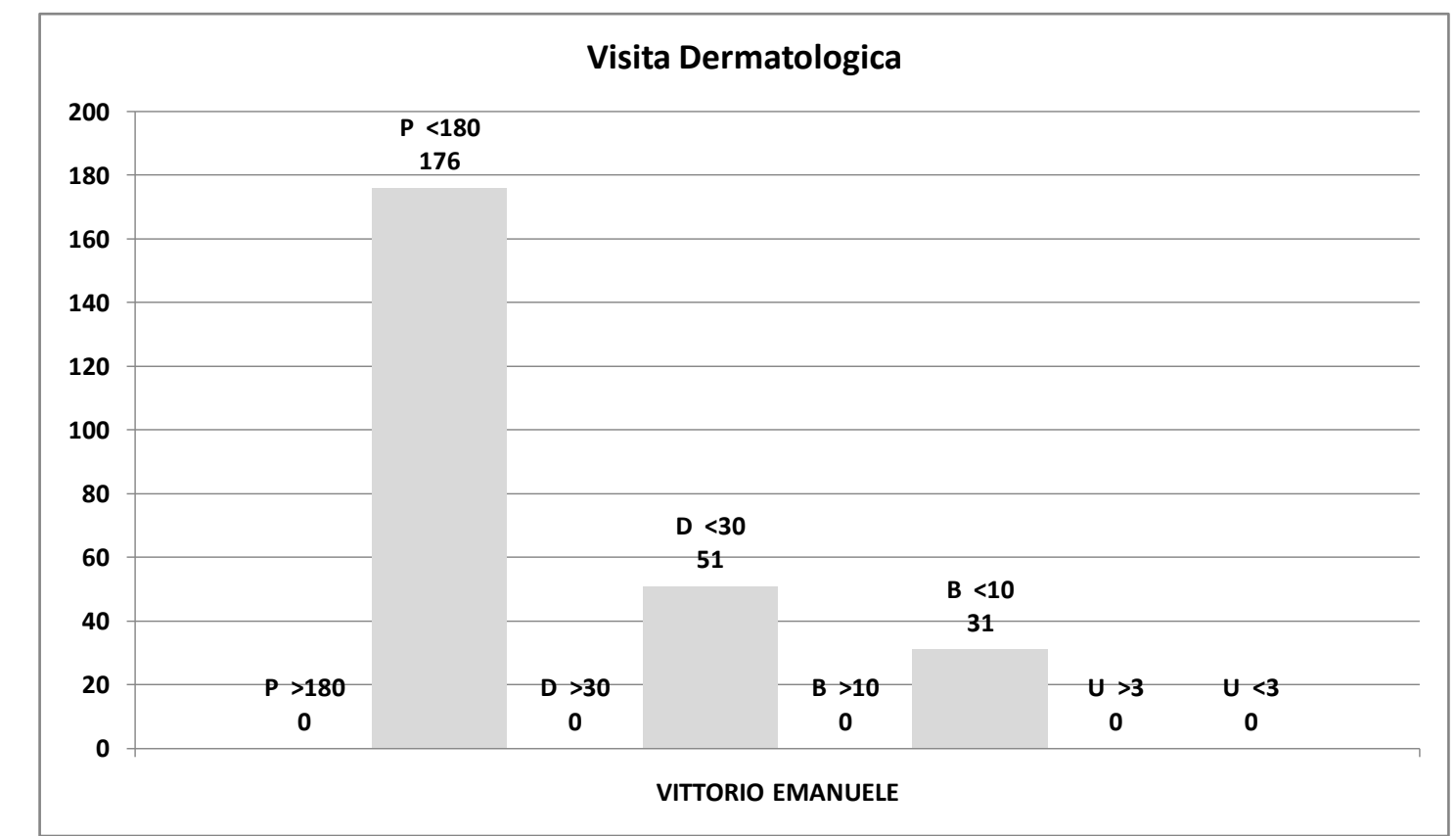
Rilevamento tempi d'attesa PRESTAZIONI CRITICHE, per codice priorità e per Presidi:

giugno/2014

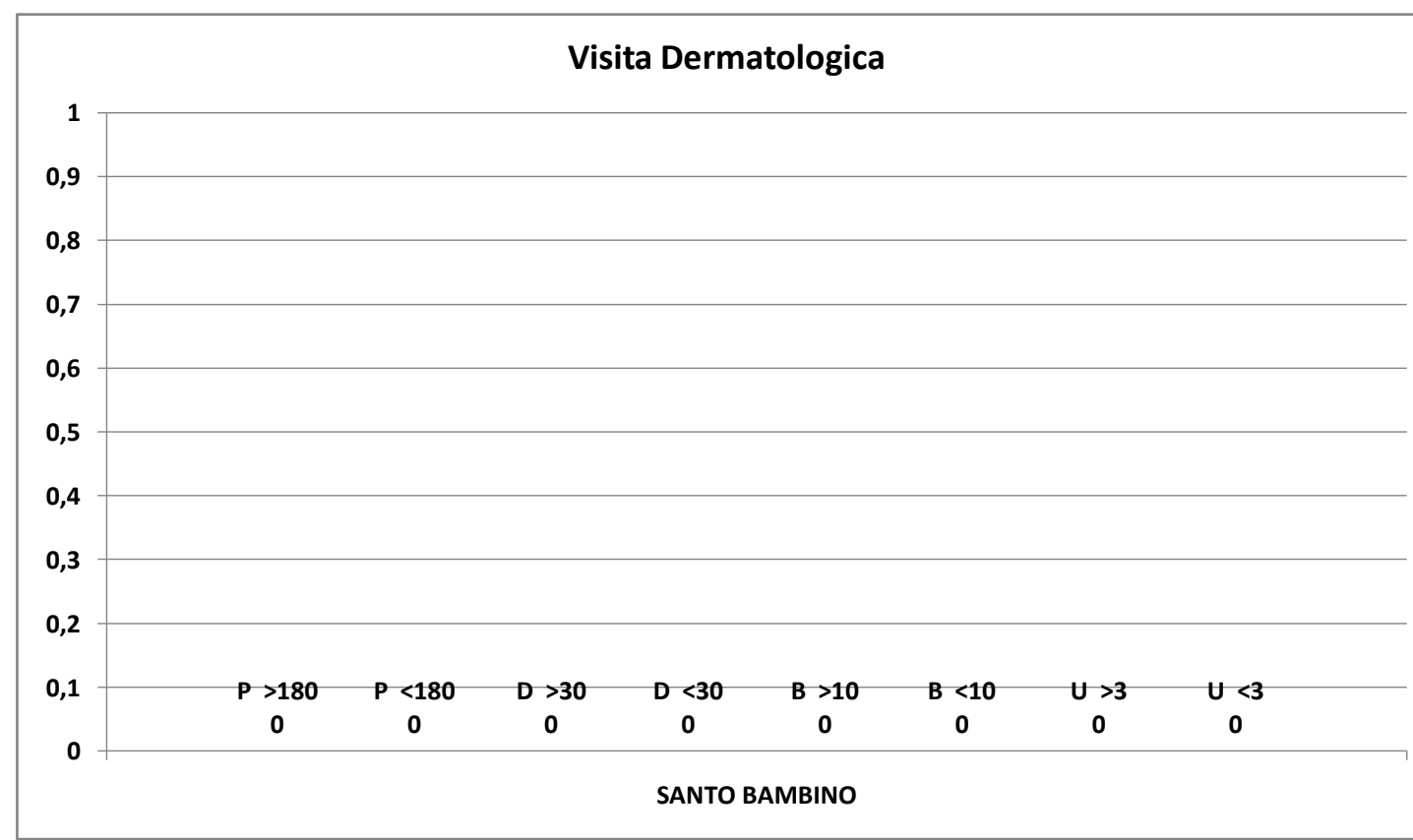
GASPARE RODOLICO			
P >180	0	0,0	%
P <180	678	100,0	%
P Tot	678		
D >30	1	1,8	%
D <30	56	98,2	%
D Tot	57		
B >10	1	2,4	%
B <10	41	97,6	%
B Tot	42		
U >3	0	0,0	%
U <3	2	100,0	%
U Tot	2		



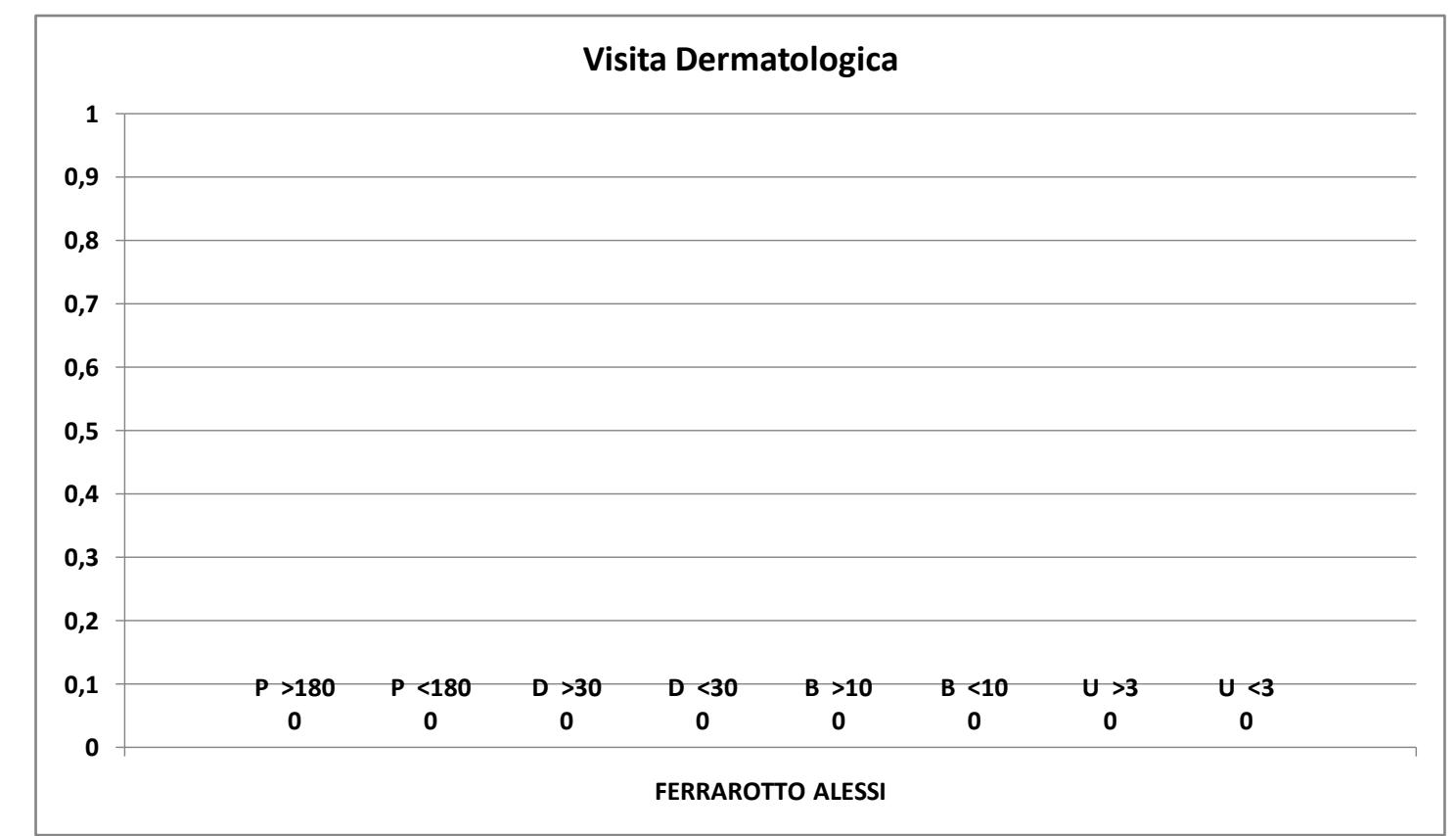
VITTORIO EMANUELE			
P >180	0	0,0	%
P <180	176	100,0	%
P Tot	176		
D >30	0	0,0	%
D <30	51	100,0	%
D Tot	51		
B >10	0	0,0	%
B <10	31	100,0	%
B Tot	31		
U >3	0	#####	%
U <3	0	#####	%
U Tot	0		



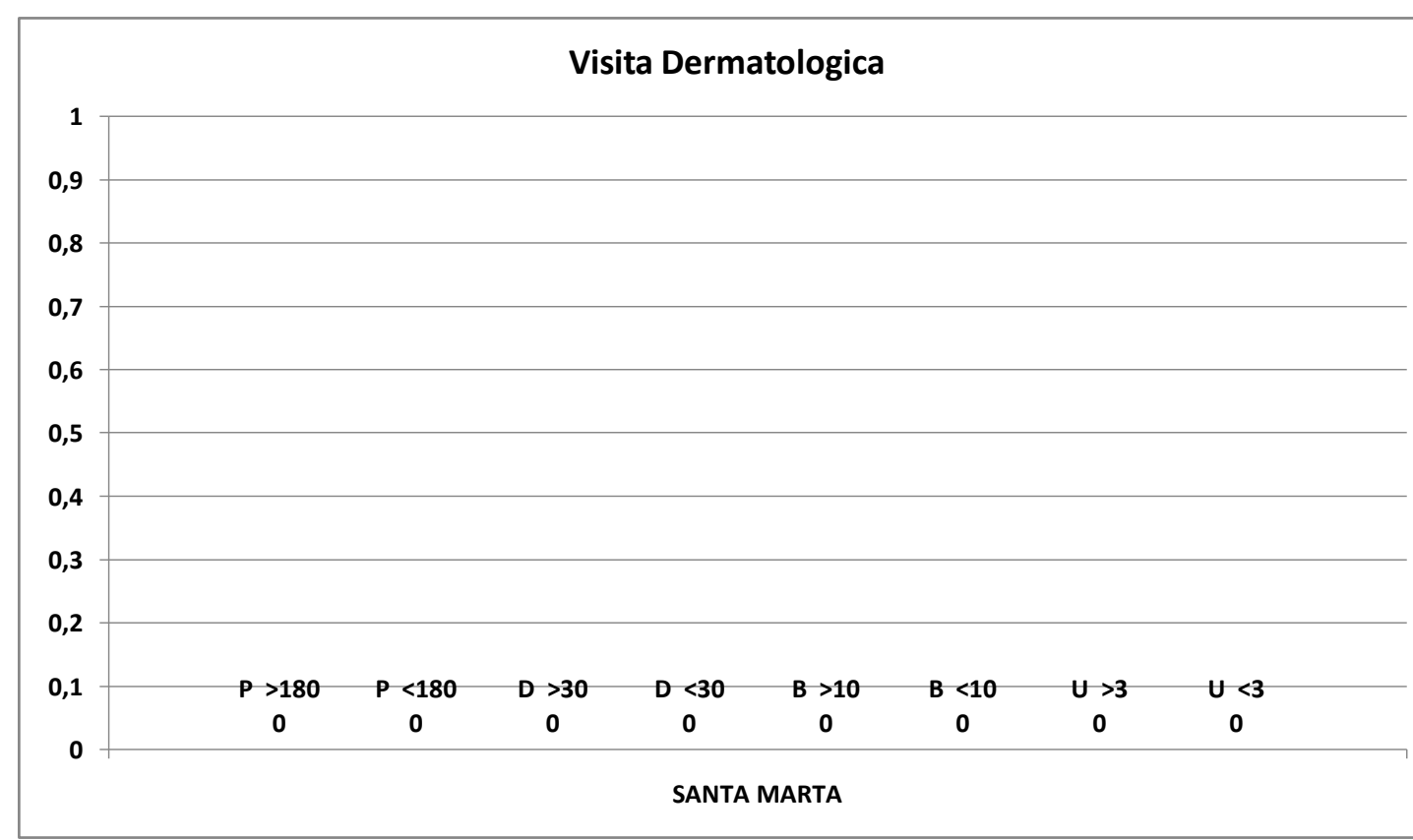
SANTO BAMBINO			
P >180	0	#####	%
P <180	0	#####	%
P Tot	0		
D >30	0	#####	%
D <30	0	#####	%
D Tot	0		
B >10	0	#####	%
B <10	0	#####	%
B Tot	0		
U >3	0	#####	%
U <3	0	#####	%
U Tot	0		



FERRAROTTO ALESSI			
P >180	0	#####	%
P <180	0	#####	%
P Tot	0		
D >30	0	#####	%
D <30	0	#####	%
D Tot	0		
B >10	0	#####	%
B <10	0	#####	%
B Tot	0		
U >3	0	#####	%
U <3	0	#####	%
U Tot	0		



SANTA MARTA			
P >180	0	#####	%
P <180	0	#####	%
P Tot	0		
D >30	0	#####	%
D <30	0	#####	%
D Tot	0		
B >10	0	#####	%
B <10	0	#####	%
B Tot	0		
U >3	0	#####	%
U <3	0	#####	%
U Tot	0		



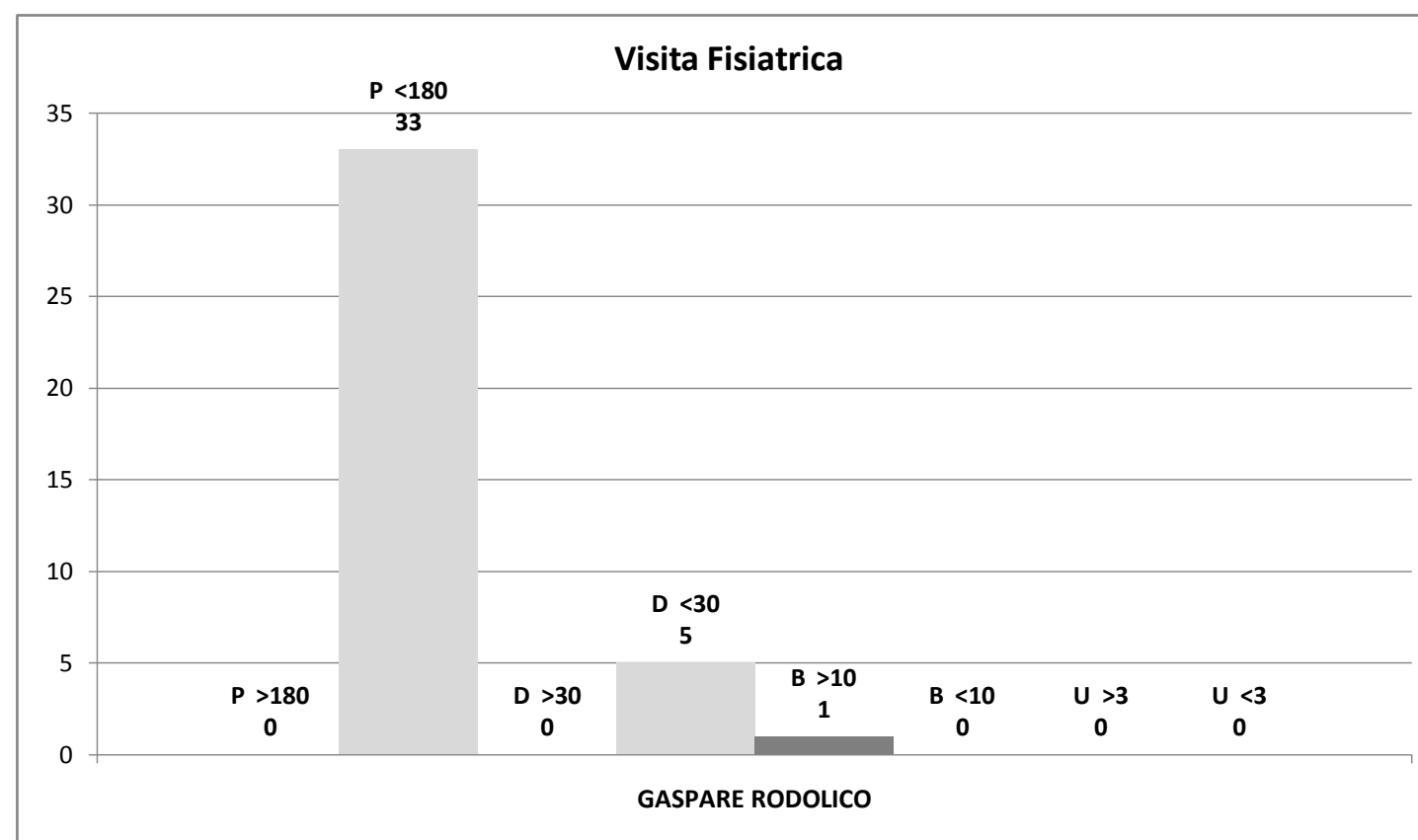
Tot. P:	854
Tot. D:	108
Tot. B:	73
Tot. U:	2
Tot. Prestazioni:	1037
Tot. P >180:	0
Tot. D >30:	1
Tot. B >10:	1
Tot. U >3:	0
Tot. fuori tempo:	2

Il Responsabile del CUP – Aziendale
Dott. Maurilio DANZI

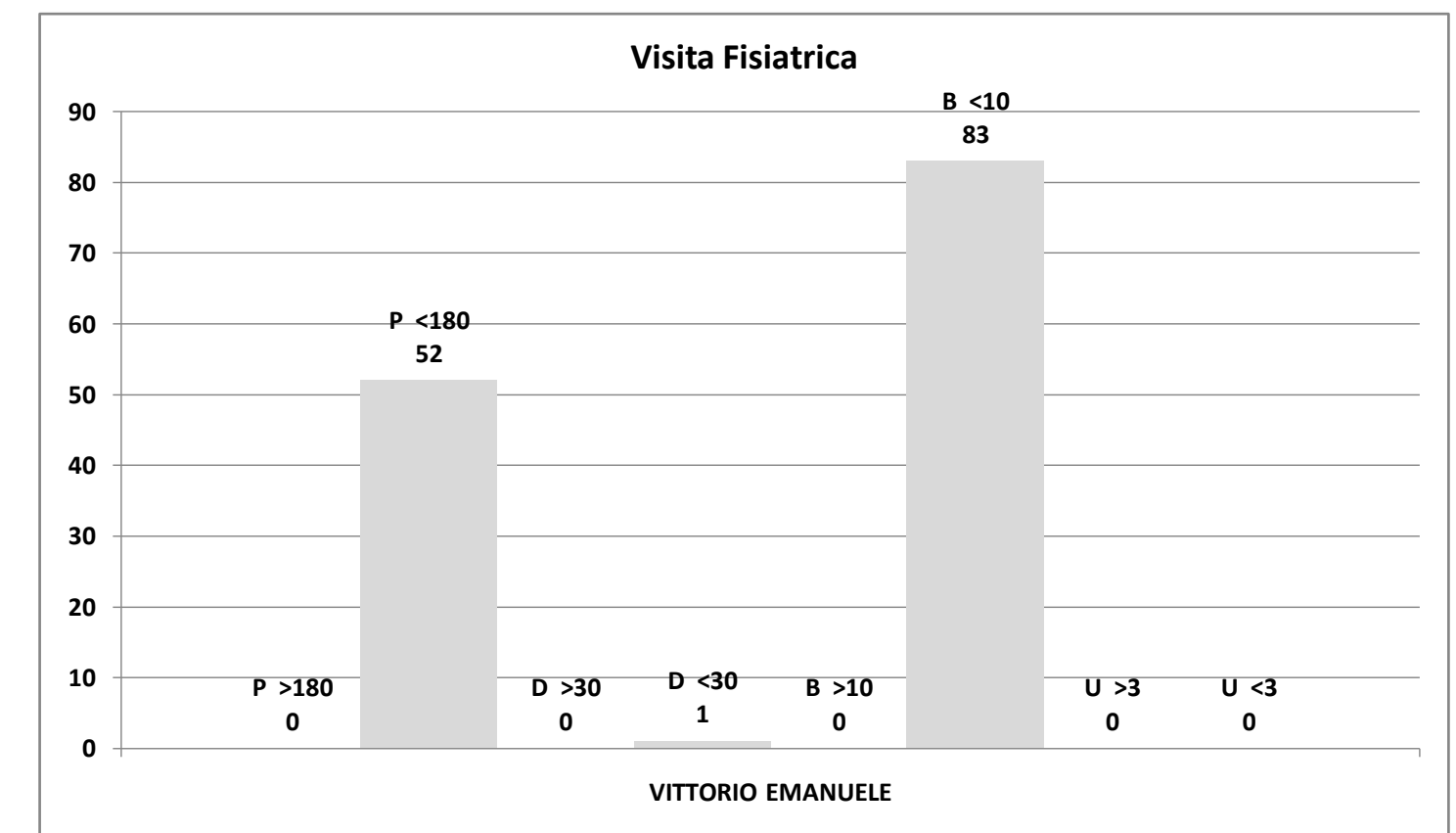
Rilevamento tempi d'attesa PRESTAZIONI CRITICHE, per codice priorità e per Presidi:

giugno/2014

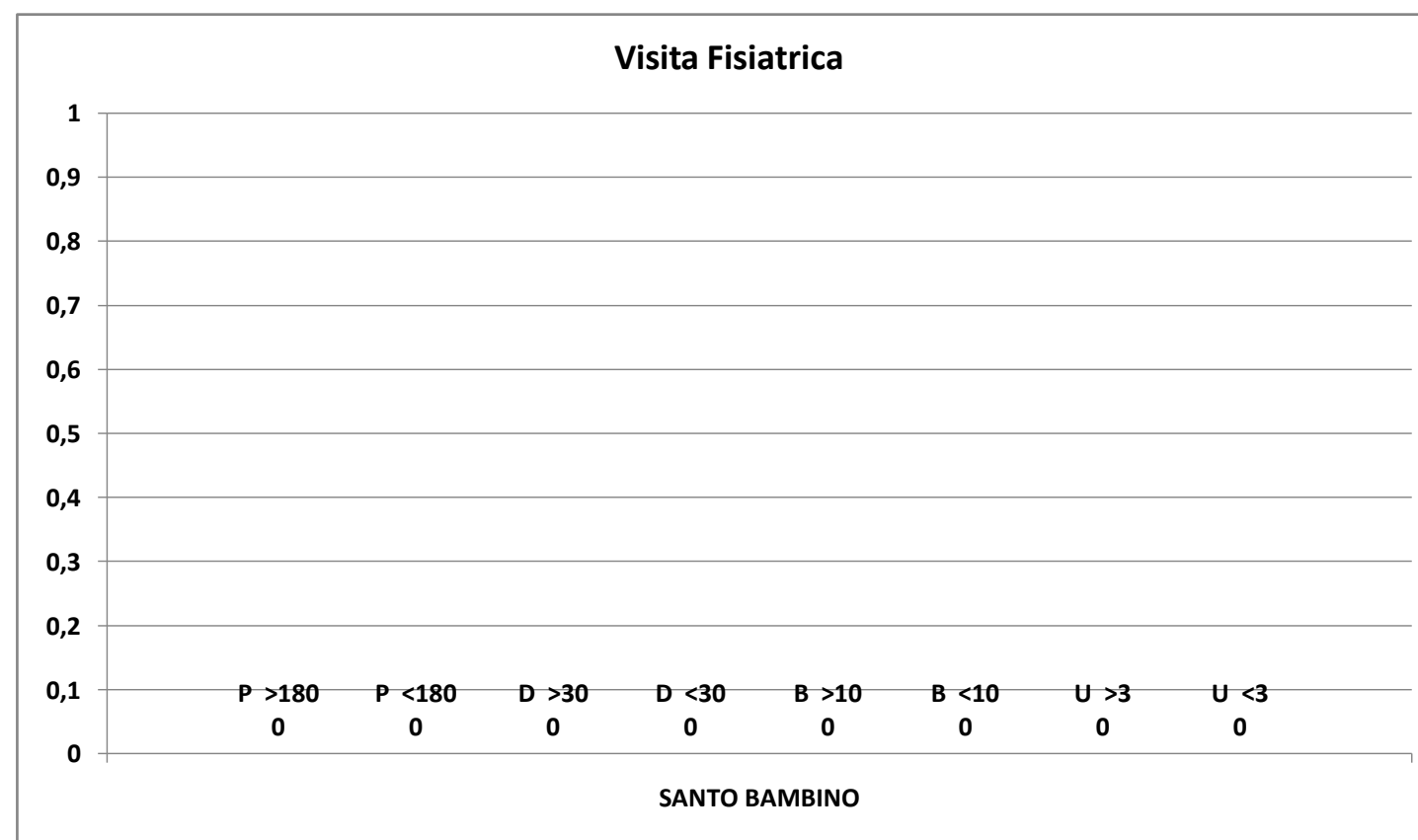
GASPARE RODOLICO			
P >180	0	0,0	%
P <180	33	100,0	%
P Tot	33		
D >30	0	0,0	%
D <30	5	100,0	%
D Tot	5		
B >10	1	100,0	%
B <10	0	0,0	%
B Tot	1		
U >3	0	#####	%
U <3	0	#####	%
U Tot	0		



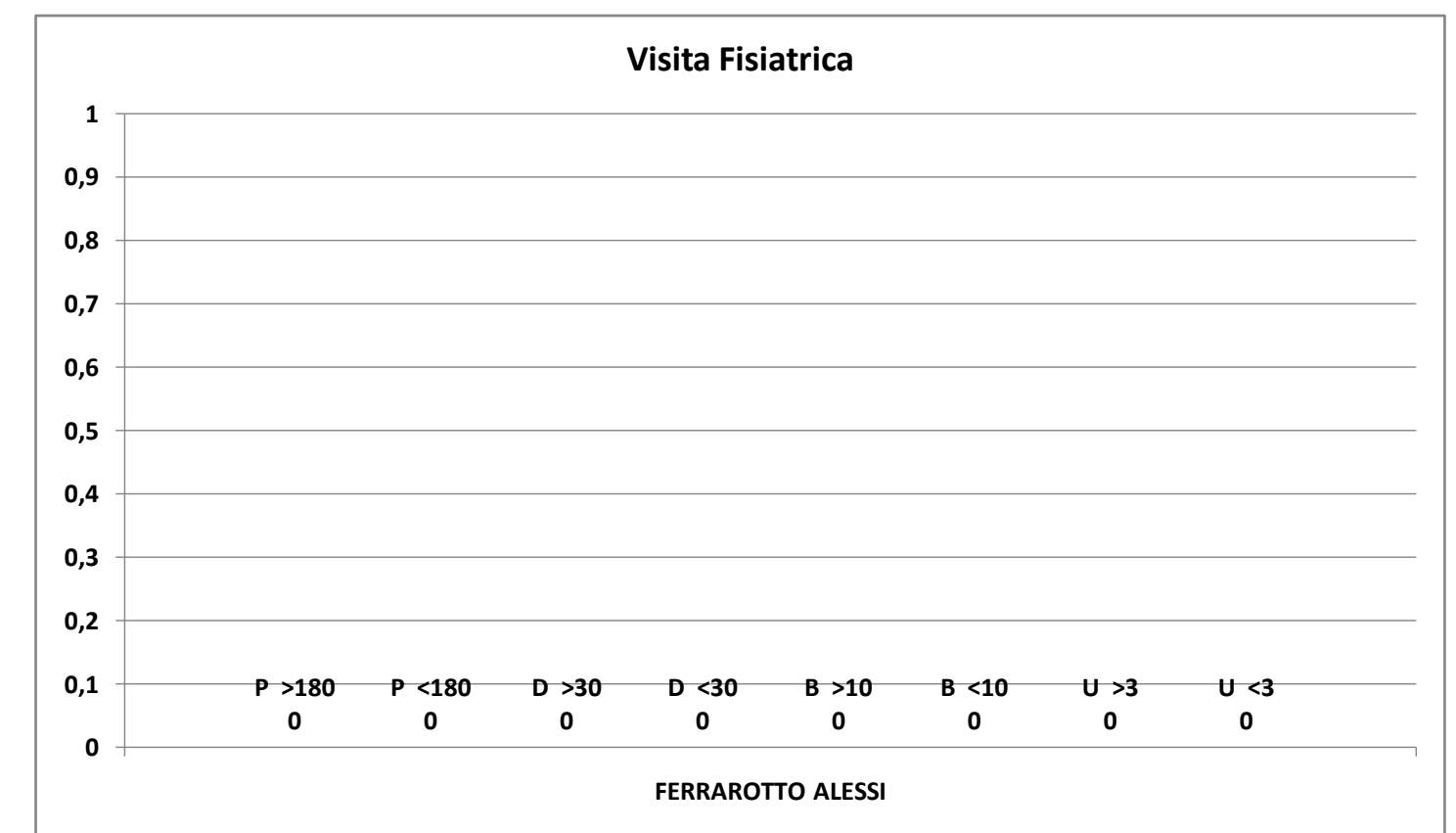
VITTORIO EMANUELE			
P >180	0	0,0	%
P <180	52	100,0	%
P Tot	52		
D >30	0	0,0	%
D <30	1	100,0	%
D Tot	1		
B >10	0	0,0	%
B <10	83	100,0	%
B Tot	83		
U >3	0	#####	%
U <3	0	#####	%
U Tot	0		



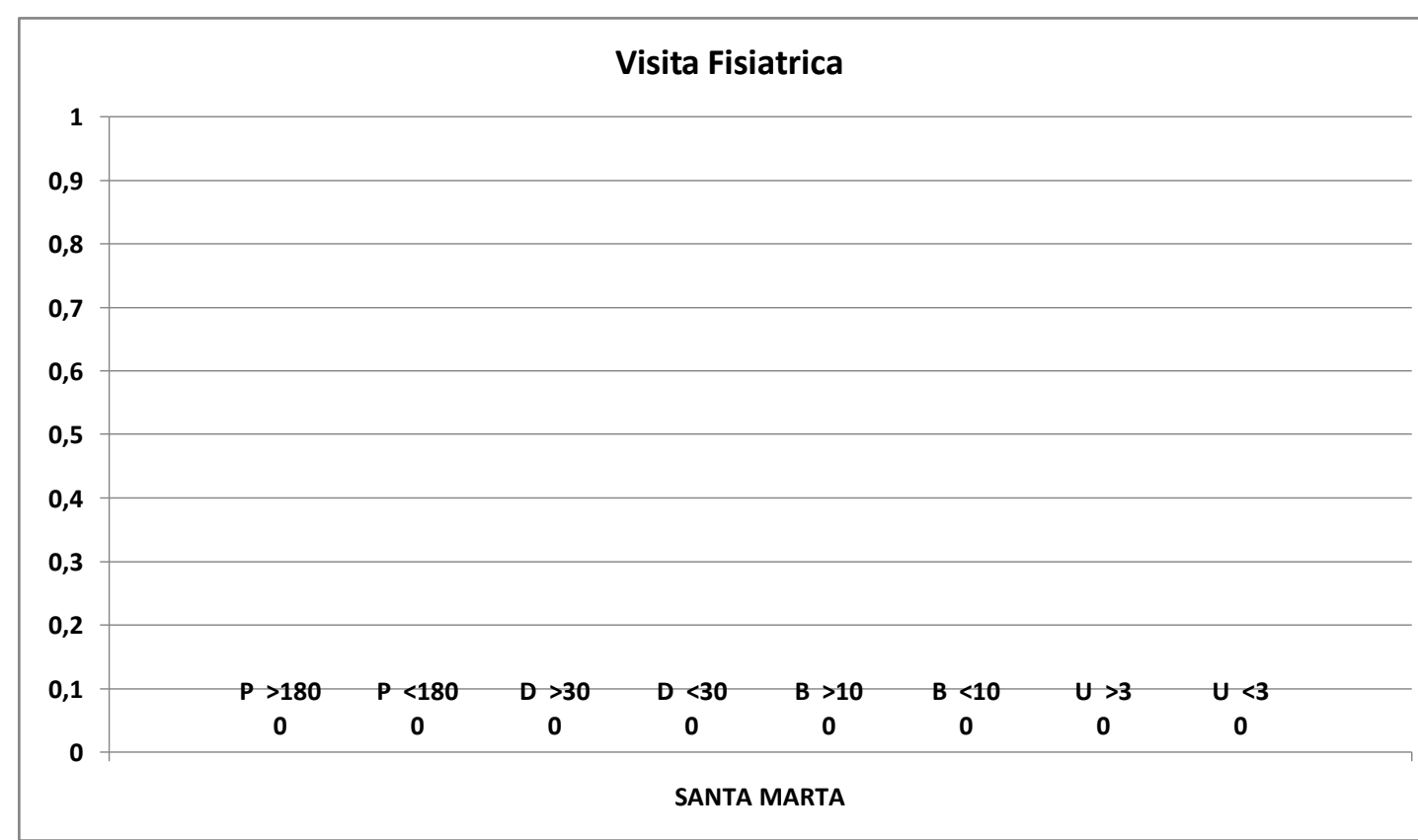
SANTO BAMBINO			
P >180	0	#####	%
P <180	0	#####	%
P Tot	0		
D >30	0	#####	%
D <30	0	#####	%
D Tot	0		
B >10	0	#####	%
B <10	0	#####	%
B Tot	0		
U >3	0	#####	%
U <3	0	#####	%
U Tot	0		



FERRAROTTO ALESSI			
P >180	0	#####	%
P <180	0	#####	%
P Tot	0		
D >30	0	#####	%
D <30	0	#####	%
D Tot	0		
B >10	0	#####	%
B <10	0	#####	%
B Tot	0		
U >3	0	#####	%
U <3	0	#####	%
U Tot	0		



SANTA MARTA			
P >180	0	#####	%
P <180	0	#####	%
P Tot	0		
D >30	0	#####	%
D <30	0	#####	%
D Tot	0		
B >10	0	#####	%
B <10	0	#####	%
B Tot	0		
U >3	0	#####	%
U <3	0	#####	%
U Tot	0		



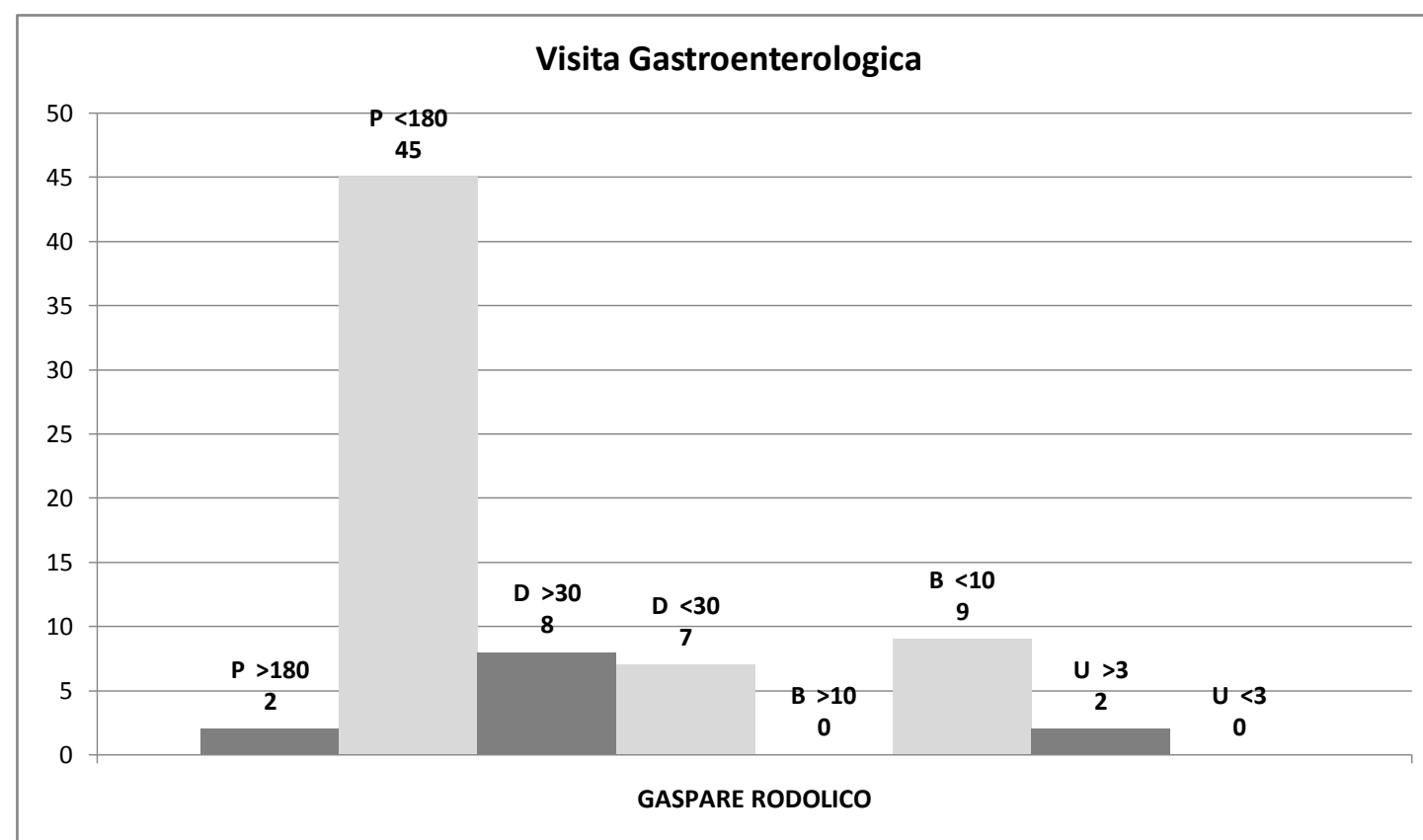
Tot. P:	85
Tot. D:	6
Tot. B:	84
Tot. U:	0
Tot. Prestazioni:	175
Tot. P >180:	0
Tot. D >30:	0
Tot. B >10:	1
Tot. U >3:	0
Tot. fuori tempo:	1

Il Responsabile del CUP – Aziendale
Dott. Maurilio DANZI

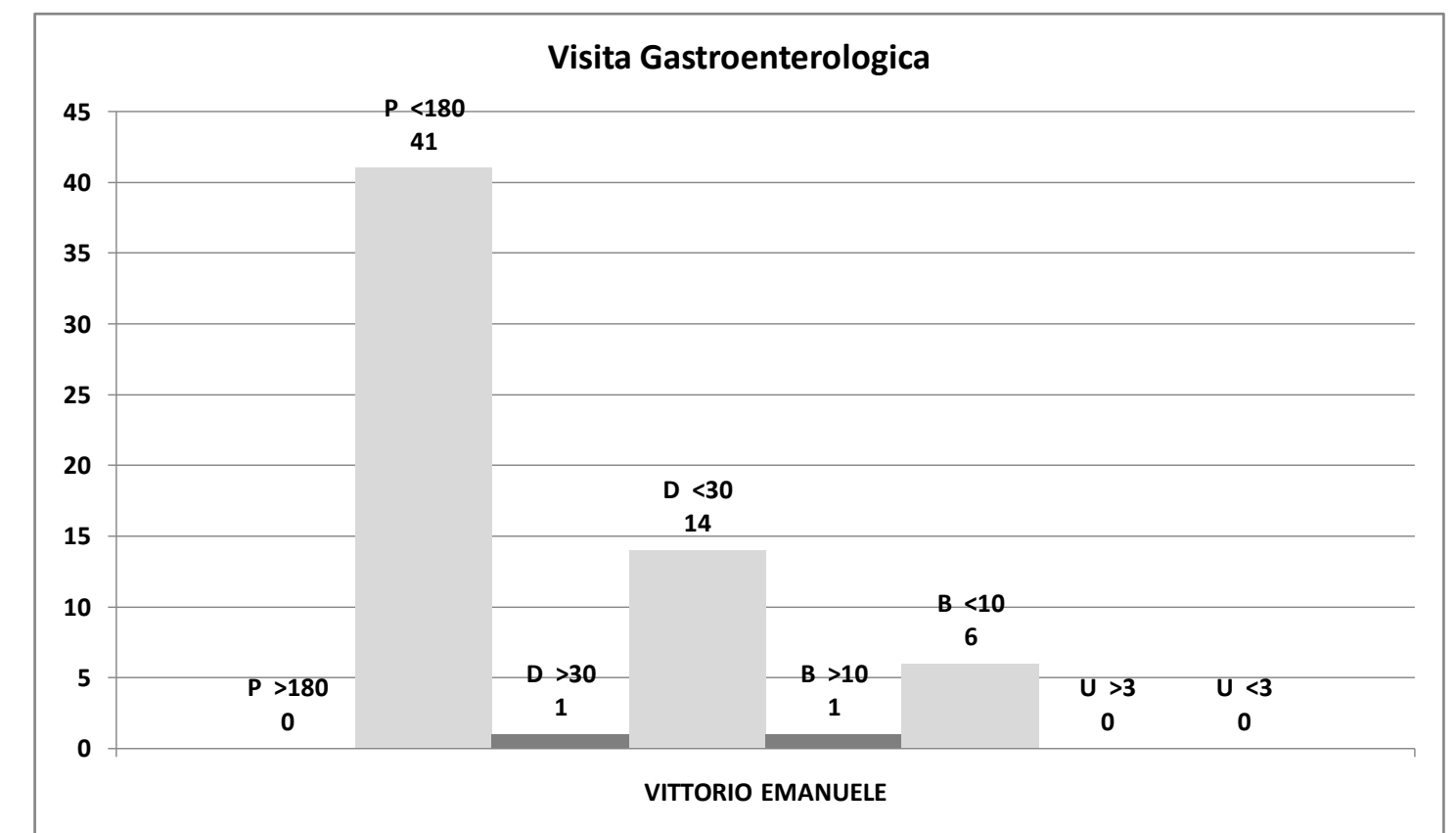
Rilevamento tempi d'attesa PRESTAZIONI CRITICHE, per codice priorità e per Presidi:

giugno/2014

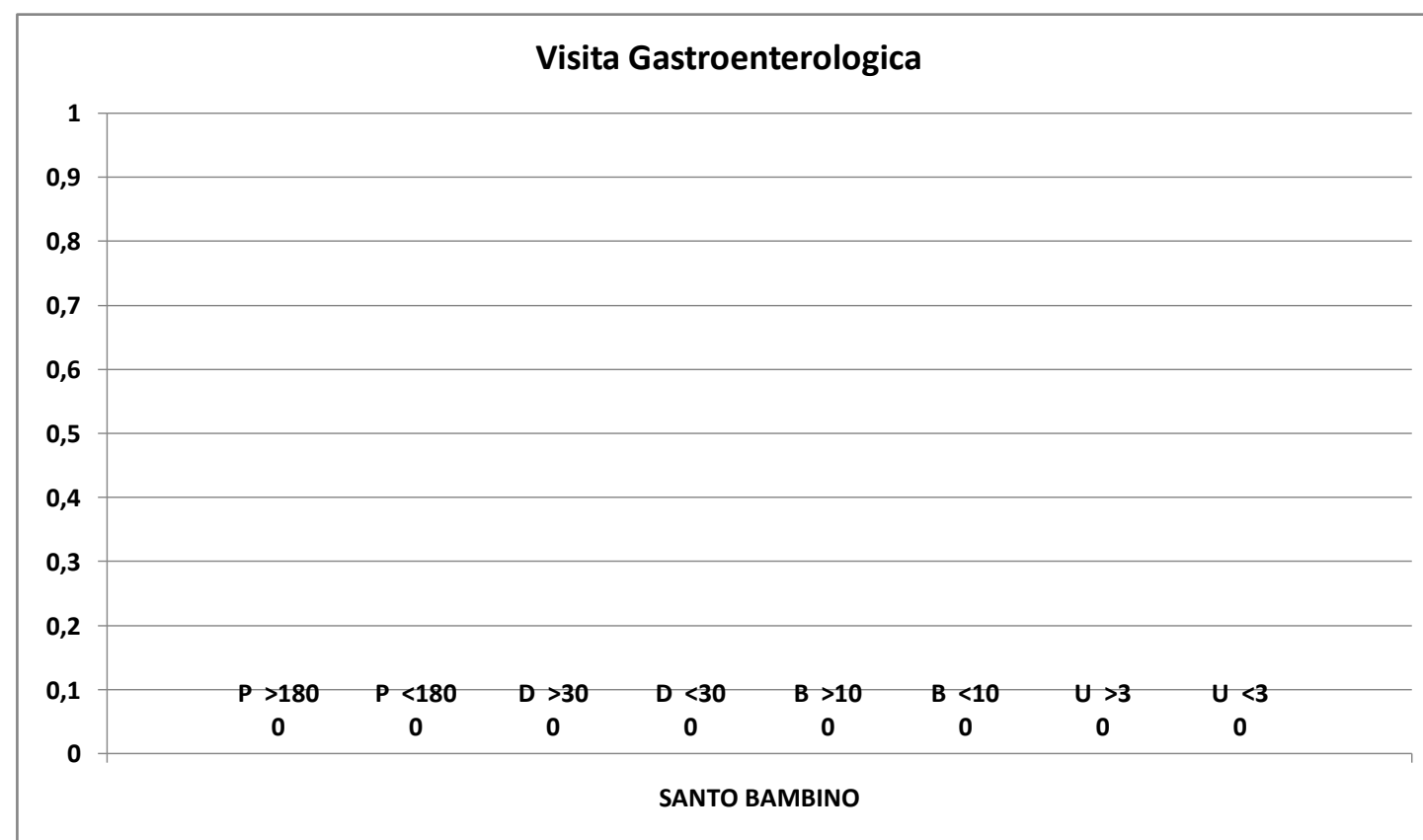
GASPARE RODOLICO			
P >180	2	4,3	%
P <180	45	95,7	%
P Tot	47		
D >30	8	53,3	%
D <30	7	46,7	%
D Tot	15		
B >10	0	0,0	%
B <10	9	100,0	%
B Tot	9		
U >3	2	100,0	%
U <3	0	0,0	%
U Tot	2		



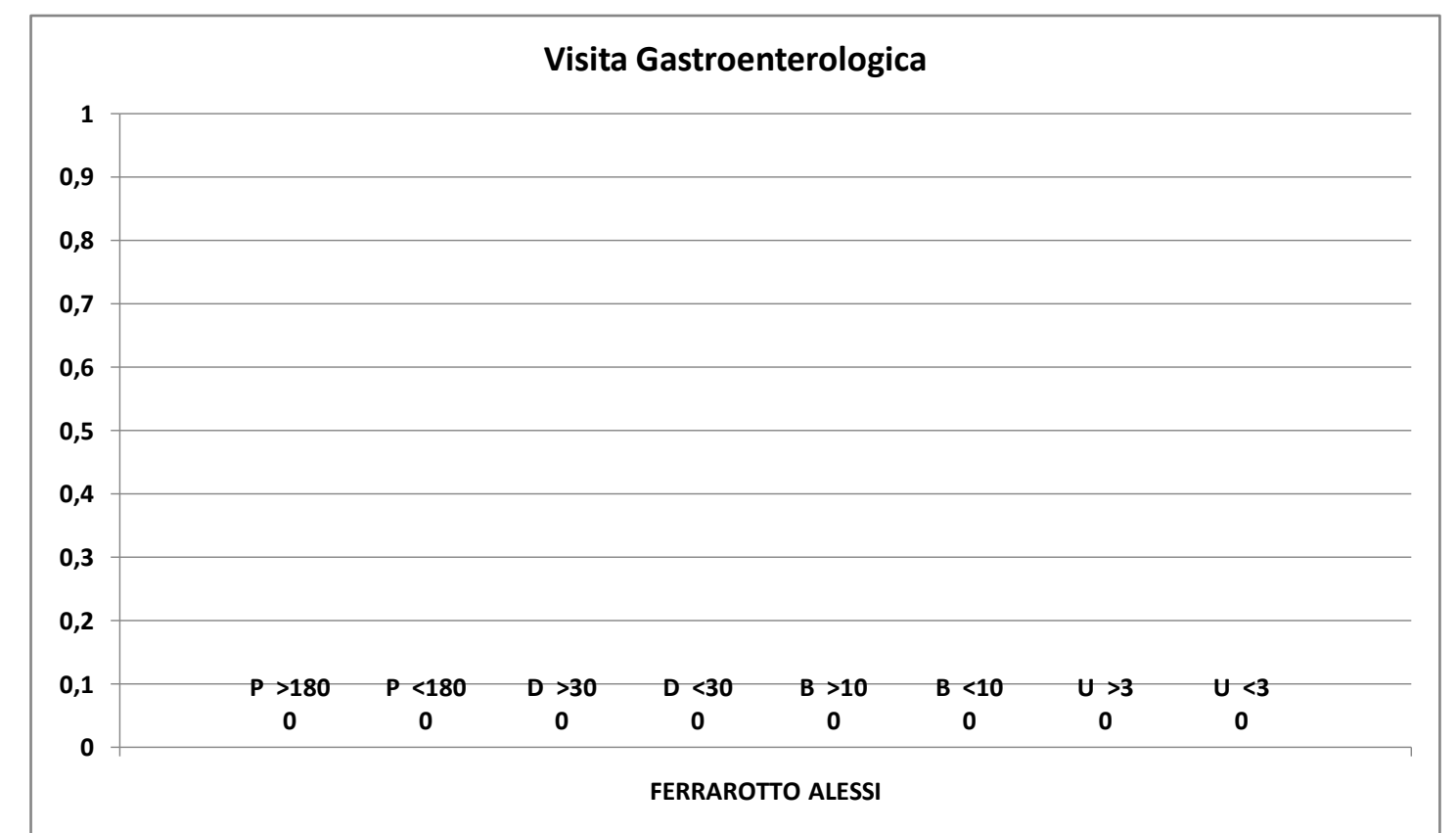
VITTORIO EMANUELE			
P >180	0	0,0	%
P <180	41	100,0	%
P Tot	41		
D >30	1	6,7	%
D <30	14	93,3	%
D Tot	15		
B >10	1	14,3	%
B <10	6	85,7	%
B Tot	7		
U >3	0	#####	%
U <3	0	#####	%
U Tot	0		



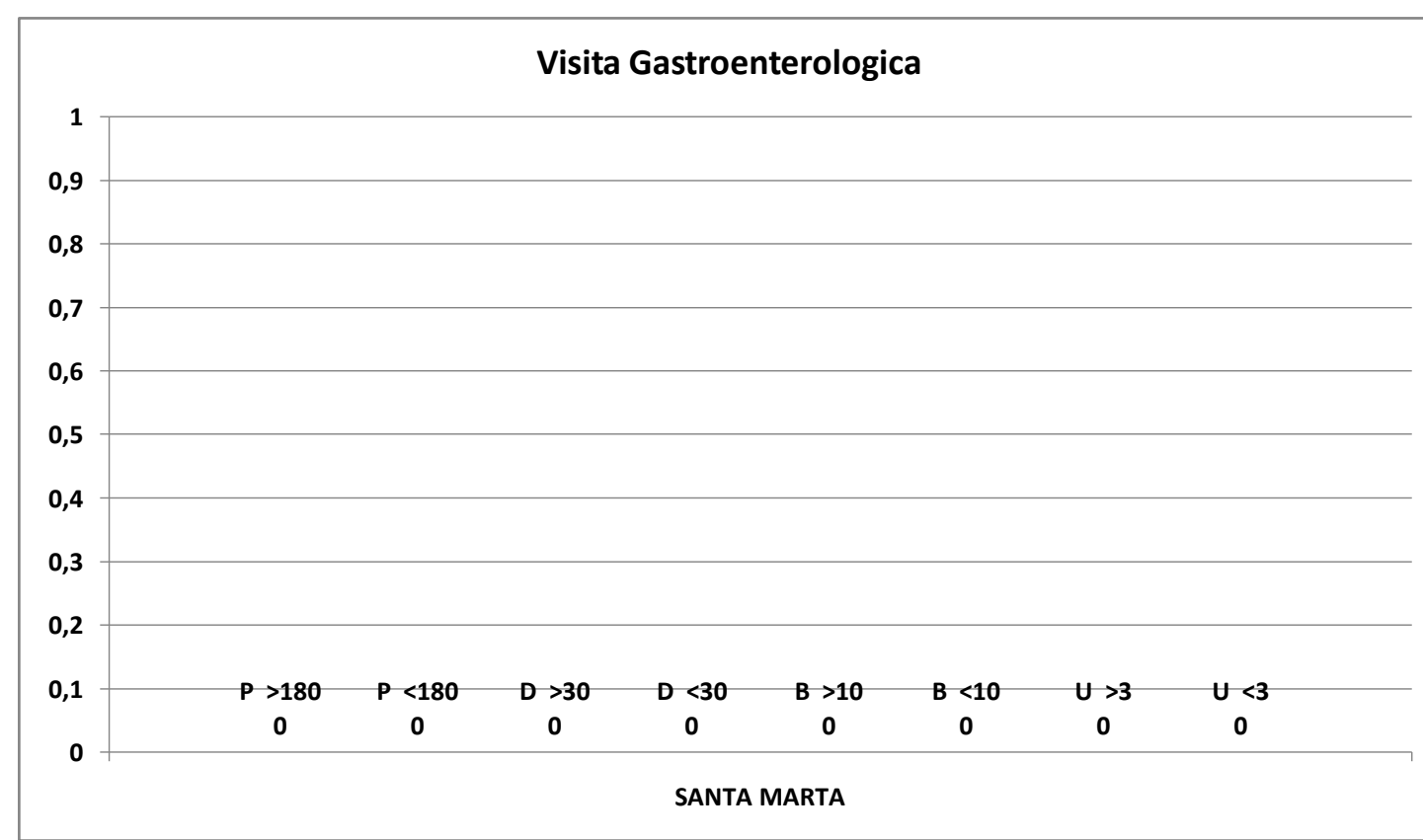
SANTO BAMBINO			
P >180	0	#####	%
P <180	0	#####	%
P Tot	0		
D >30	0	#####	%
D <30	0	#####	%
D Tot	0		
B >10	0	#####	%
B <10	0	#####	%
B Tot	0		
U >3	0	#####	%
U <3	0	#####	%
U Tot	0		



FERRAROTTO ALESSI			
P >180	0	#####	%
P <180	0	#####	%
P Tot	0		
D >30	0	#####	%
D <30	0	#####	%
D Tot	0		
B >10	0	#####	%
B <10	0	#####	%
B Tot	0		
U >3	0	#####	%
U <3	0	#####	%
U Tot	0		



SANTA MARTA			
P >180	0	#####	%
P <180	0	#####	%
P Tot	0		
D >30	0	#####	%
D <30	0	#####	%
D Tot	0		
B >10	0	#####	%
B <10	0	#####	%
B Tot	0		
U >3	0	#####	%
U <3	0	#####	%
U Tot	0		



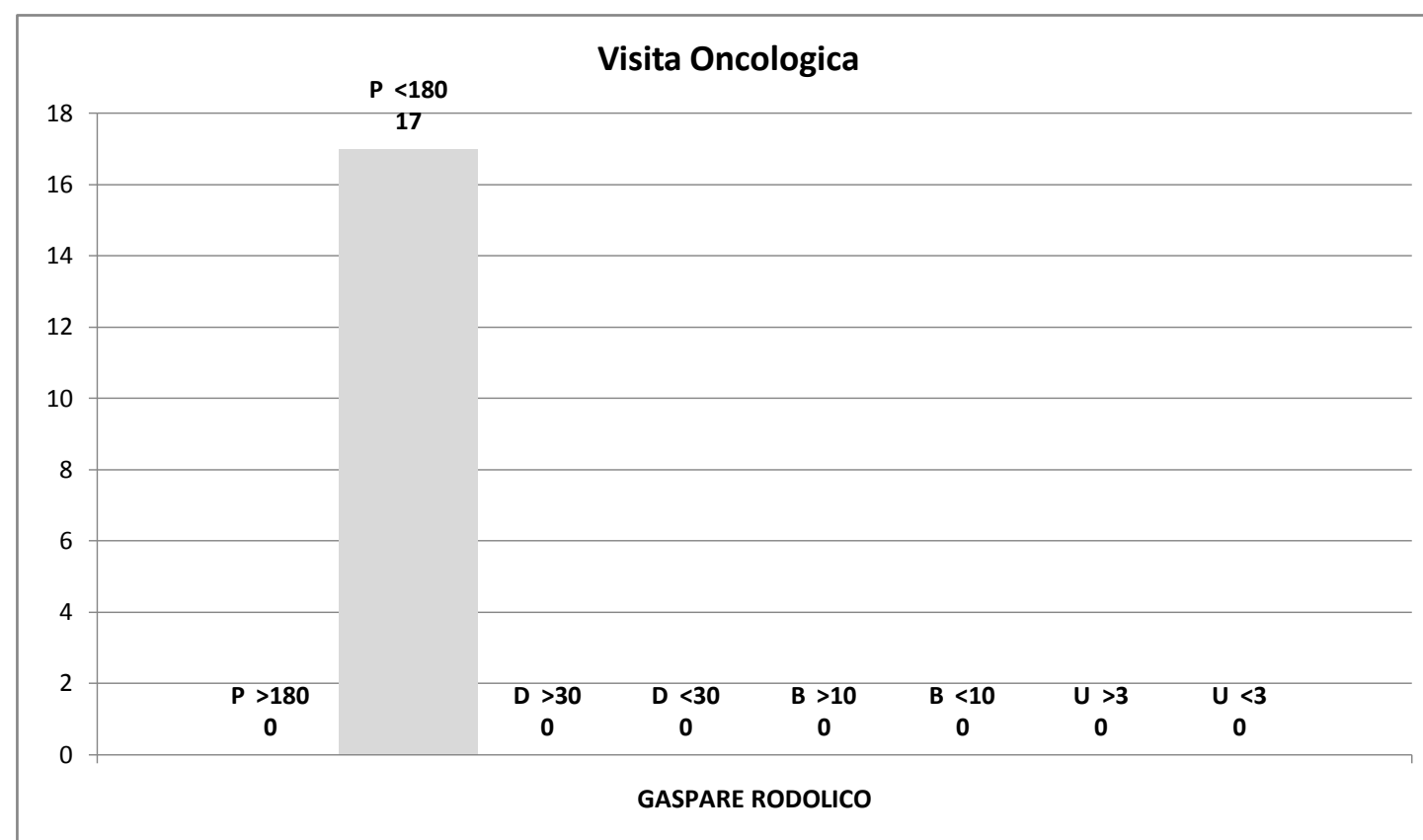
Tot. P:	88
Tot. D:	30
Tot. B:	16
Tot. U:	2
Tot. Prestazioni:	136
Tot. P >180:	2
Tot. D >30:	9
Tot. B >10:	1
Tot. U >3:	2
Tot. fuori tempo:	14

Il Responsabile del CUP – Aziendale
Dott. Maurilio DANZI

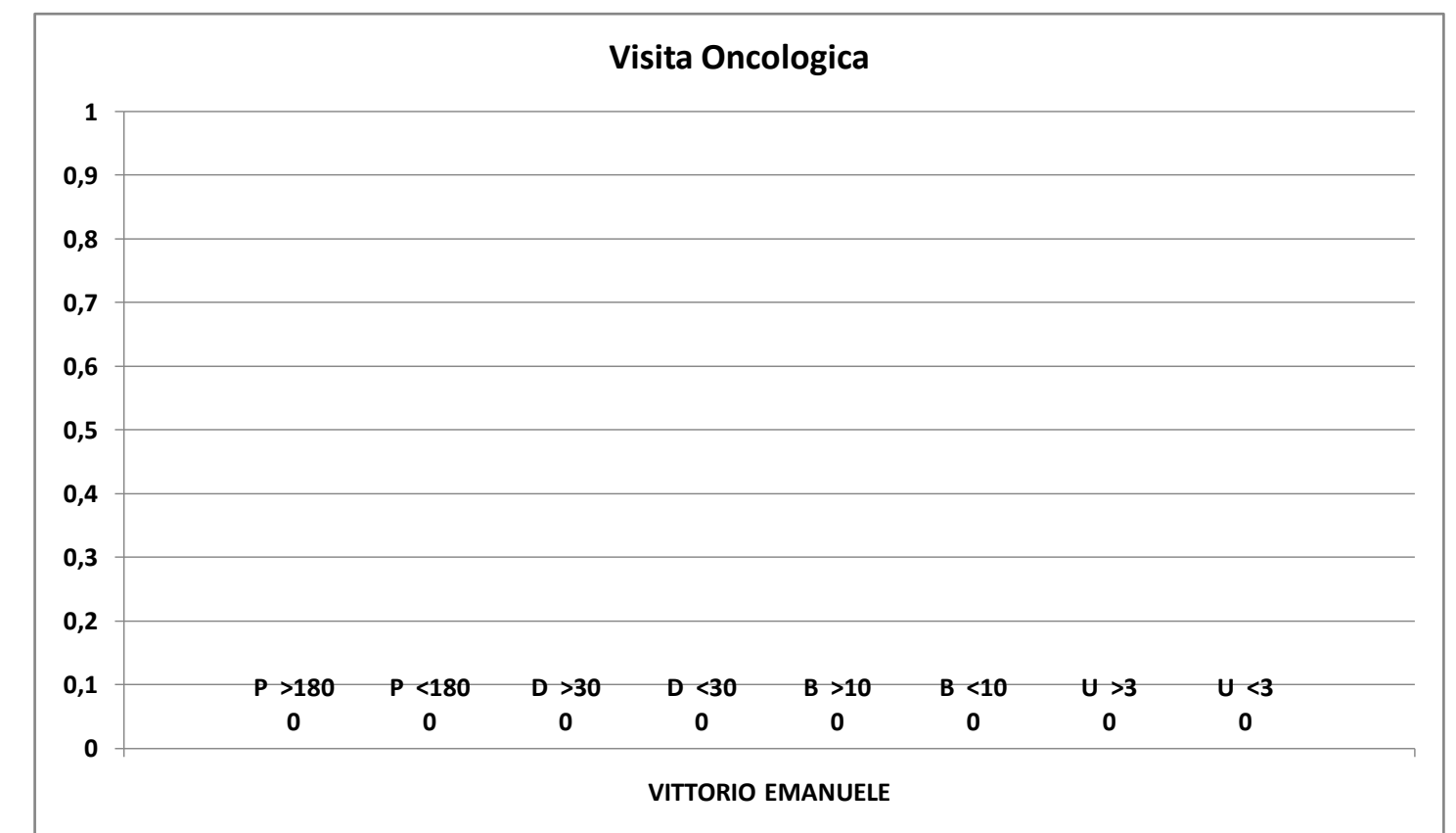
Rilevamento tempi d'attesa PRESTAZIONI CRITICHE, per codice priorità e per Presidi:

giugno/2014

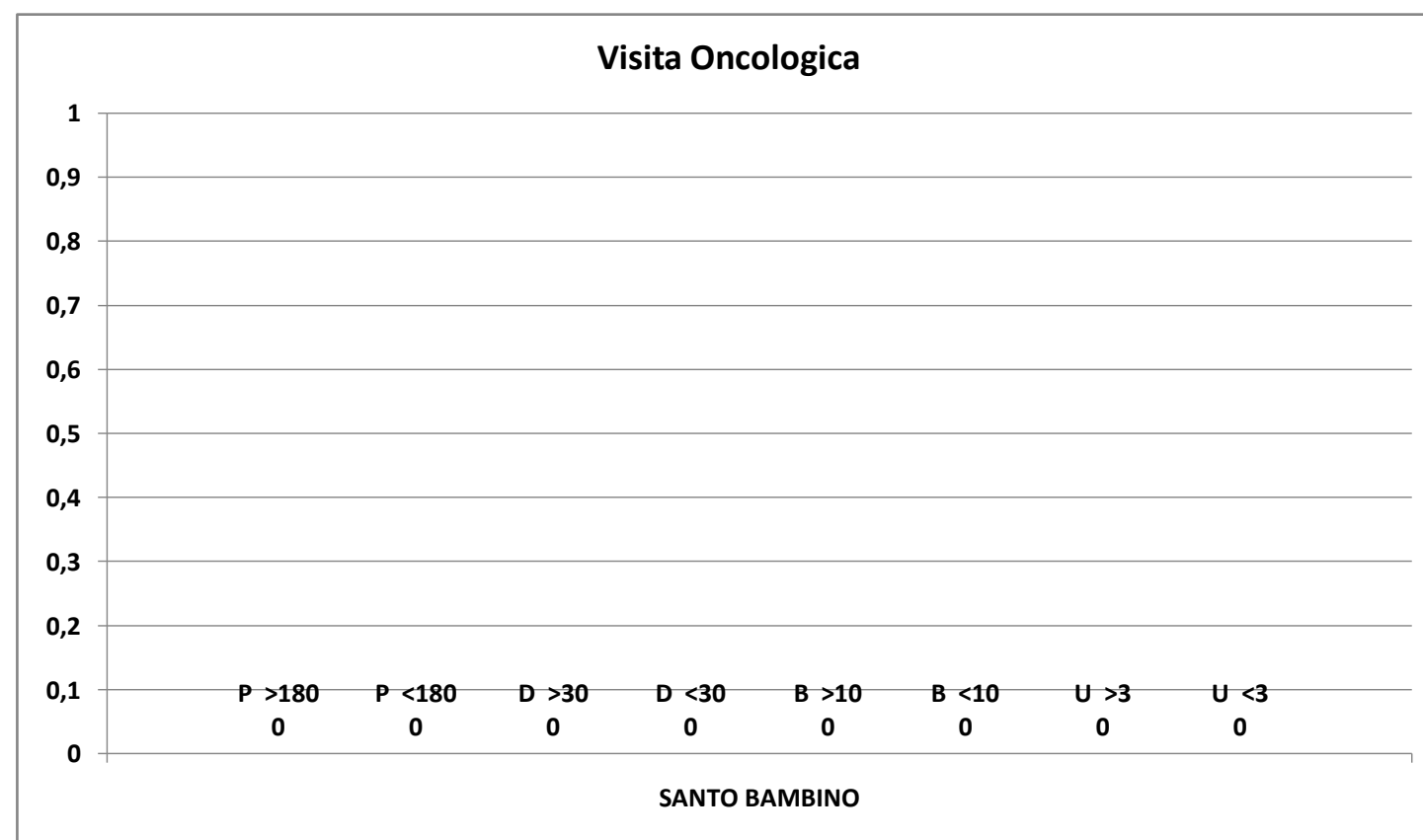
GASPARE RODOLICO			
P >180	0	0,0	%
P <180	17	100,0	%
P Tot	17		
D >30	0	#####	%
D <30	0	#####	%
D Tot	0		
B >10	0	#####	%
B <10	0	#####	%
B Tot	0		
U >3	0	#####	%
U <3	0	#####	%
U Tot	0		



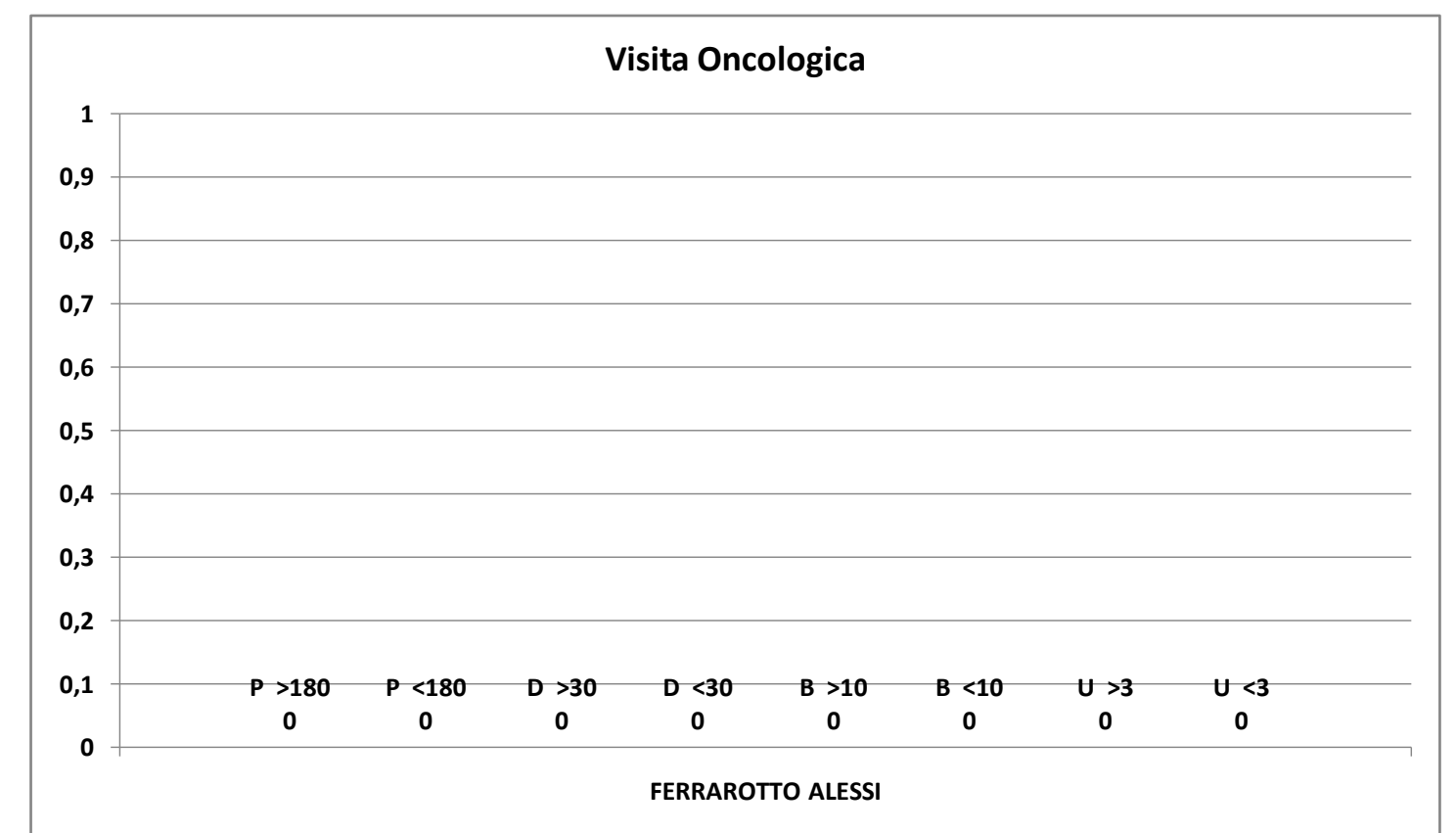
VITTORIO EMANUELE			
P >180	0	#####	%
P <180	0	#####	%
P Tot	0		
D >30	0	#####	%
D <30	0	#####	%
D Tot	0		
B >10	0	#####	%
B <10	0	#####	%
B Tot	0		
U >3	0	#####	%
U <3	0	#####	%
U Tot	0		



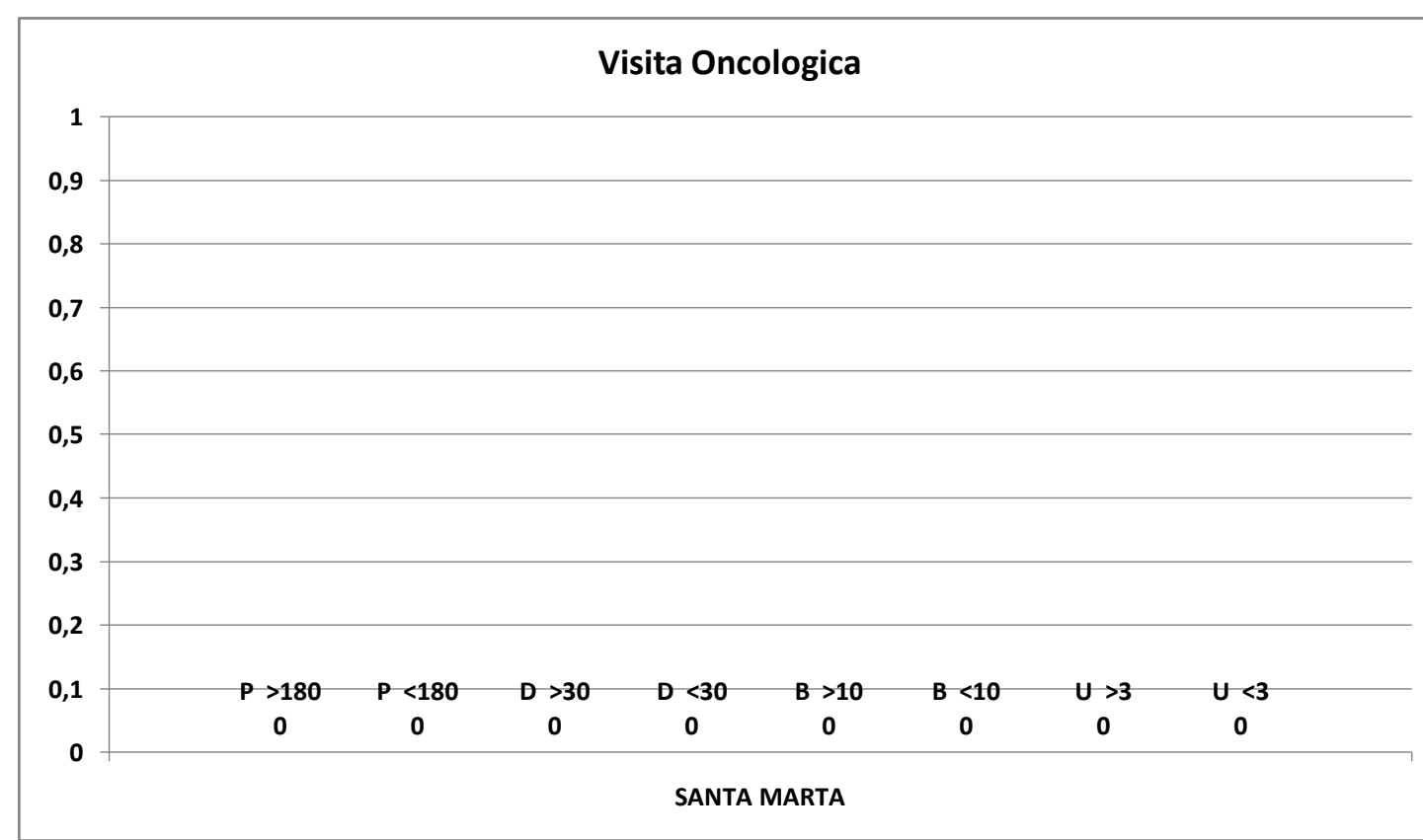
SANTO BAMBINO			
P >180	0	#####	%
P <180	0	#####	%
P Tot	0		
D >30	0	#####	%
D <30	0	#####	%
D Tot	0		
B >10	0	#####	%
B <10	0	#####	%
B Tot	0		
U >3	0	#####	%
U <3	0	#####	%
U Tot	0		



FERRAROTTO ALESSI			
P >180	0	#####	%
P <180	0	#####	%
P Tot	0		
D >30	0	#####	%
D <30	0	#####	%
D Tot	0		
B >10	0	#####	%
B <10	0	#####	%
B Tot	0		
U >3	0	#####	%
U <3	0	#####	%
U Tot	0		



SANTA MARTA			
P >180	0	#####	%
P <180	0	#####	%
P Tot	0		
D >30	0	#####	%
D <30	0	#####	%
D Tot	0		
B >10	0	#####	%
B <10	0	#####	%
B Tot	0		
U >3	0	#####	%
U <3	0	#####	%
U Tot	0		



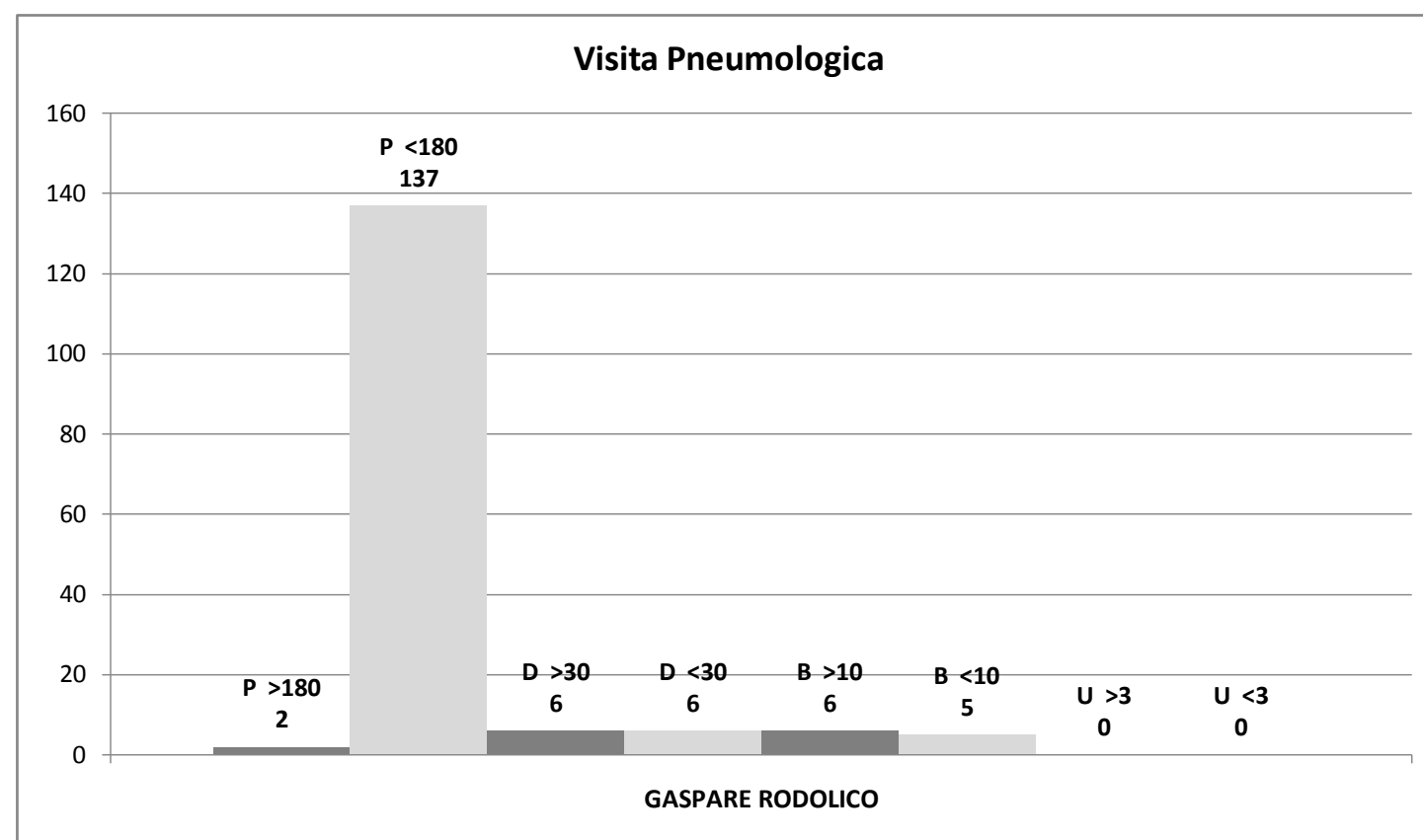
Tot. P:	17
Tot. D:	0
Tot. B:	0
Tot. U:	0
Tot. Prestazioni:	17
Tot. P >180:	0
Tot. D >30:	0
Tot. B >10:	0
Tot. U >3:	0
Tot. fuori tempo:	0

Il Responsabile del CUP – Aziendale
Dott. Maurilio DANZI

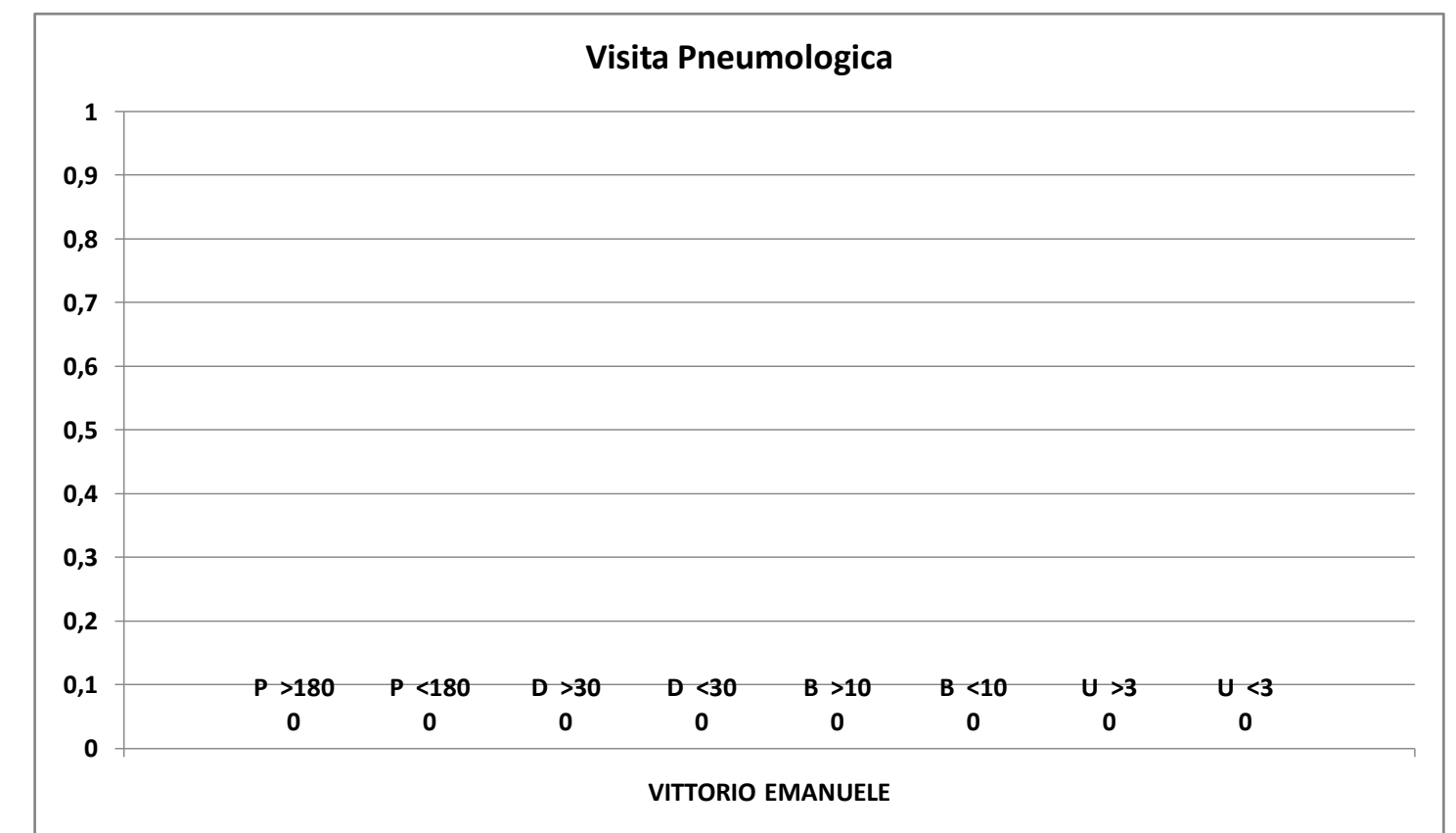
Rilevamento tempi d'attesa PRESTAZIONI CRITICHE, per codice priorità e per Presidi:

giugno/2014

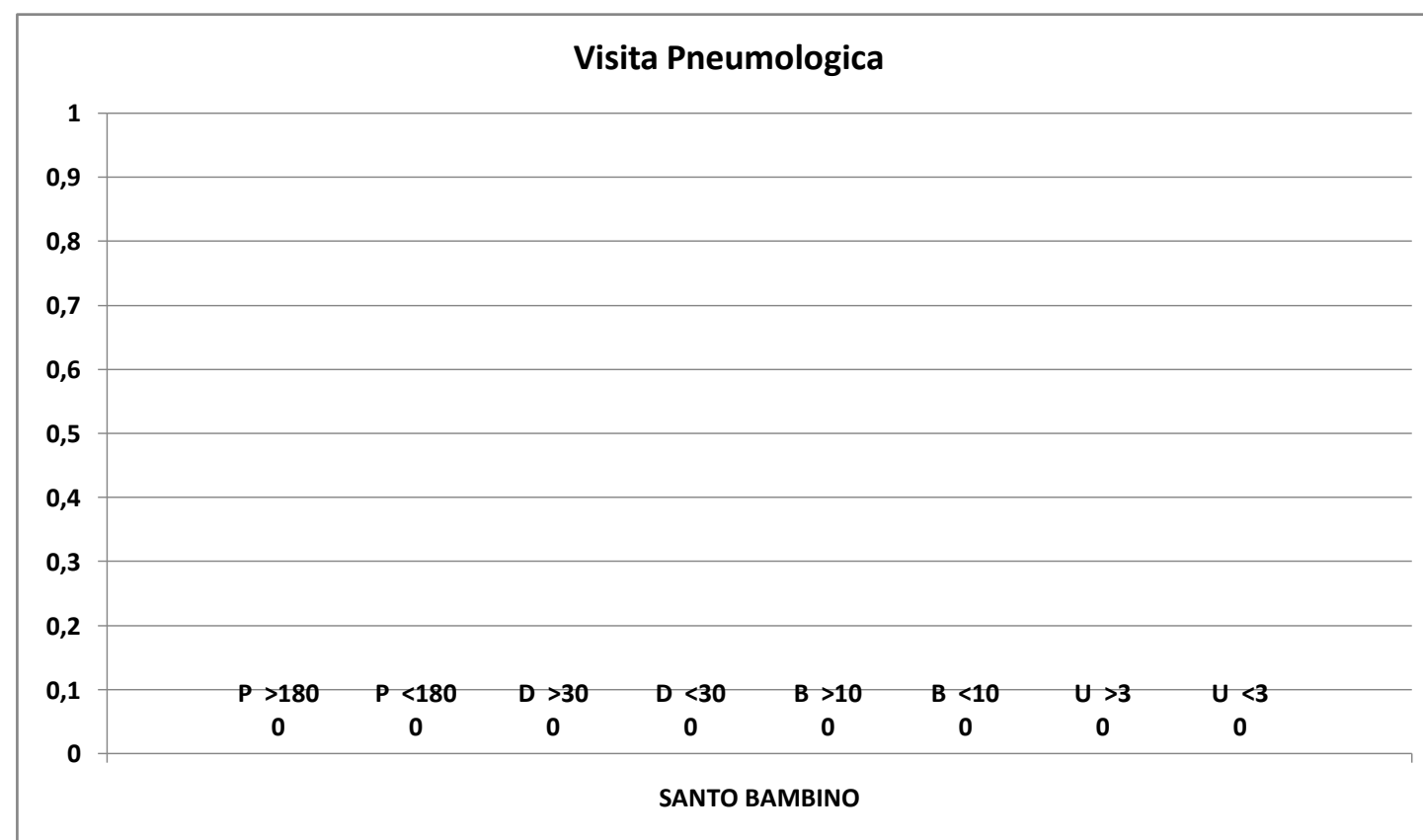
GASPARE RODOLICO			
P >180	2	1,4	%
P <180	137	98,6	%
P Tot	139		
D >30	6	50,0	%
D <30	6	50,0	%
D Tot	12		
B >10	6	54,5	%
B <10	5	45,5	%
B Tot	11		
U >3	0	#####	%
U <3	0	#####	%
U Tot	0		



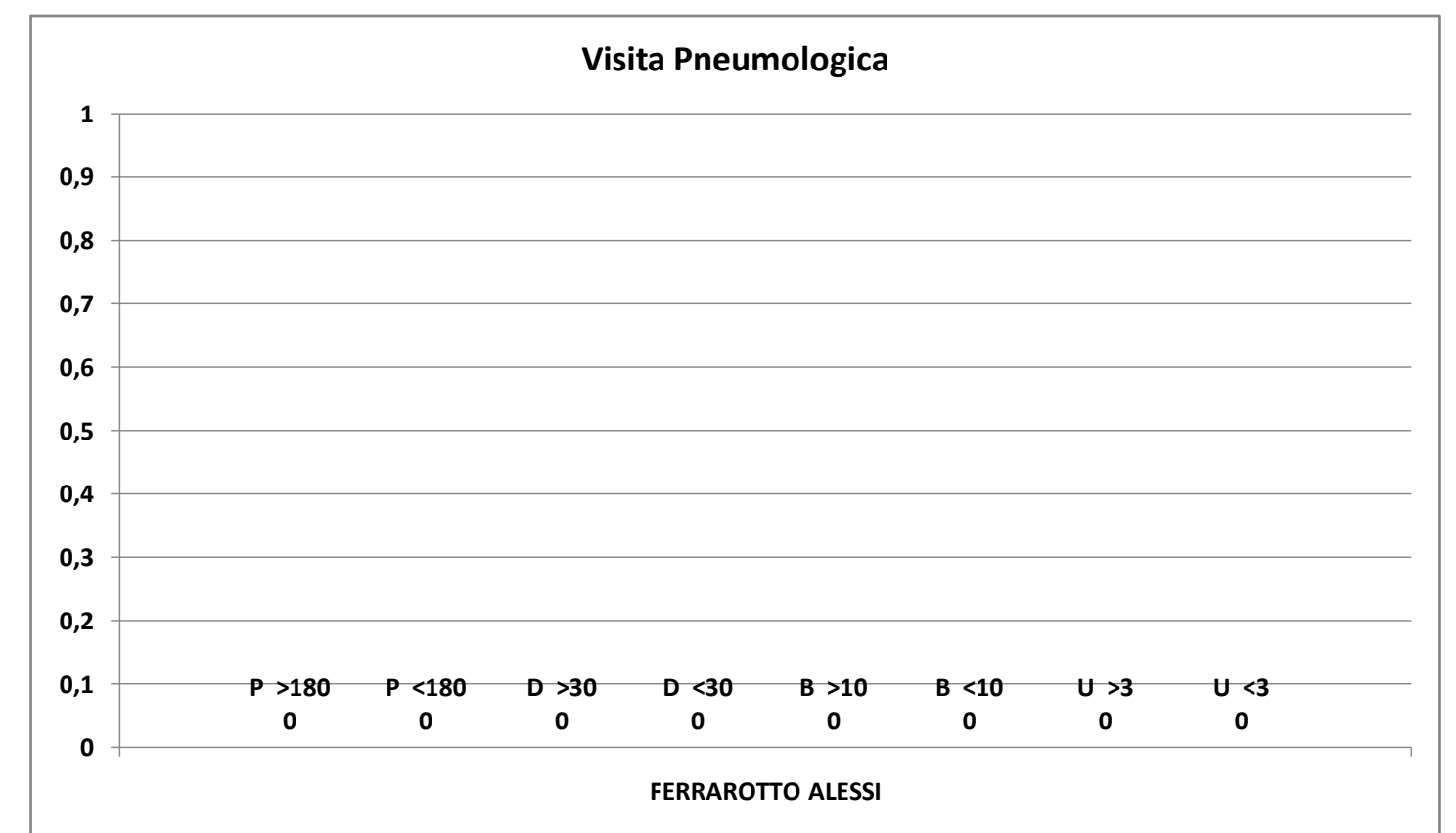
VITTORIO EMANUELE			
P >180	0	#####	%
P <180	0	#####	%
P Tot	0		
D >30	0	#####	%
D <30	0	#####	%
D Tot	0		
B >10	0	#####	%
B <10	0	#####	%
B Tot	0		
U >3	0	#####	%
U <3	0	#####	%
U Tot	0		



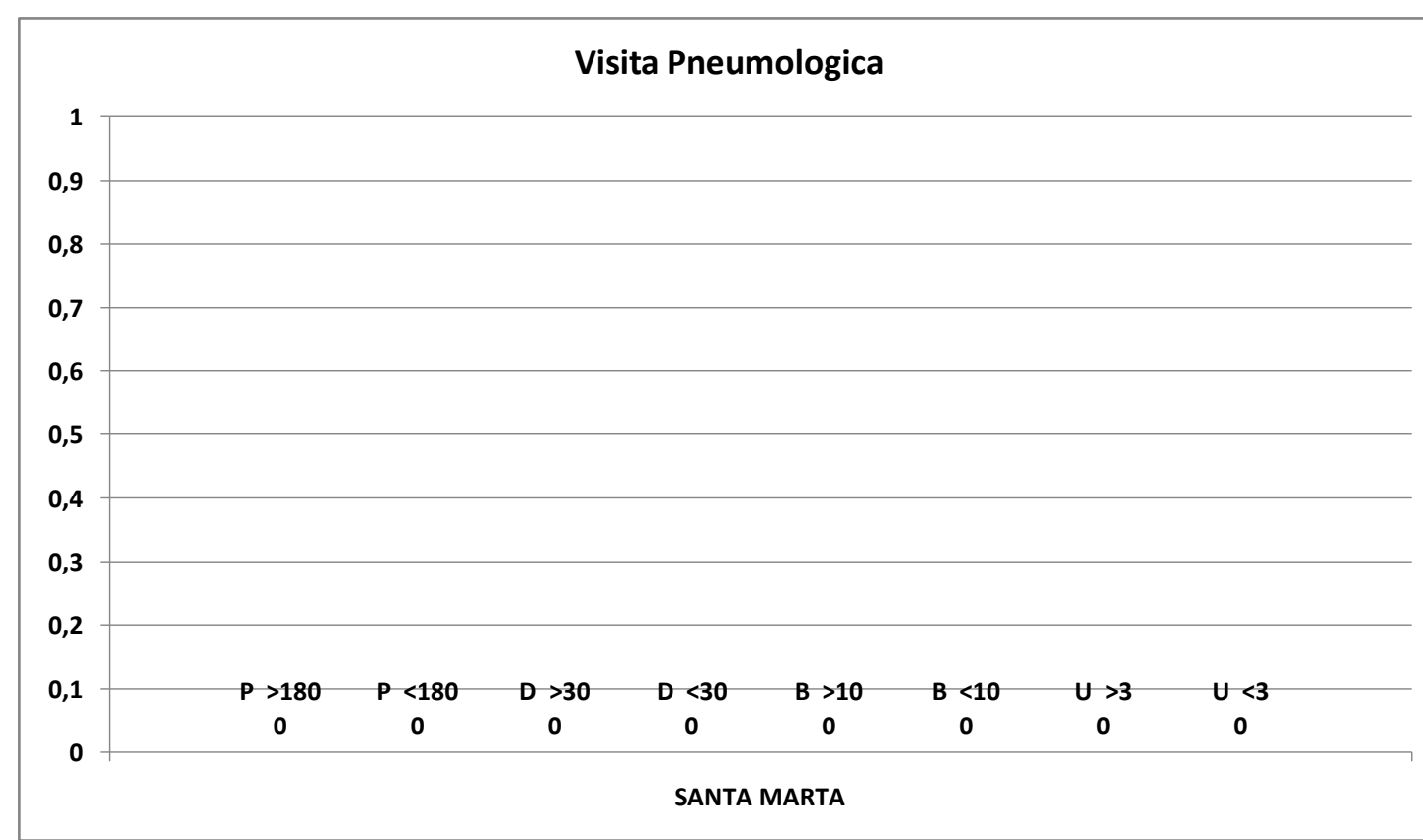
SANTO BAMBINO			
P >180	0	#####	%
P <180	0	#####	%
P Tot	0		
D >30	0	#####	%
D <30	0	#####	%
D Tot	0		
B >10	0	#####	%
B <10	0	#####	%
B Tot	0		
U >3	0	#####	%
U <3	0	#####	%
U Tot	0		



FERRAROTTO ALESSI			
P >180	0	#####	%
P <180	0	#####	%
P Tot	0		
D >30	0	#####	%
D <30	0	#####	%
D Tot	0		
B >10	0	#####	%
B <10	0	#####	%
B Tot	0		
U >3	0	#####	%
U <3	0	#####	%
U Tot	0		



SANTA MARTA			
P >180	0	#####	%
P <180	0	#####	%
P Tot	0		
D >30	0	#####	%
D <30	0	#####	%
D Tot	0		
B >10	0	#####	%
B <10	0	#####	%
B Tot	0		
U >3	0	#####	%
U <3	0	#####	%
U Tot	0		



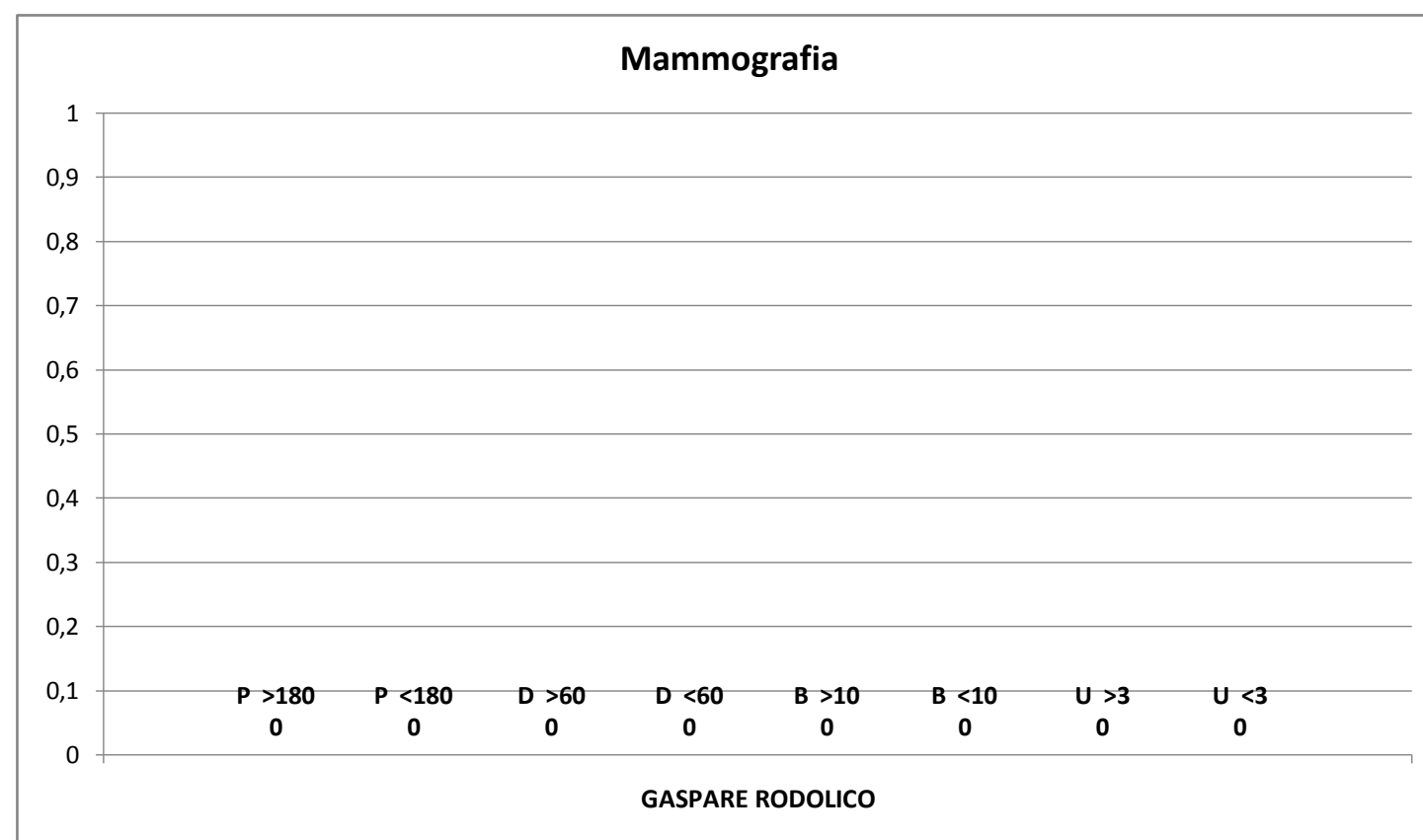
Tot. P:	139
Tot. D:	12
Tot. B:	11
Tot. U:	0
Tot. Prestazioni:	162
Tot. P >180:	2
Tot. D >30:	6
Tot. B >10:	6
Tot. U >3:	0
Tot. fuori tempo:	14

Il Responsabile del CUP – Aziendale
Dott. Maurilio DANZI

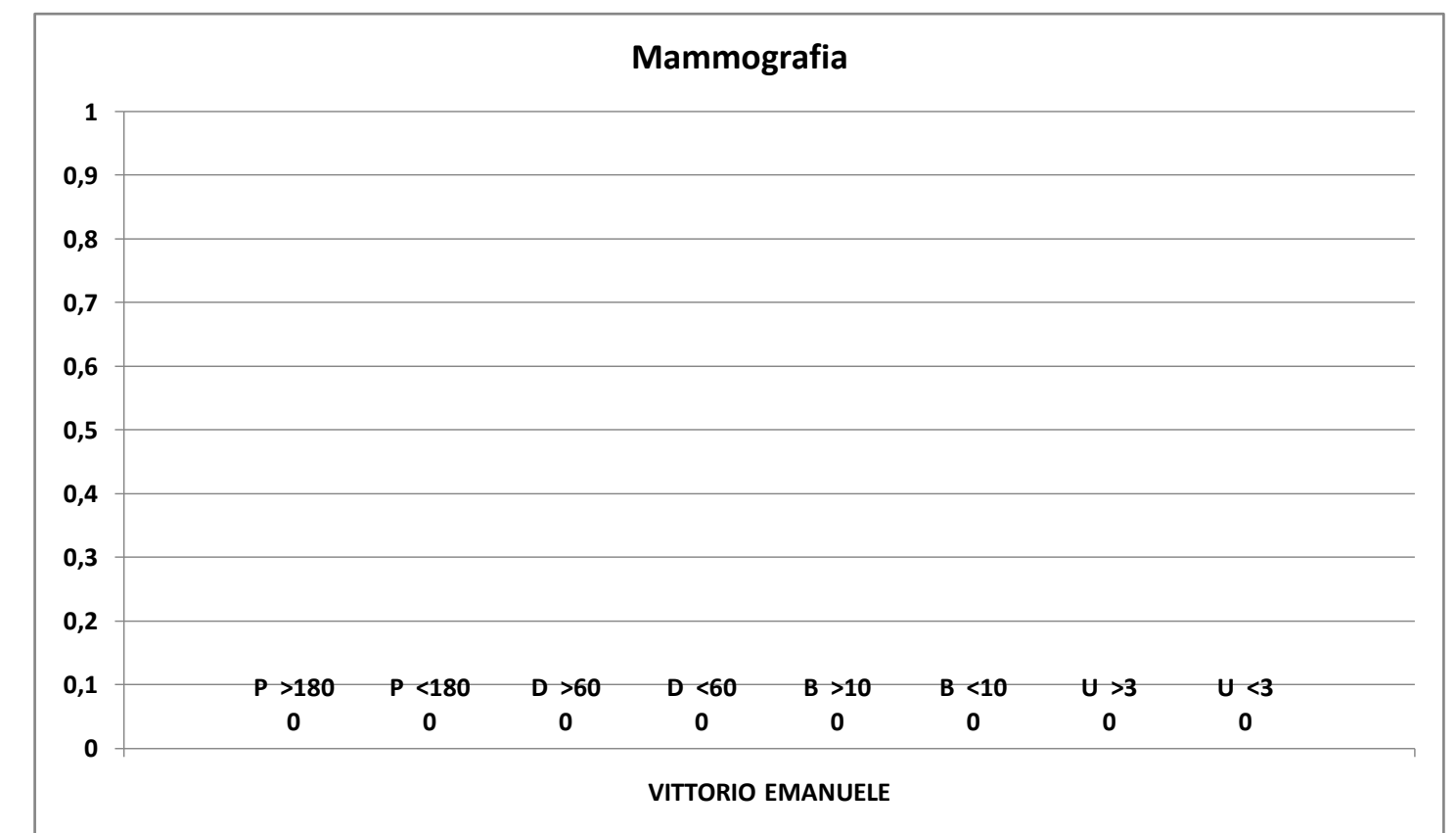
Rilevamento tempi d'attesa PRESTAZIONI CRITICHE, per codice priorità e per Presidi:

giugno/2014

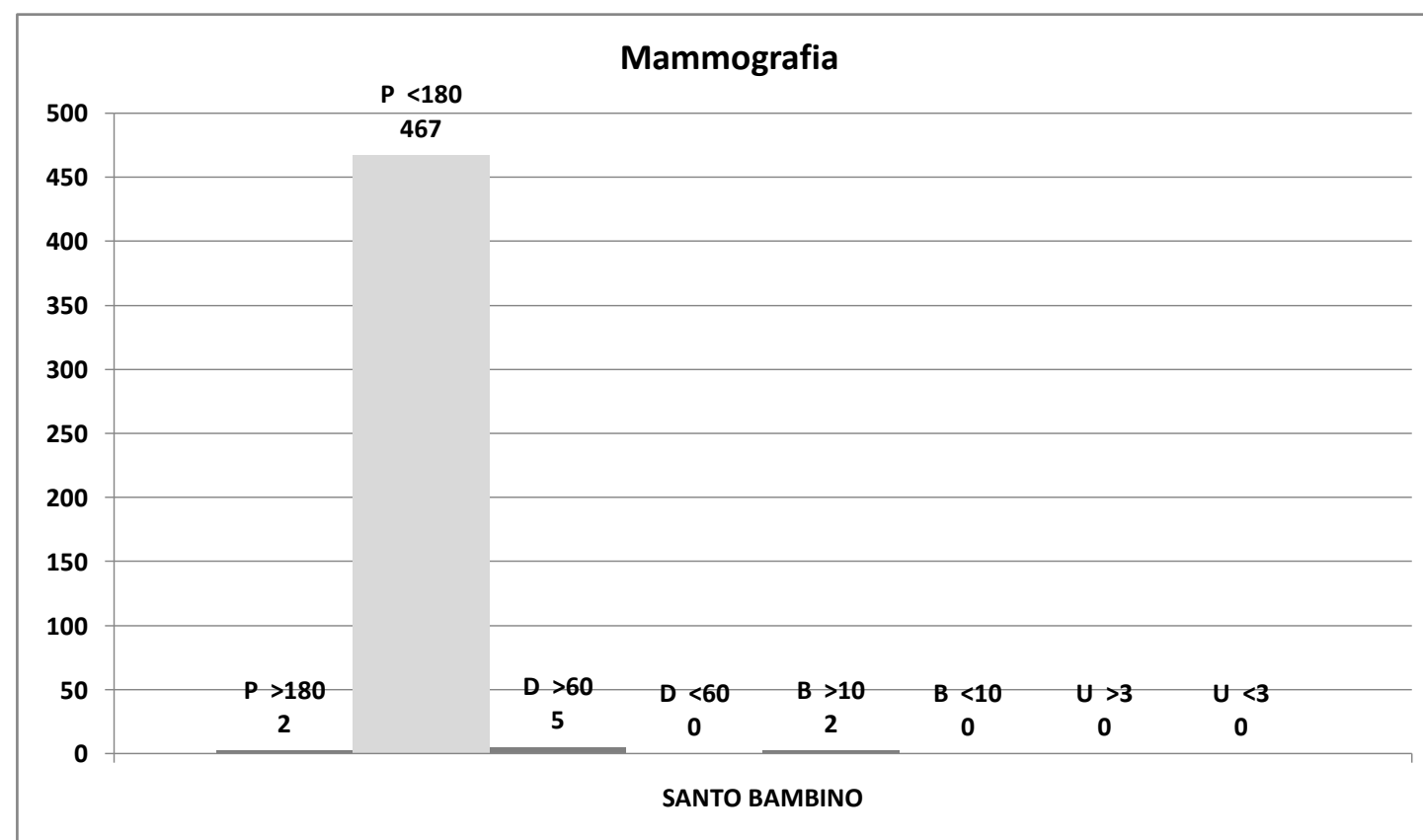
GASPARE RODOLICO			
P >180	0	#####	%
P <180	0	#####	%
P Tot	0		
D >60	0	#####	%
D <60	0	#####	%
D Tot	0		
B >10	0	#####	%
B <10	0	#####	%
B Tot	0		
U >3	0	#####	%
U <3	0	#####	%
U Tot	0		



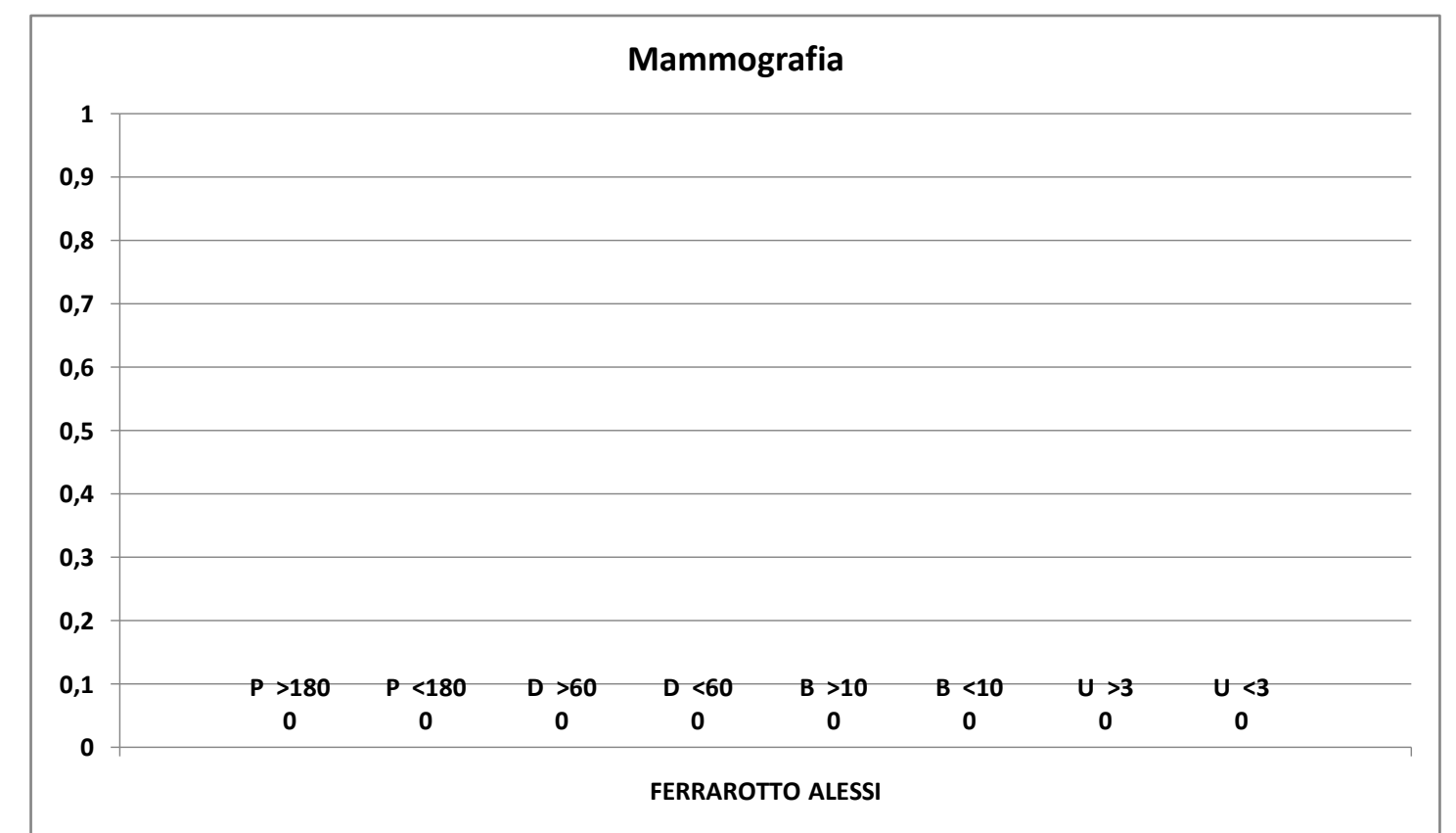
VITTORIO EMANUELE			
P >180	0	#####	%
P <180	0	#####	%
P Tot	0		
D >60	0	#####	%
D <60	0	#####	%
D Tot	0		
B >10	0	#####	%
B <10	0	#####	%
B Tot	0		
U >3	0	#####	%
U <3	0	#####	%
U Tot	0		



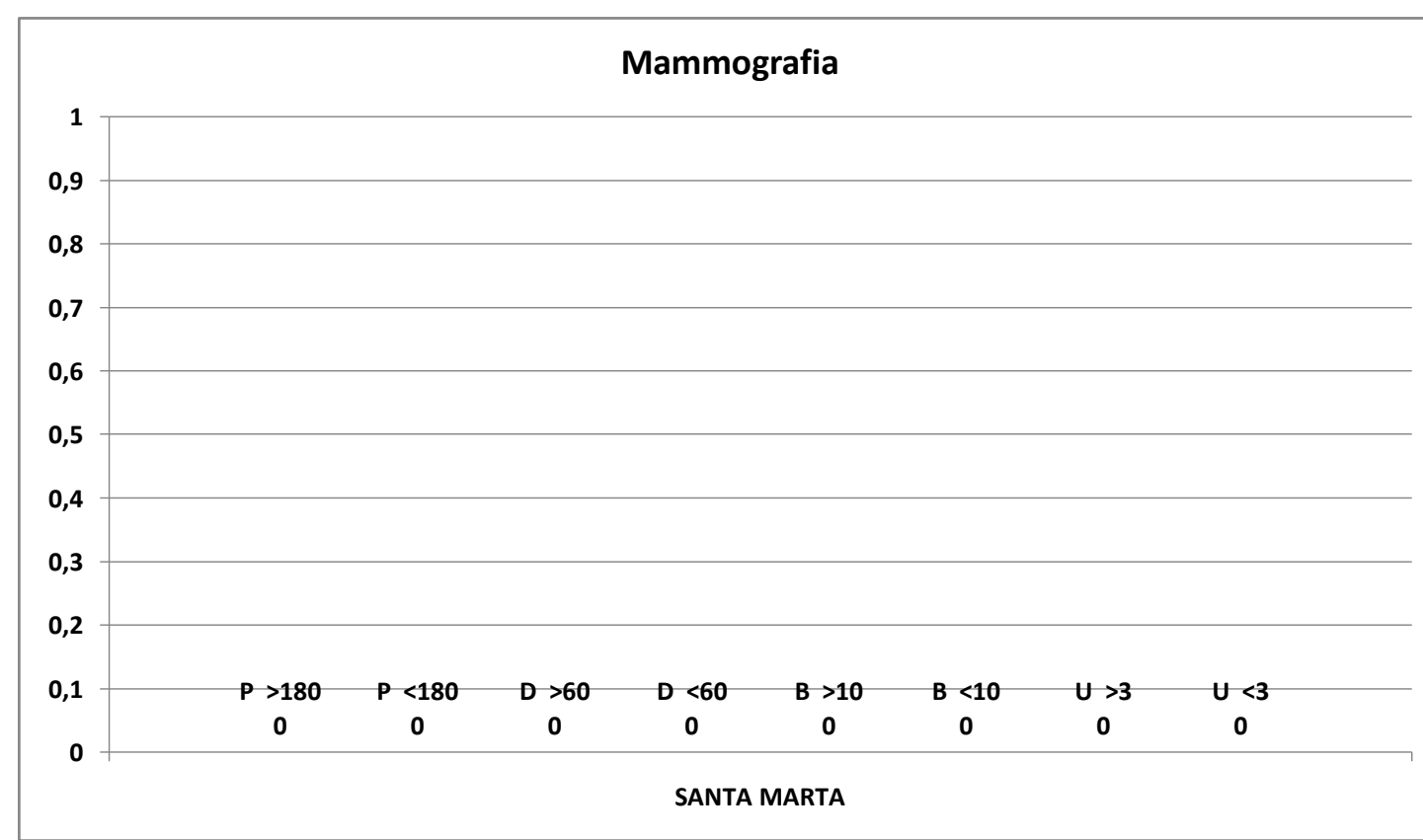
SANTO BAMBINO			
P >180	2	0,4	%
P <180	467	99,6	%
P Tot	469		
D >60	5	100,0	%
D <60	0	0,0	%
D Tot	5		
B >10	2	100,0	%
B <10	0	0,0	%
B Tot	2		
U >3	0	#####	%
U <3	0	#####	%
U Tot	0		



FERRAROTTO ALESSI			
P >180	0	#####	%
P <180	0	#####	%
P Tot	0		
D >60	0	#####	%
D <60	0	#####	%
D Tot	0		
B >10	0	#####	%
B <10	0	#####	%
B Tot	0		
U >3	0	#####	%
U <3	0	#####	%
U Tot	0		



SANTA MARTA			
P >180	0	#####	%
P <180	0	#####	%
P Tot	0		
D >60	0	#####	%
D <60	0	#####	%
D Tot	0		
B >10	0	#####	%
B <10	0	#####	%
B Tot	0		
U >3	0	#####	%
U <3	0	#####	%
U Tot	0		



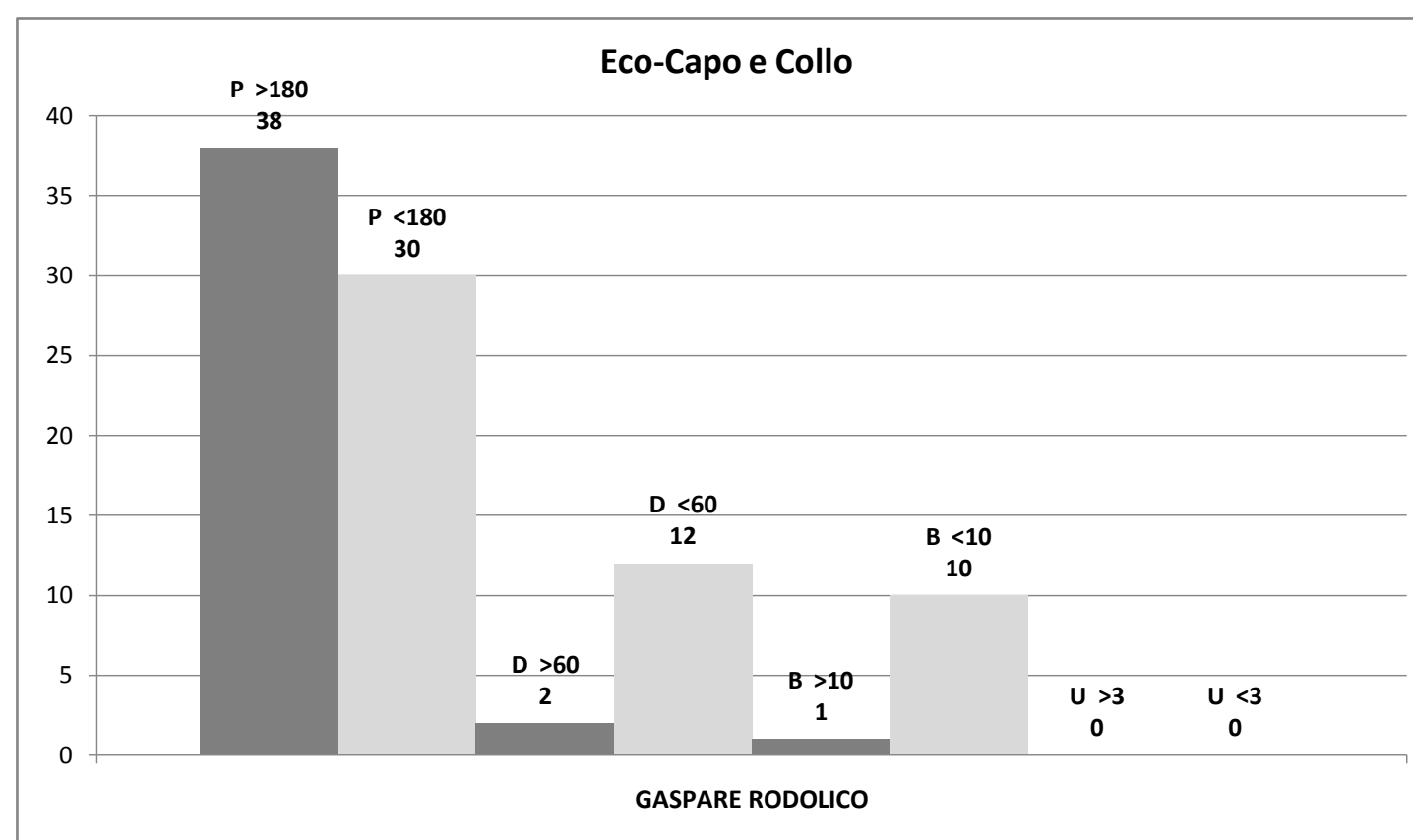
Tot. P:	469
Tot. D:	5
Tot. B:	2
Tot. U:	0
Tot. Prestazioni:	476
Tot. P >180:	2
Tot. D >60:	5
Tot. B >10:	2
Tot. U >3:	0
Tot. fuori tempo:	9

Il Responsabile del CUP – Aziendale
Dott. Maurilio DANZI

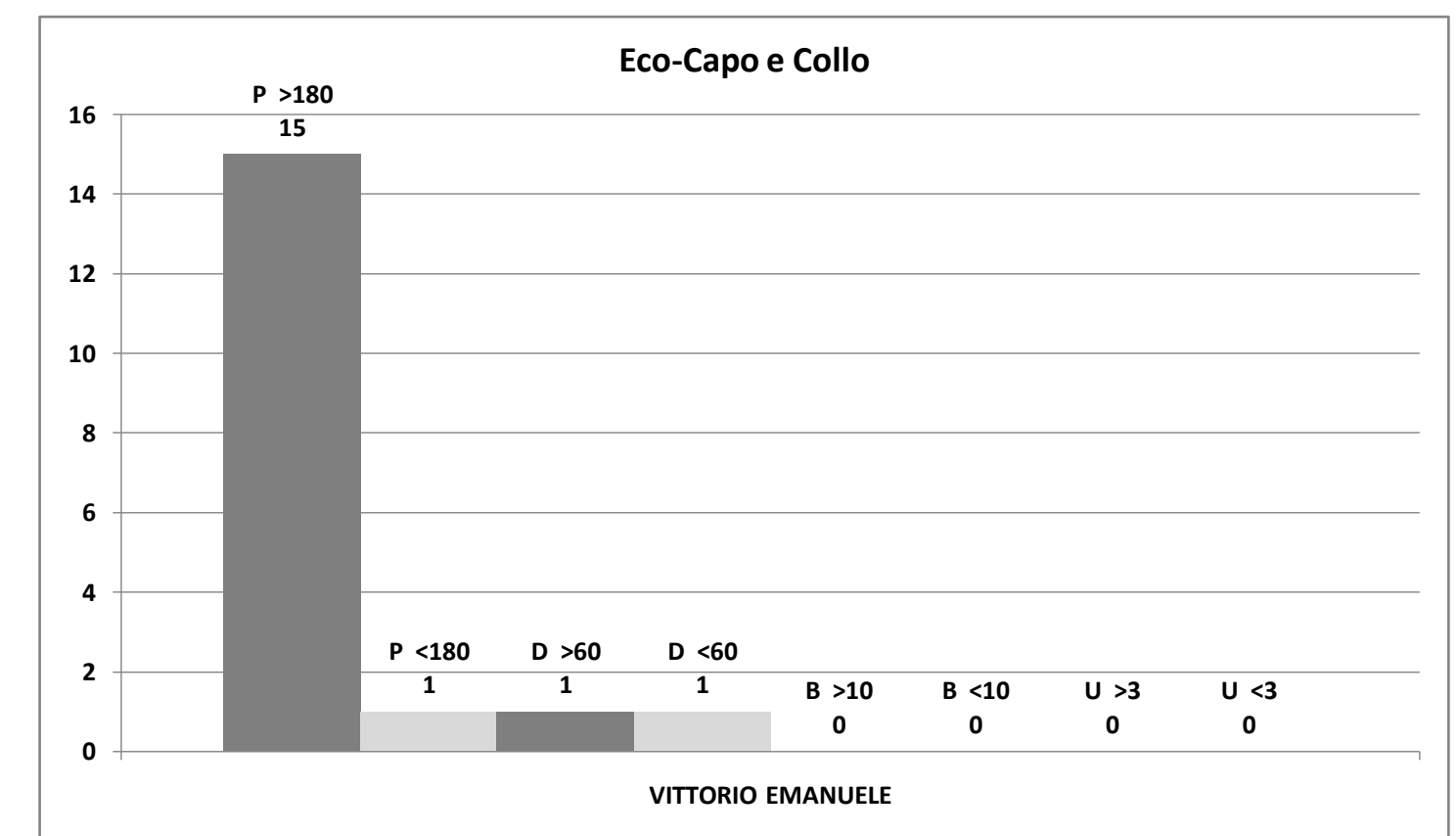
Rilevamento tempi d'attesa PRESTAZIONI CRITICHE, per codice priorità e per Presidi:

giugno/2014

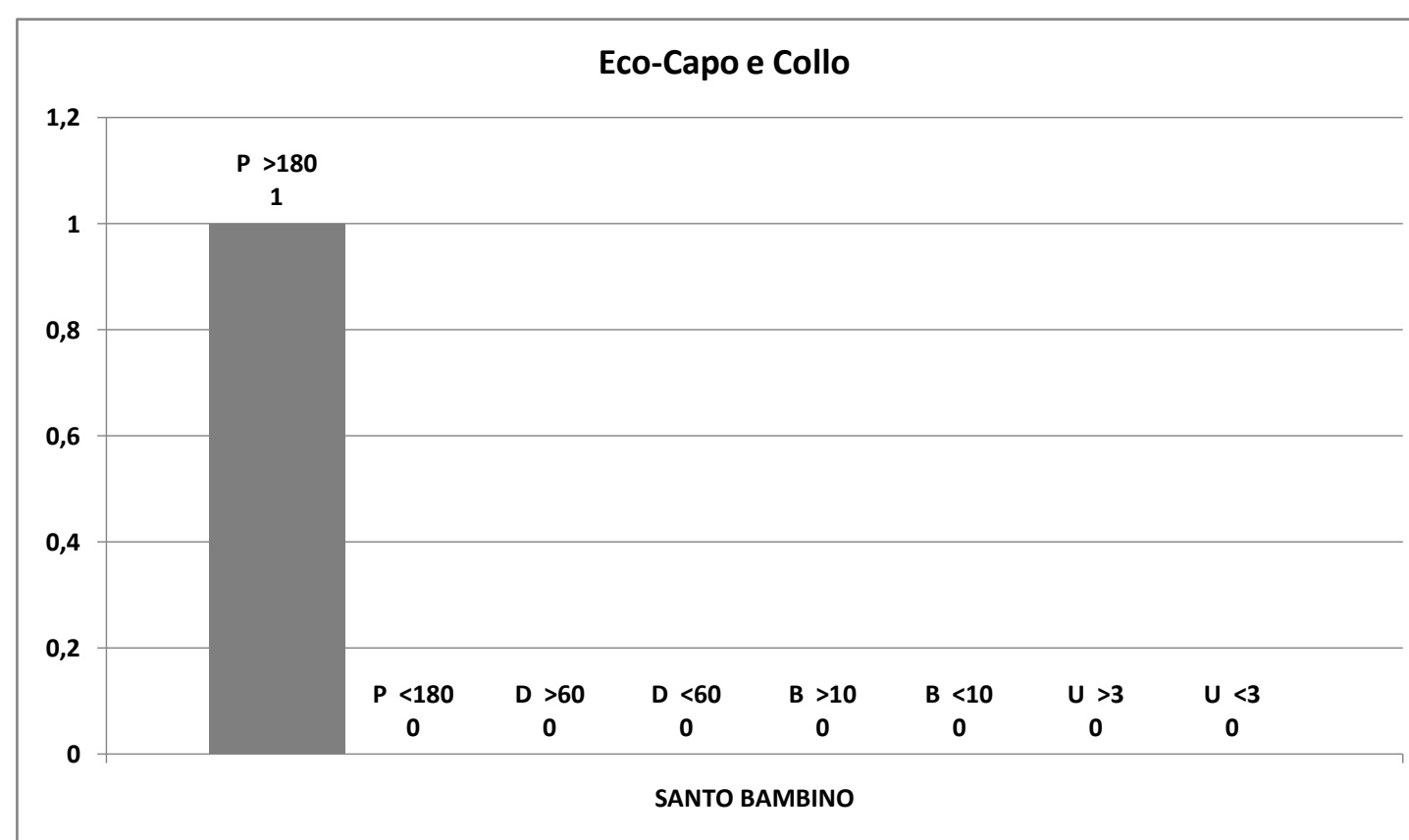
GASPARE RODOLICO			
P >180	38	55,9	%
P <180	30	44,1	%
P Tot	68		
D >60	2	14,3	%
D <60	12	85,7	%
D Tot	14		
B >10	1	9,1	%
B <10	10	90,9	%
B Tot	11		
U >3	0	#####	%
U <3	0	#####	%
U Tot	0		



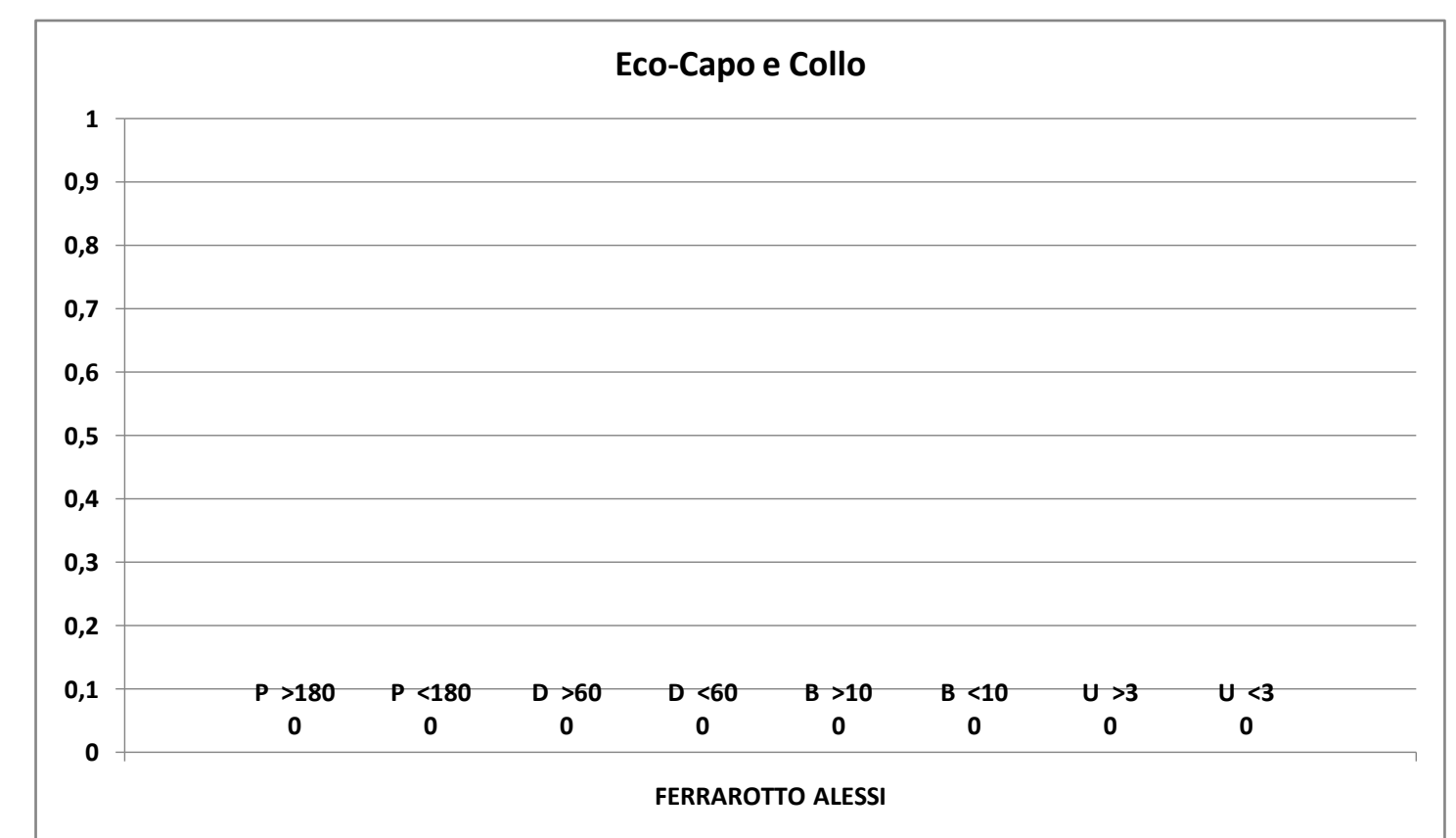
VITTORIO EMANUELE			
P >180	15	93,8	%
P <180	1	6,3	%
P Tot	16		
D >60	1	50,0	%
D <60	1	50,0	%
D Tot	2		
B >10	0	#####	%
B <10	0	#####	%
B Tot	0		
U >3	0	#####	%
U <3	0	#####	%
U Tot	0		



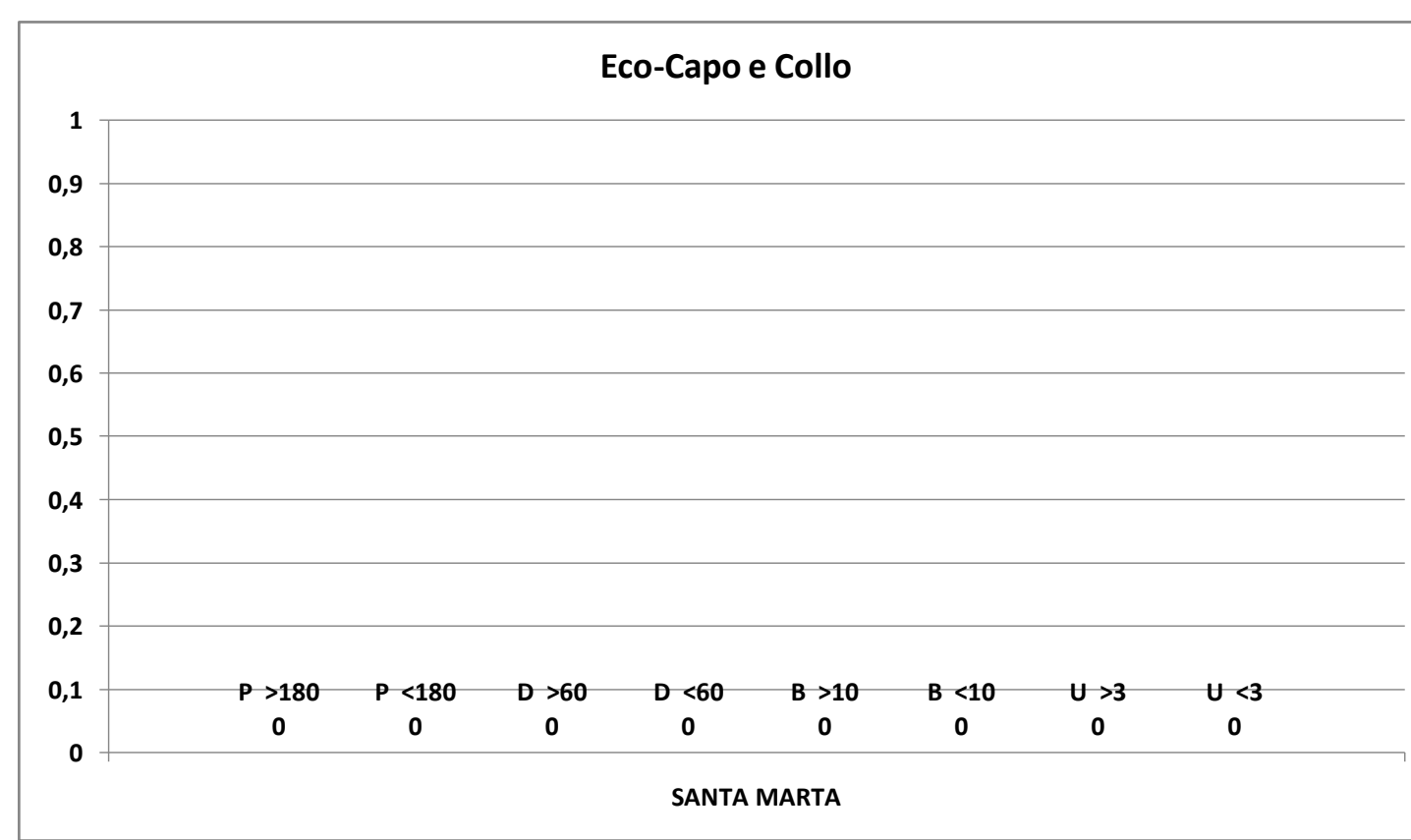
SANTO BAMBINO			
P >180	1	100,0	%
P <180	0	0,0	%
P Tot	1		
D >60	0	#####	%
D <60	0	#####	%
D Tot	0		
B >10	0	#####	%
B <10	0	#####	%
B Tot	0		
U >3	0	#####	%
U <3	0	#####	%
U Tot	0		



FERRAROTTO ALESSI			
P >180	0	#####	%
P <180	0	#####	%
P Tot	0		
D >60	0	#####	%
D <60	0	#####	%
D Tot	0		
B >10	0	#####	%
B <10	0	#####	%
B Tot	0		
U >3	0	#####	%
U <3	0	#####	%
U Tot	0		



SANTA MARTA			
P >180	0	#####	%
P <180	0	#####	%
P Tot	0		
D >60	0	#####	%
D <60	0	#####	%
D Tot	0		
B >10	0	#####	%
B <10	0	#####	%
B Tot	0		
U >3	0	#####	%
U <3	0	#####	%
U Tot	0		



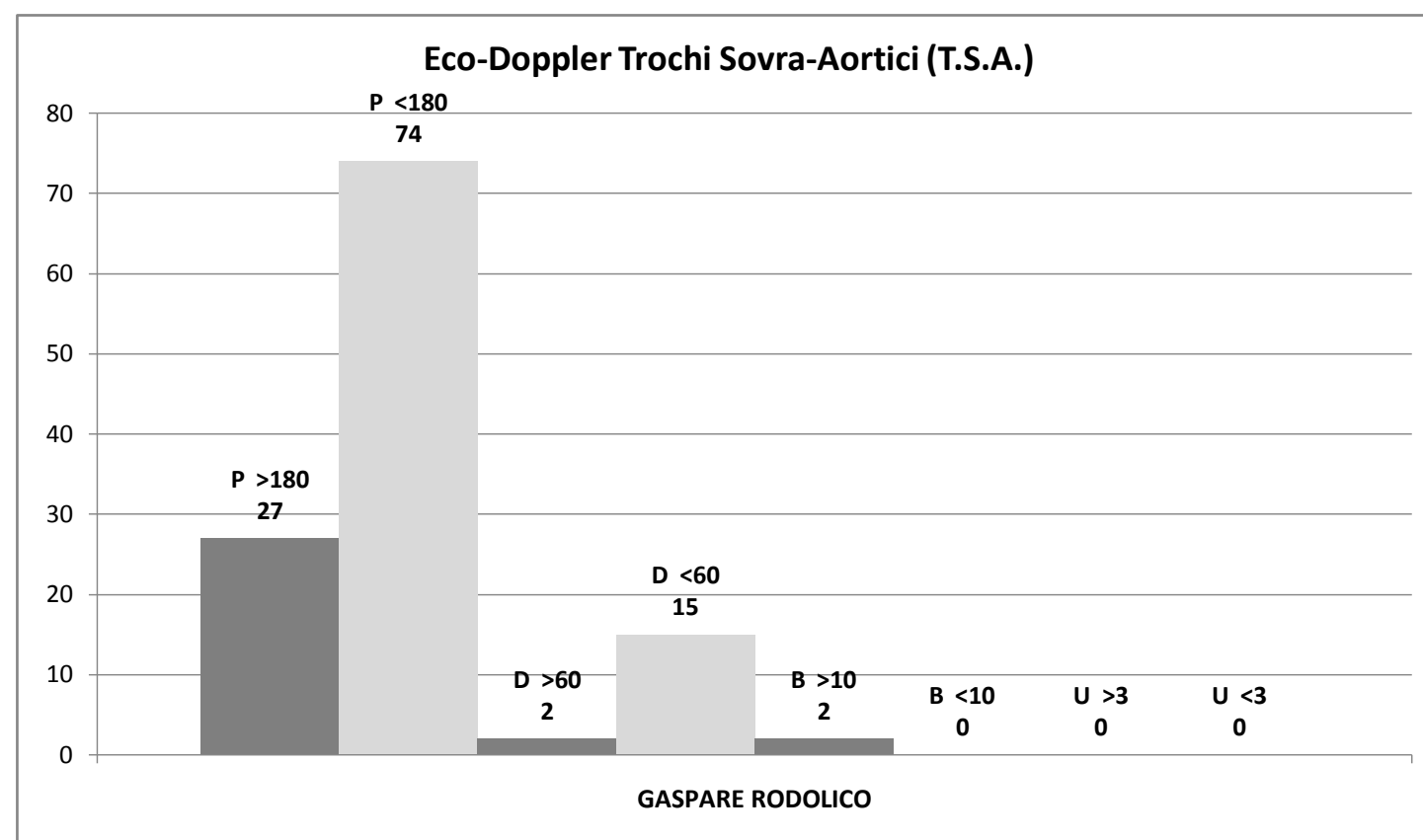
Tot. P:	85
Tot. D:	16
Tot. B:	11
Tot. U:	0
Tot. Prestazioni:	112
Tot. P >180:	54
Tot. D >60:	3
Tot. B >10:	1
Tot. U >3:	0
Tot. fuori tempo:	58

Il Responsabile del CUP – Aziendale
Dott. Maurilio DANZI

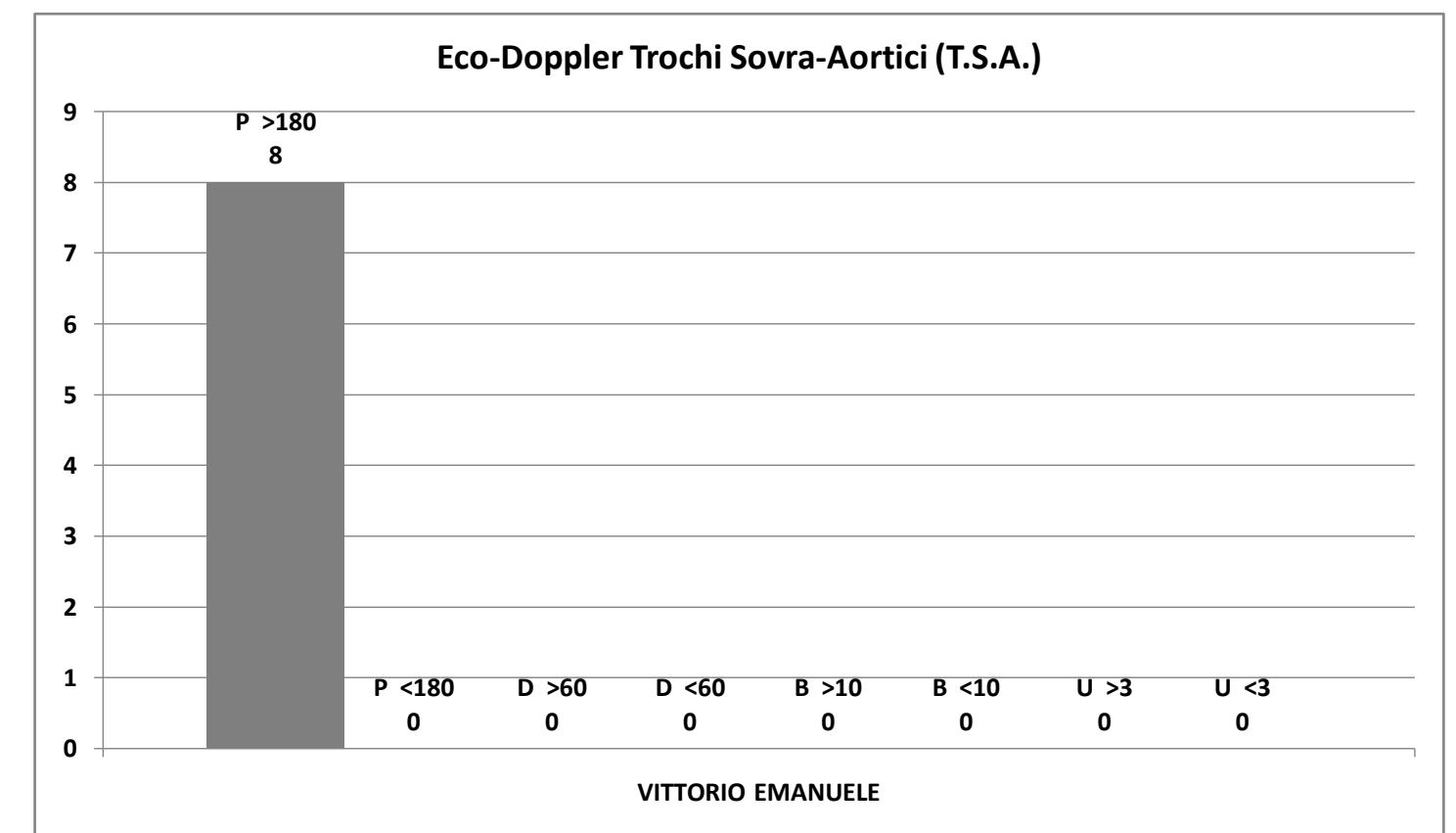
Rilevamento tempi d'attesa PRESTAZIONI CRITICHE, per codice priorità e per Presidi:

giugno/2014

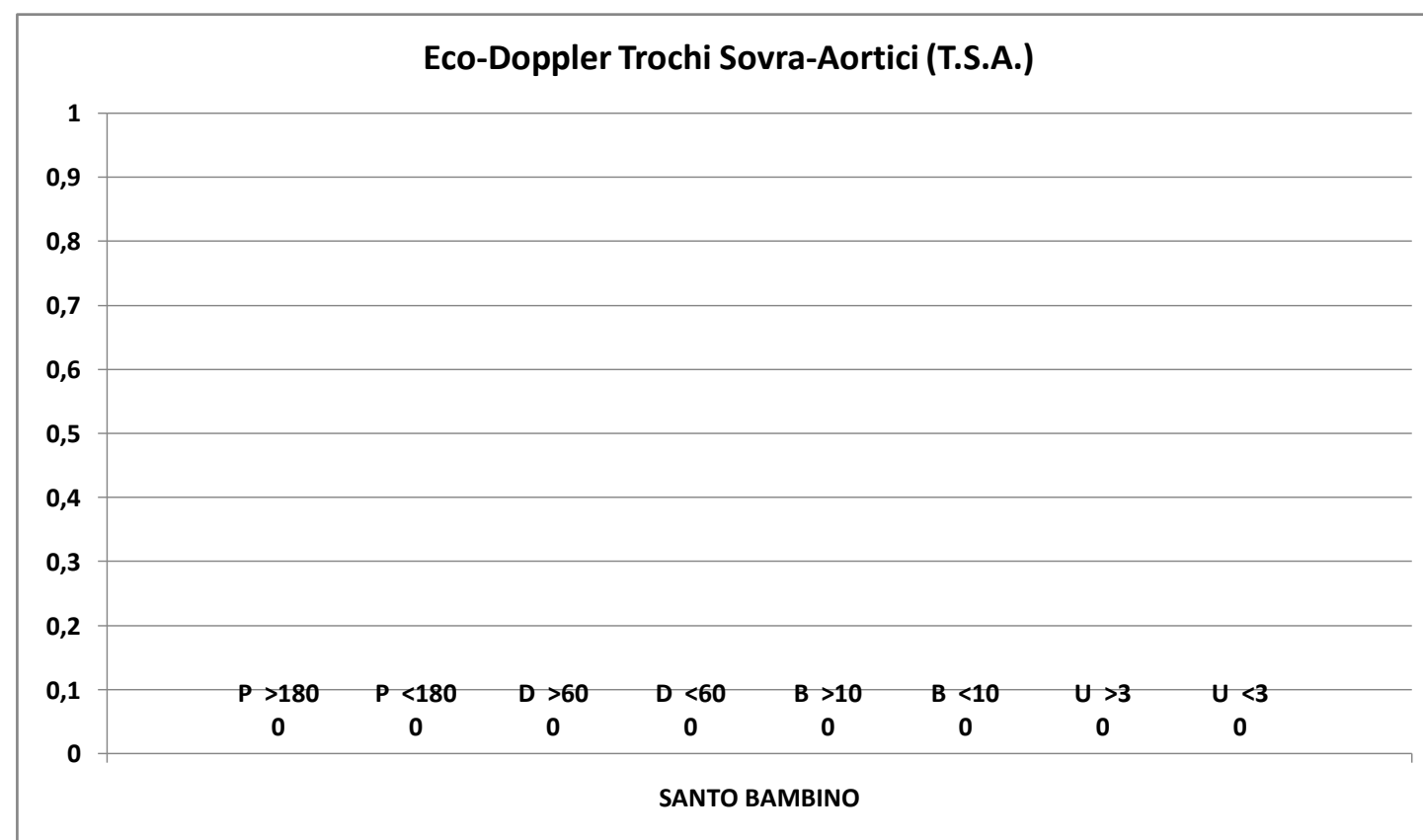
GASPARE RODOLICO			
P >180	27	26,7	%
P <180	74	73,3	%
P Tot	101		
D >60	2	11,8	%
D <60	15	88,2	%
D Tot	17		
B >10	2	100,0	%
B <10	0	0,0	%
B Tot	2		
U >3	0	#####	%
U <3	0	#####	%
U Tot	0		



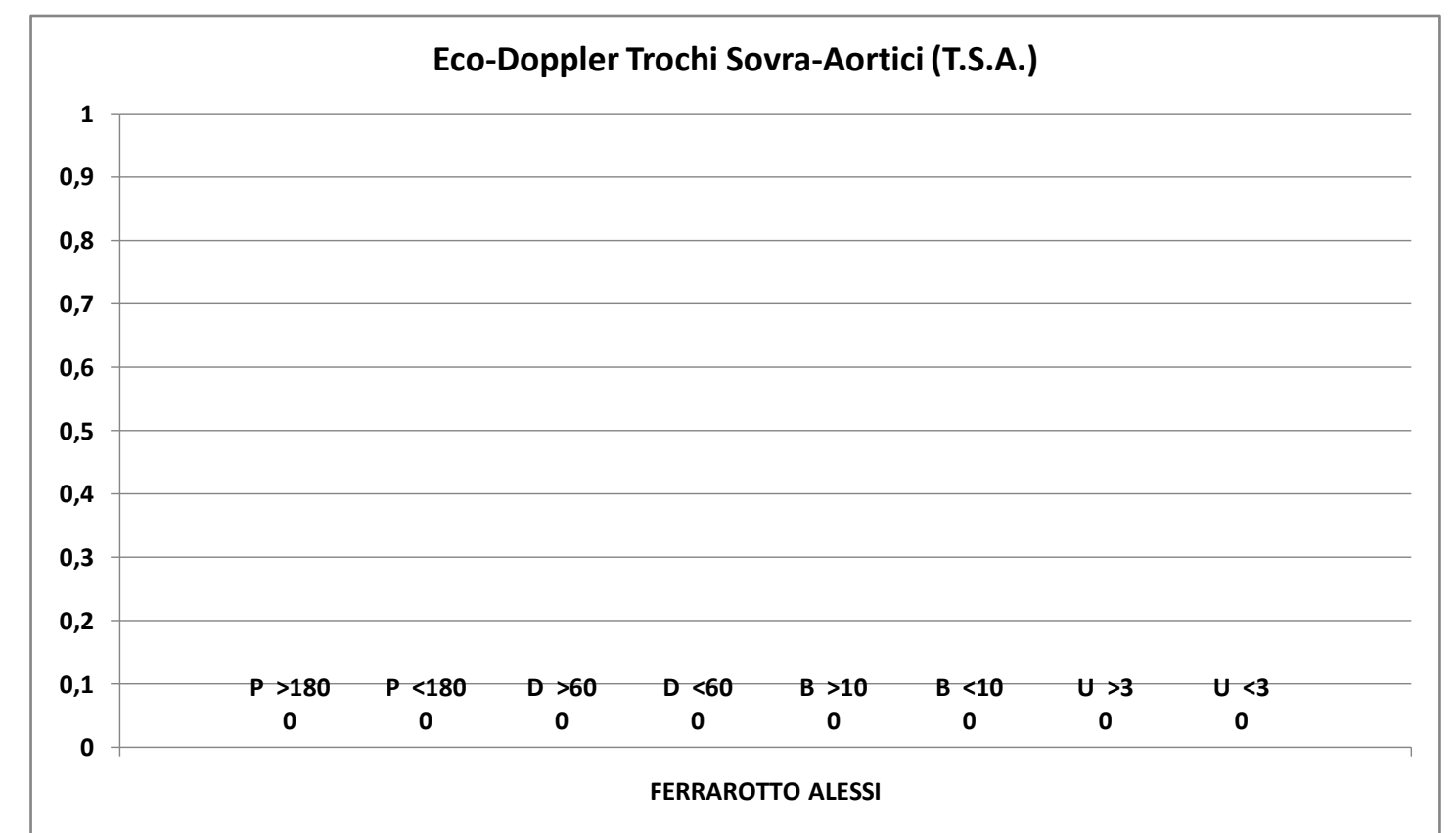
VITTORIO EMANUELE			
P >180	8	100,0	%
P <180	0	0,0	%
P Tot	8		
D >60	0	#####	%
D <60	0	#####	%
D Tot	0		
B >10	0	#####	%
B <10	0	#####	%
B Tot	0		
U >3	0	#####	%
U <3	0	#####	%
U Tot	0		



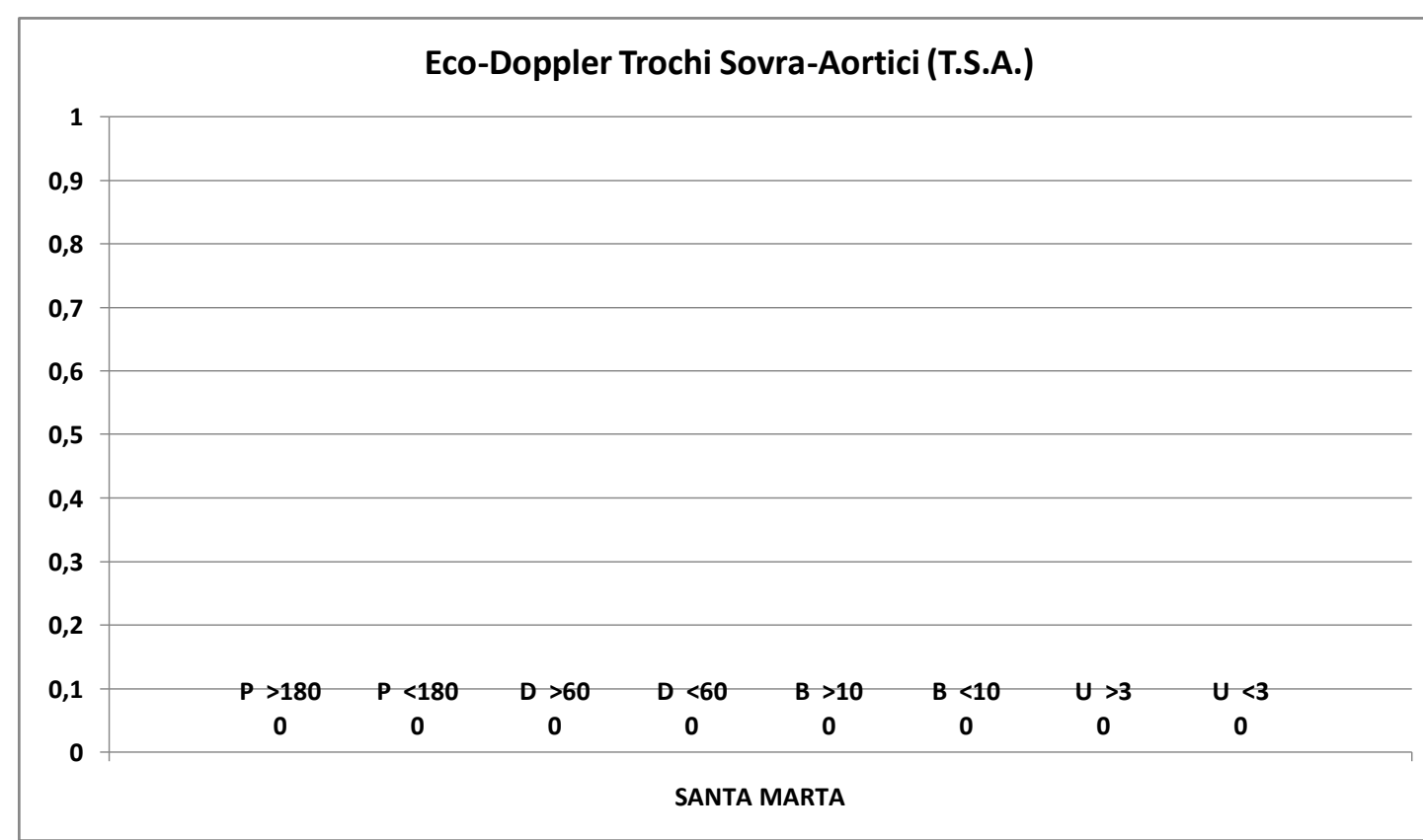
SANTO BAMBINO			
P >180	0	#####	%
P <180	0	#####	%
P Tot	0		
D >60	0	#####	%
D <60	0	#####	%
D Tot	0		
B >10	0	#####	%
B <10	0	#####	%
B Tot	0		
U >3	0	#####	%
U <3	0	#####	%
U Tot	0		



FERRAROTTO ALESSI			
P >180	0	#####	%
P <180	0	#####	%
P Tot	0		
D >60	0	#####	%
D <60	0	#####	%
D Tot	0		
B >10	0	#####	%
B <10	0	#####	%
B Tot	0		
U >3	0	#####	%
U <3	0	#####	%
U Tot	0		



SANTA MARTA			
P >180	0	#####	%
P <180	0	#####	%
P Tot	0		
D >60	0	#####	%
D <60	0	#####	%
D Tot	0		
B >10	0	#####	%
B <10	0	#####	%
B Tot	0		
U >3	0	#####	%
U <3	0	#####	%
U Tot	0		



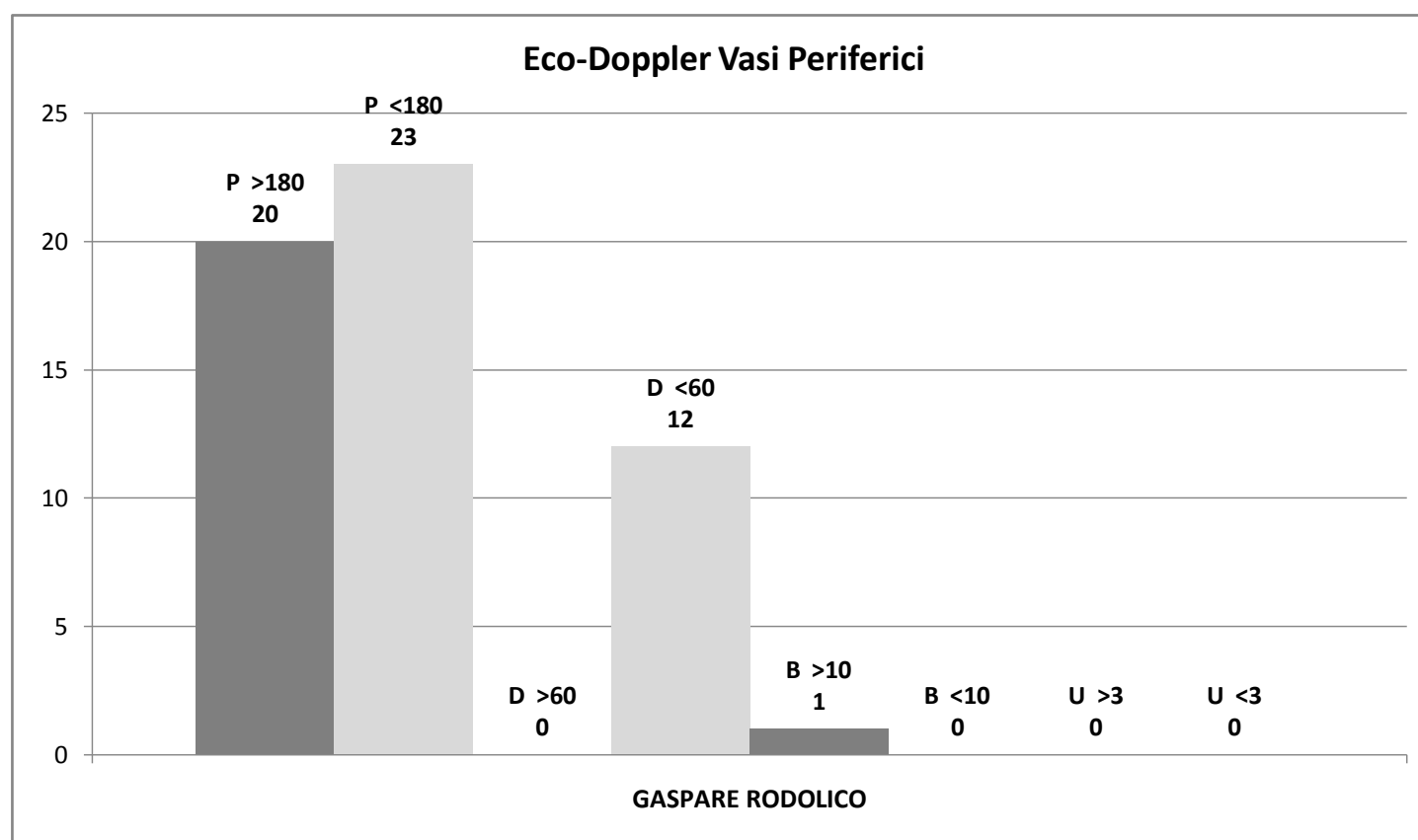
Tot. P:	109
Tot. D:	17
Tot. B:	2
Tot. U:	0
Tot. Prestazioni:	128
Tot. P >180:	35
Tot. D >60:	2
Tot. B >10:	2
Tot. U >3:	0
Tot. fuori tempo:	39

Il Responsabile del CUP – Aziendale
Dott. Maurilio DANZI

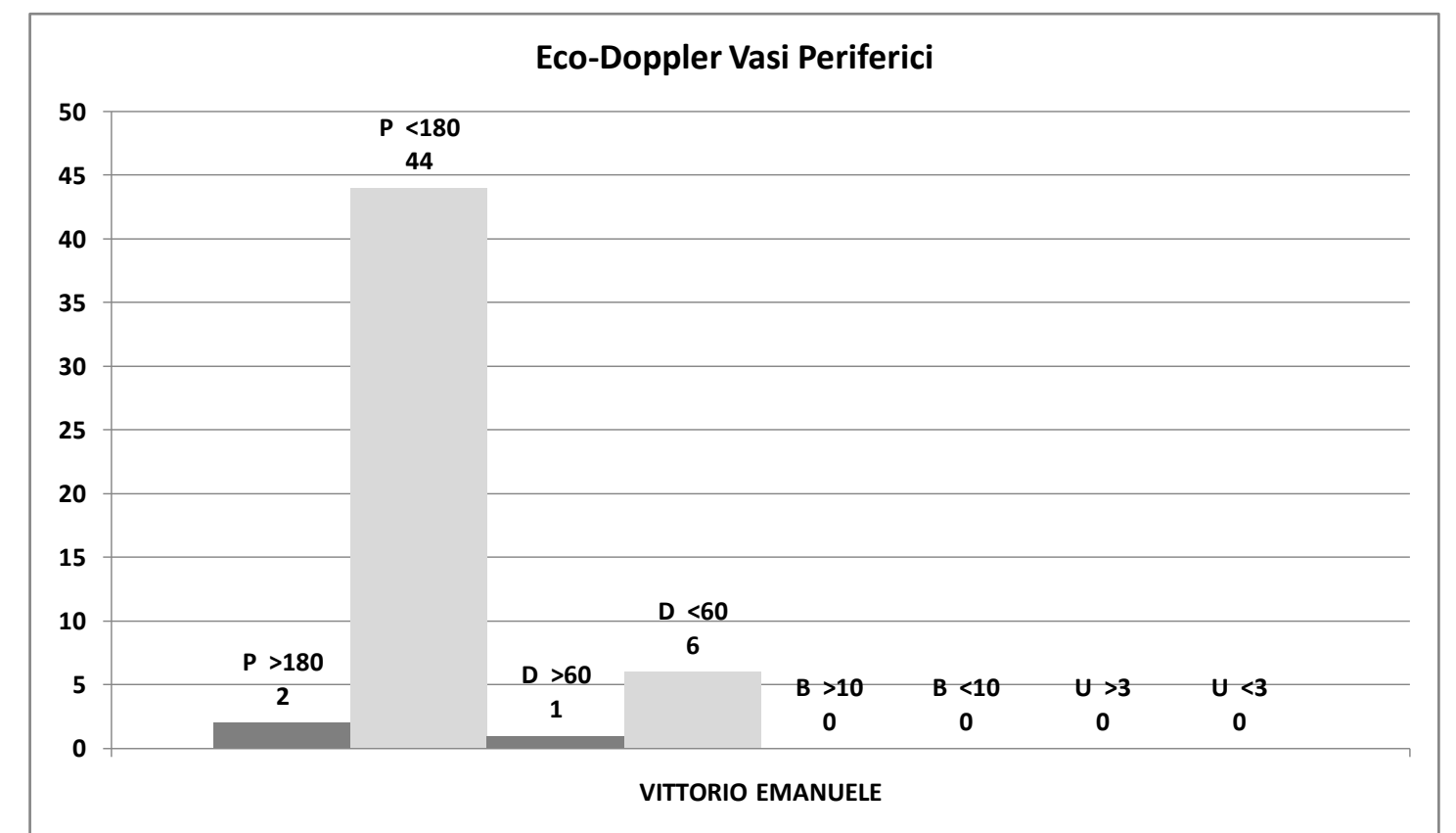
Rilevamento tempi d'attesa PRESTAZIONI CRITICHE, per codice priorità e per Presidi:

giugno/2014

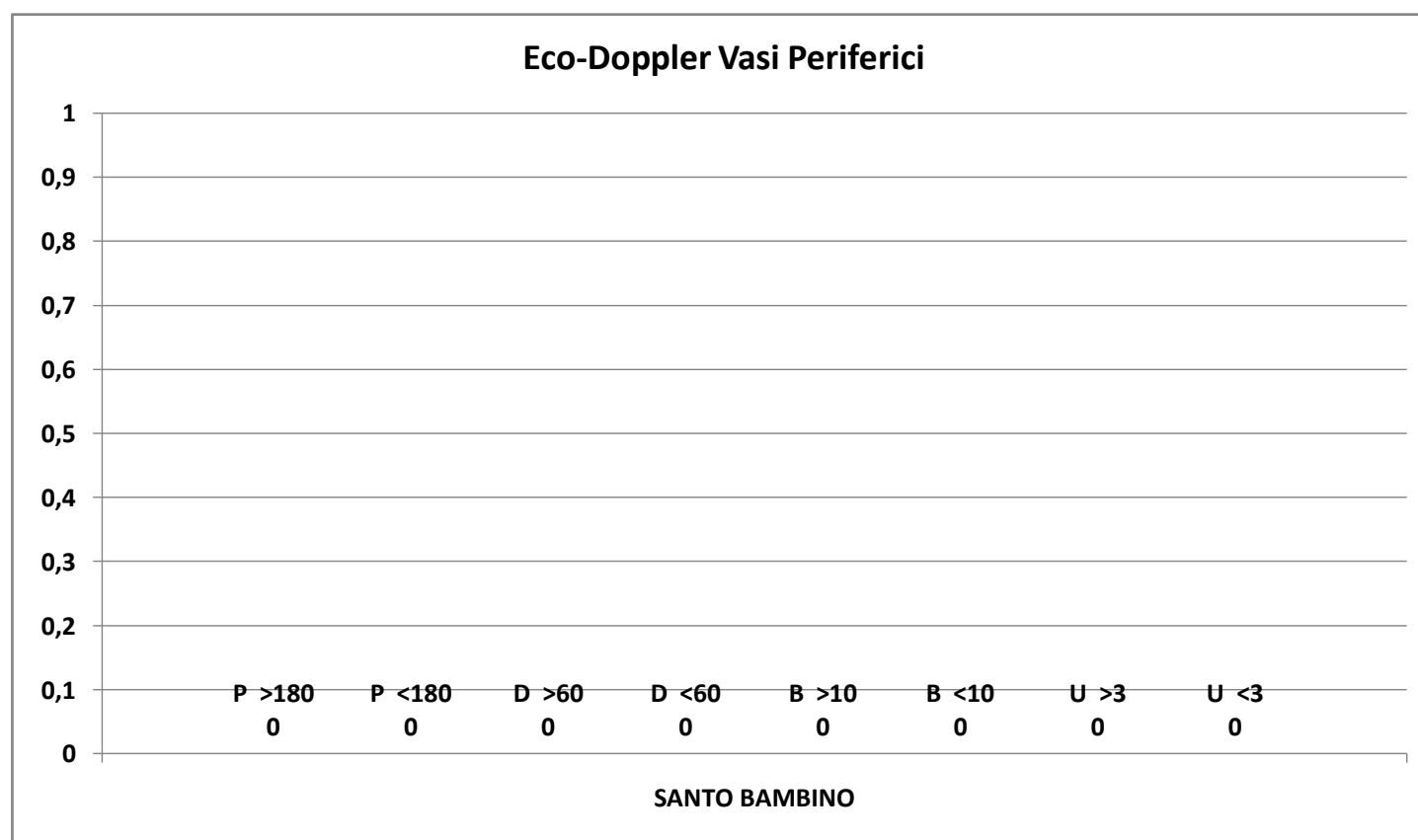
GASPARE RODOLICO			
P >180	20	46,5	%
P <180	23	53,5	%
P Tot	43		
D >60	0	0,0	%
D <60	12	100,0	%
D Tot	12		
B >10	1	100,0	%
B <10	0	0,0	%
B Tot	1		
U >3	0	#####	%
U <3	0	#####	%
U Tot	0		



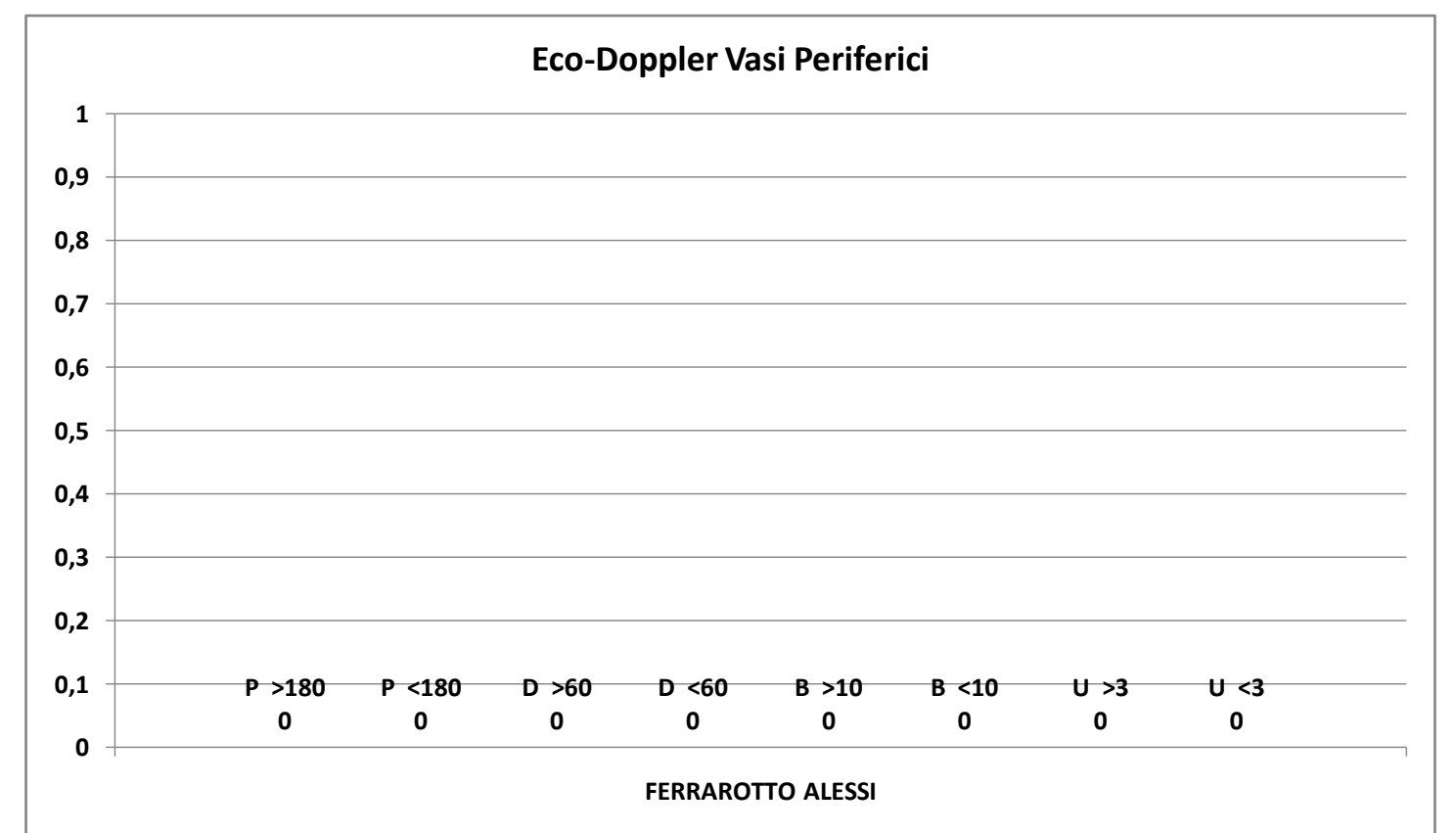
VITTORIO EMANUELE			
P >180	2	4,3	%
P <180	44	95,7	%
P Tot	46		
D >60	1	14,3	%
D <60	6	85,7	%
D Tot	7		
B >10	0	#####	%
B <10	0	#####	%
B Tot	0		
U >3	0	#####	%
U <3	0	#####	%
U Tot	0		



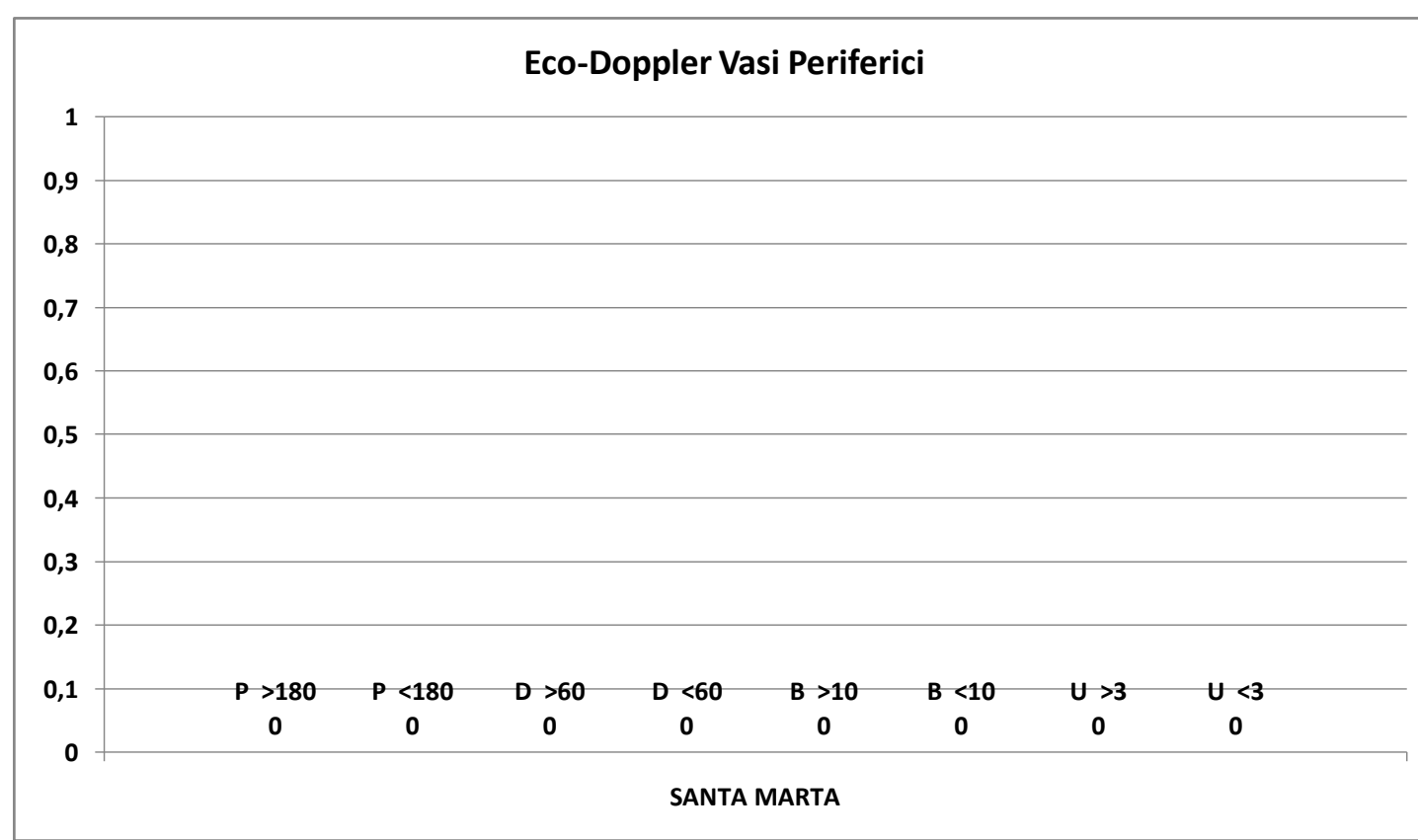
SANTO BAMBINO			
P >180	0	#####	%
P <180	0	#####	%
P Tot	0		
D >60	0	#####	%
D <60	0	#####	%
D Tot	0		
B >10	0	#####	%
B <10	0	#####	%
B Tot	0		
U >3	0	#####	%
U <3	0	#####	%
U Tot	0		



FERRAROTTO ALESSI			
P >180	0	#####	%
P <180	0	#####	%
P Tot	0		
D >60	0	#####	%
D <60	0	#####	%
D Tot	0		
B >10	0	#####	%
B <10	0	#####	%
B Tot	0		
U >3	0	#####	%
U <3	0	#####	%
U Tot	0		



SANTA MARTA			
P >180	0	#####	%
P <180	0	#####	%
P Tot	0		
D >60	0	#####	%
D <60	0	#####	%
D Tot	0		
B >10	0	#####	%
B <10	0	#####	%
B Tot	0		
U >3	0	#####	%
U <3	0	#####	%
U Tot	0		



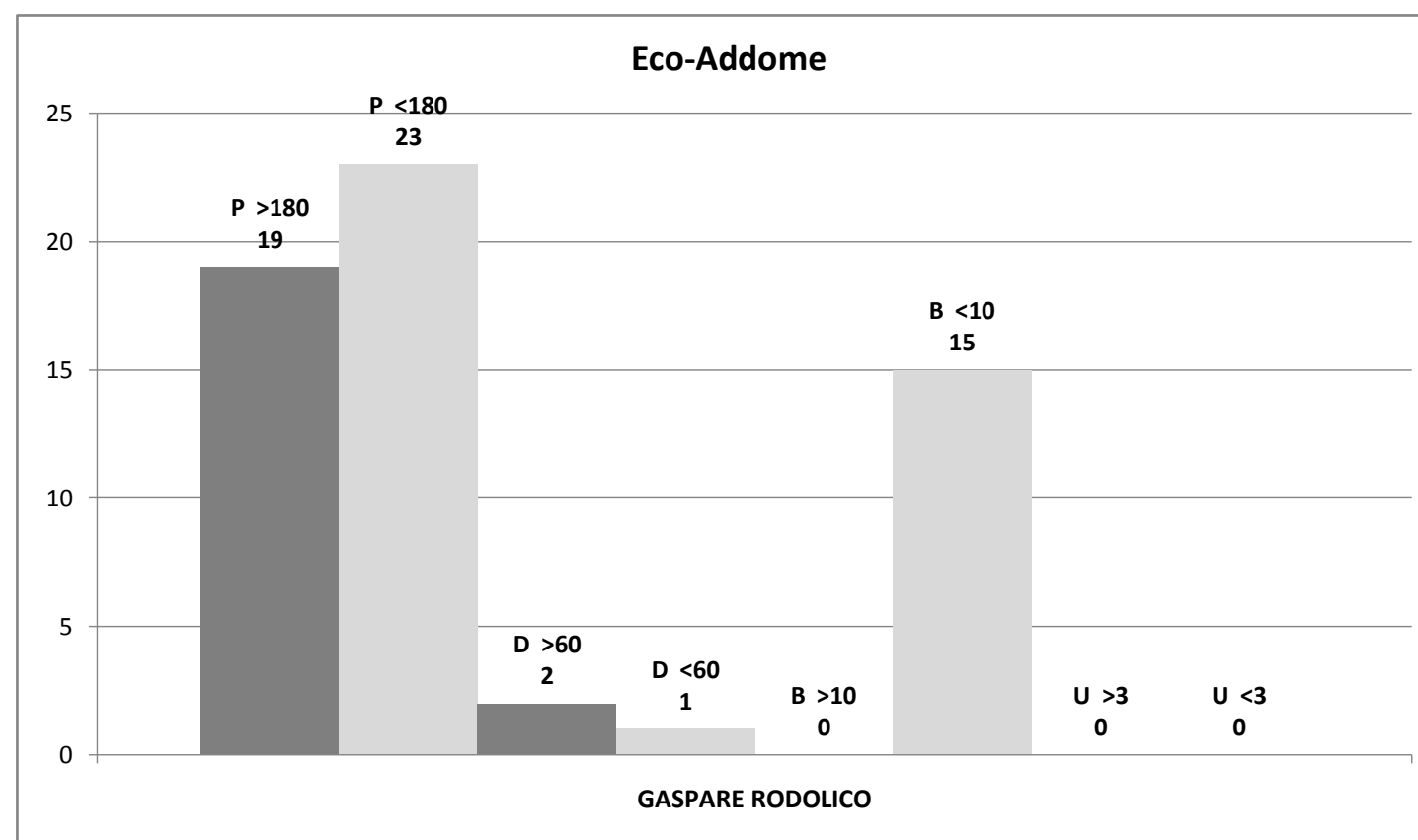
Tot. P:	89
Tot. D:	19
Tot. B:	1
Tot. U:	0
Tot. Prestazioni:	109
Tot. P >180:	22
Tot. D >60:	1
Tot. B >10:	1
Tot. U >3:	0
Tot. fuori tempo:	24

Il Responsabile del CUP – Aziendale
Dott. Maurilio DANZI

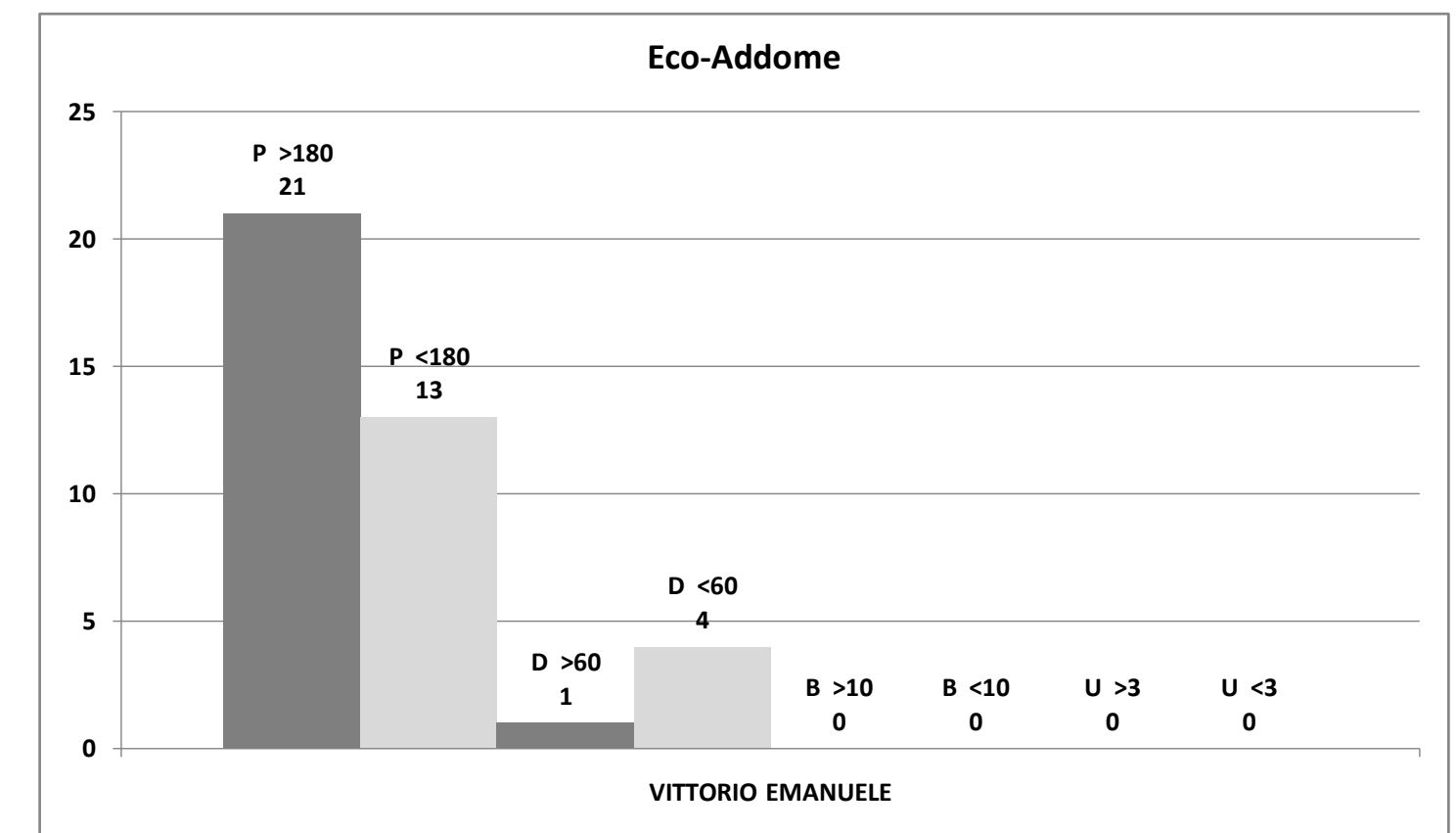
Rilevamento tempi d'attesa PRESTAZIONI CRITICHE, per codice priorità e per Presidi:

giugno/2014

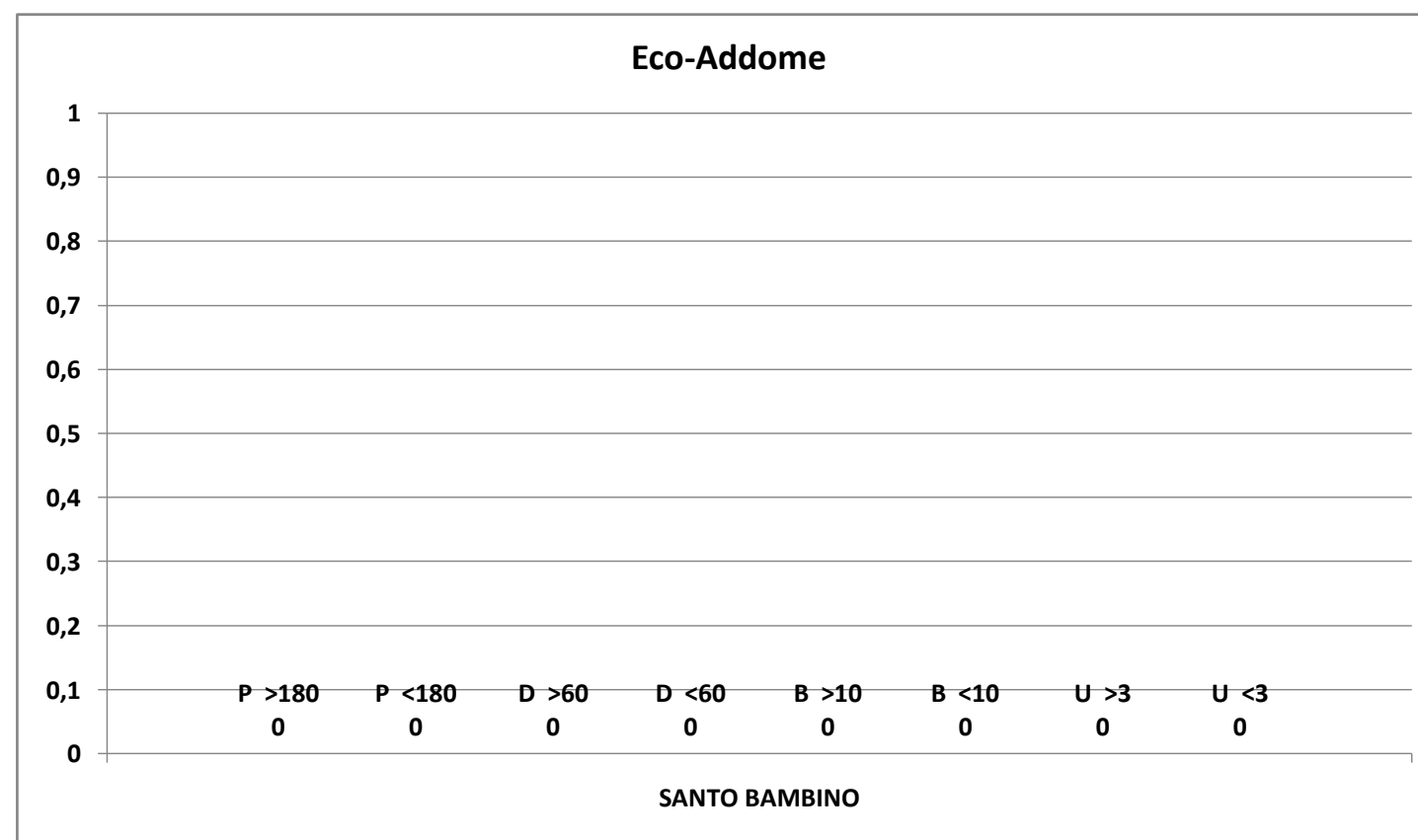
GASPARE RODOLICO			
P >180	19	45,2	%
P <180	23	54,8	%
P Tot	42		
D >60	2	66,7	%
D <60	1	33,3	%
D Tot	3		
B >10	0	0,0	%
B <10	15	100,0	%
B Tot	15		
U >3	0	#####	%
U <3	0	#####	%
U Tot	0		



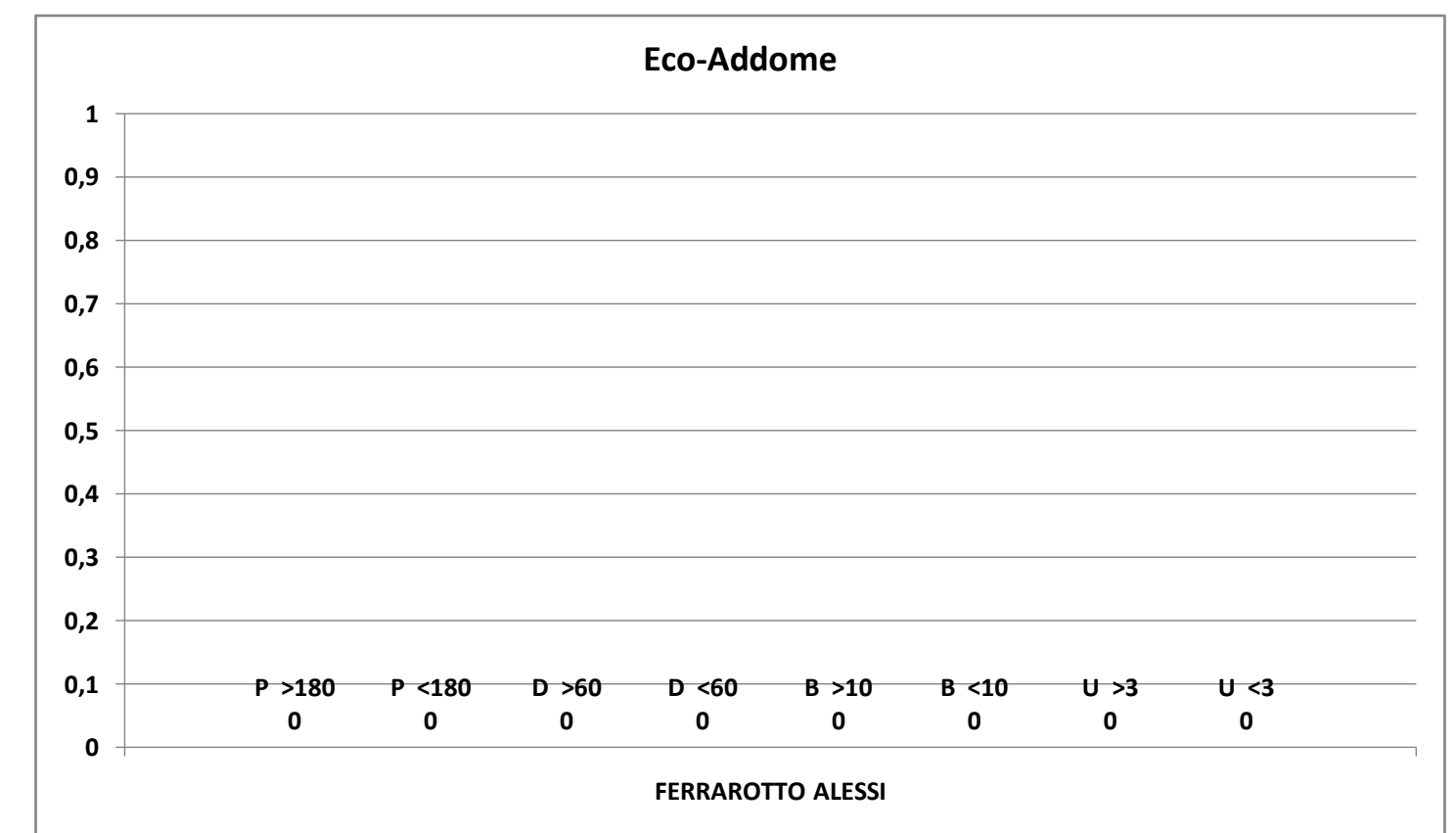
VITTORIO EMANUELE			
P >180	21	61,8	%
P <180	13	38,2	%
P Tot	34		
D >60	1	20,0	%
D <60	4	80,0	%
D Tot	5		
B >10	0	#####	%
B <10	0	#####	%
B Tot	0		
U >3	0	#####	%
U <3	0	#####	%
U Tot	0		



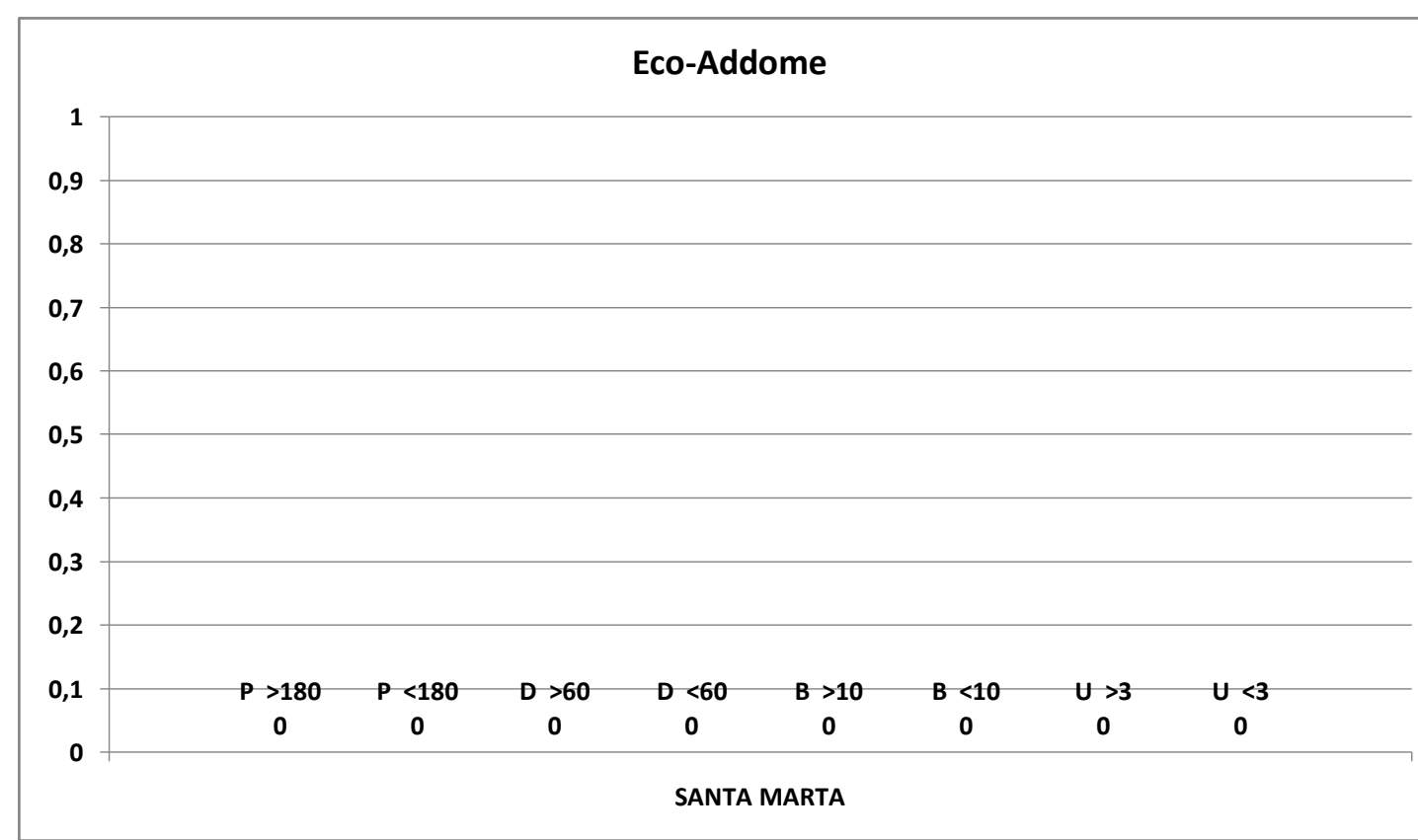
SANTO BAMBINO			
P >180	0	#####	%
P <180	0	#####	%
P Tot	0		
D >60	0	#####	%
D <60	0	#####	%
D Tot	0		
B >10	0	#####	%
B <10	0	#####	%
B Tot	0		
U >3	0	#####	%
U <3	0	#####	%
U Tot	0		



FERRAROTTO ALESSI			
P >180	0	#####	%
P <180	0	#####	%
P Tot	0		
D >60	0	#####	%
D <60	0	#####	%
D Tot	0		
B >10	0	#####	%
B <10	0	#####	%
B Tot	0		
U >3	0	#####	%
U <3	0	#####	%
U Tot	0		



SANTA MARTA			
P >180	0	#####	%
P <180	0	#####	%
P Tot	0		
D >60	0	#####	%
D <60	0	#####	%
D Tot	0		
B >10	0	#####	%
B <10	0	#####	%
B Tot	0		
U >3	0	#####	%
U <3	0	#####	%
U Tot	0		



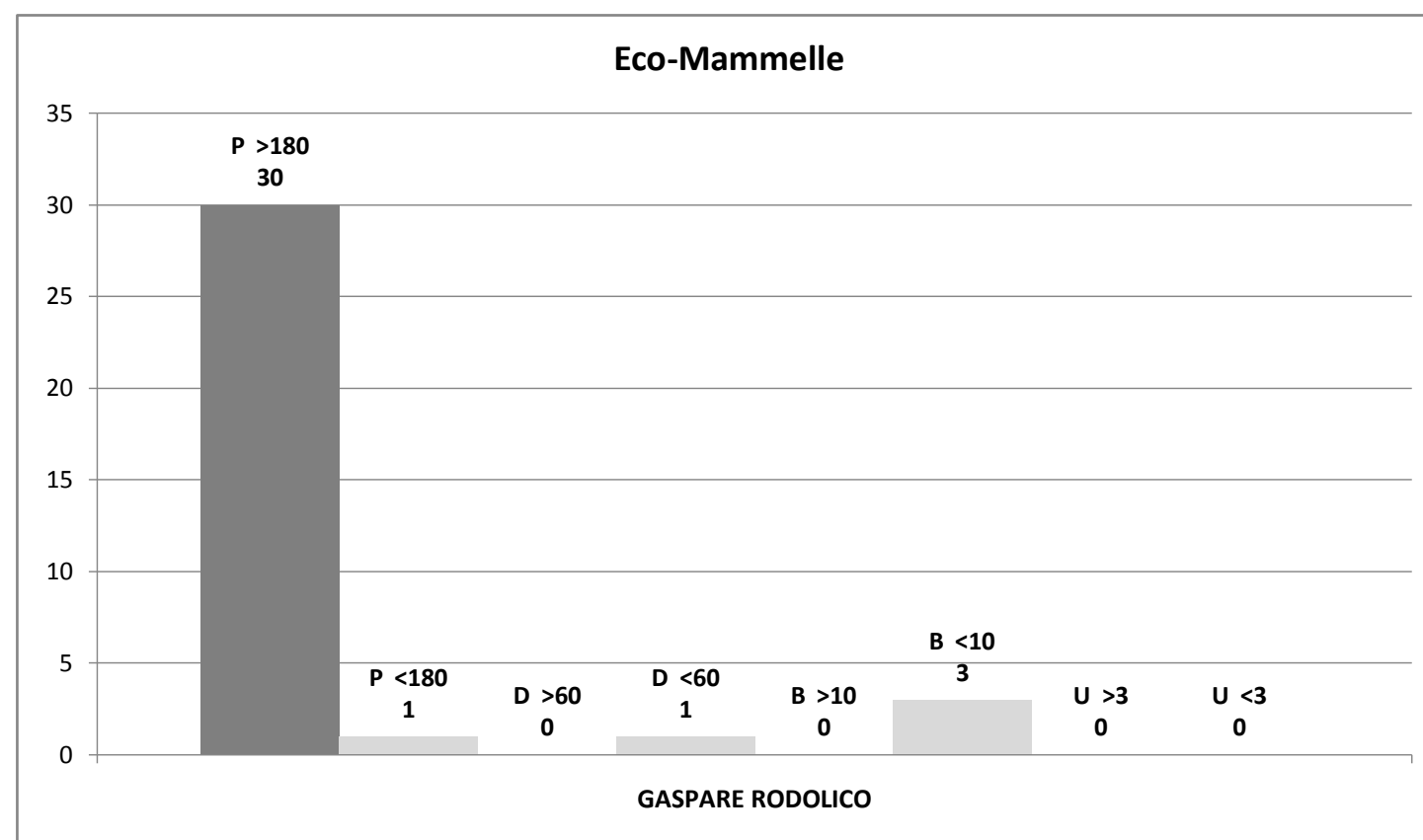
Tot. P:	76
Tot. D:	8
Tot. B:	15
Tot. U:	0
Tot. Prestazioni:	99
Tot. P >180:	40
Tot. D >60:	3
Tot. B >10:	0
Tot. U >3:	0
Tot. fuori tempo:	43

Il Responsabile del CUP – Aziendale
Dott. Maurilio DANZI

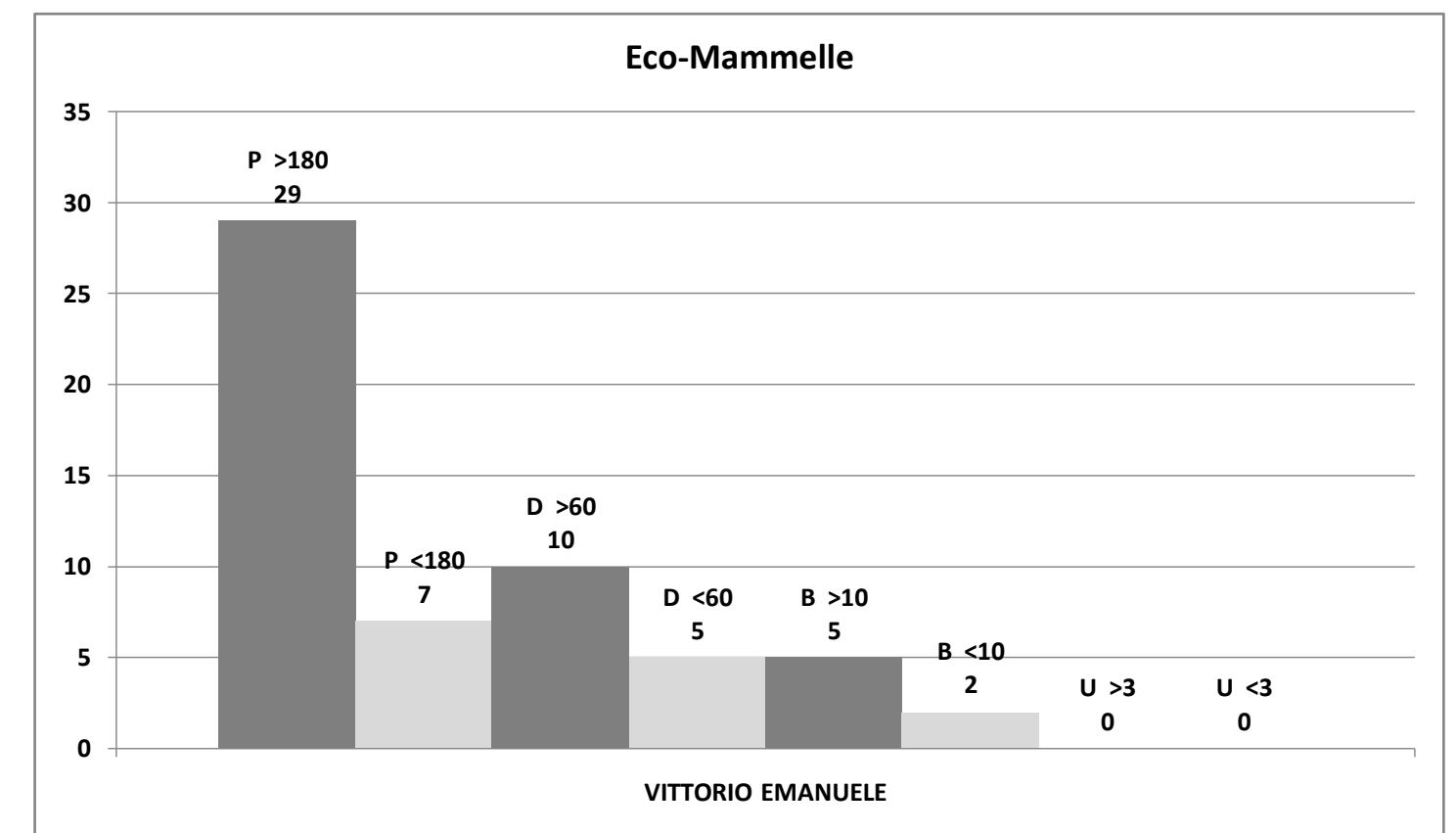
Rilevamento tempi d'attesa PRESTAZIONI CRITICHE, per codice priorità e per Presidi:

giugno/2014

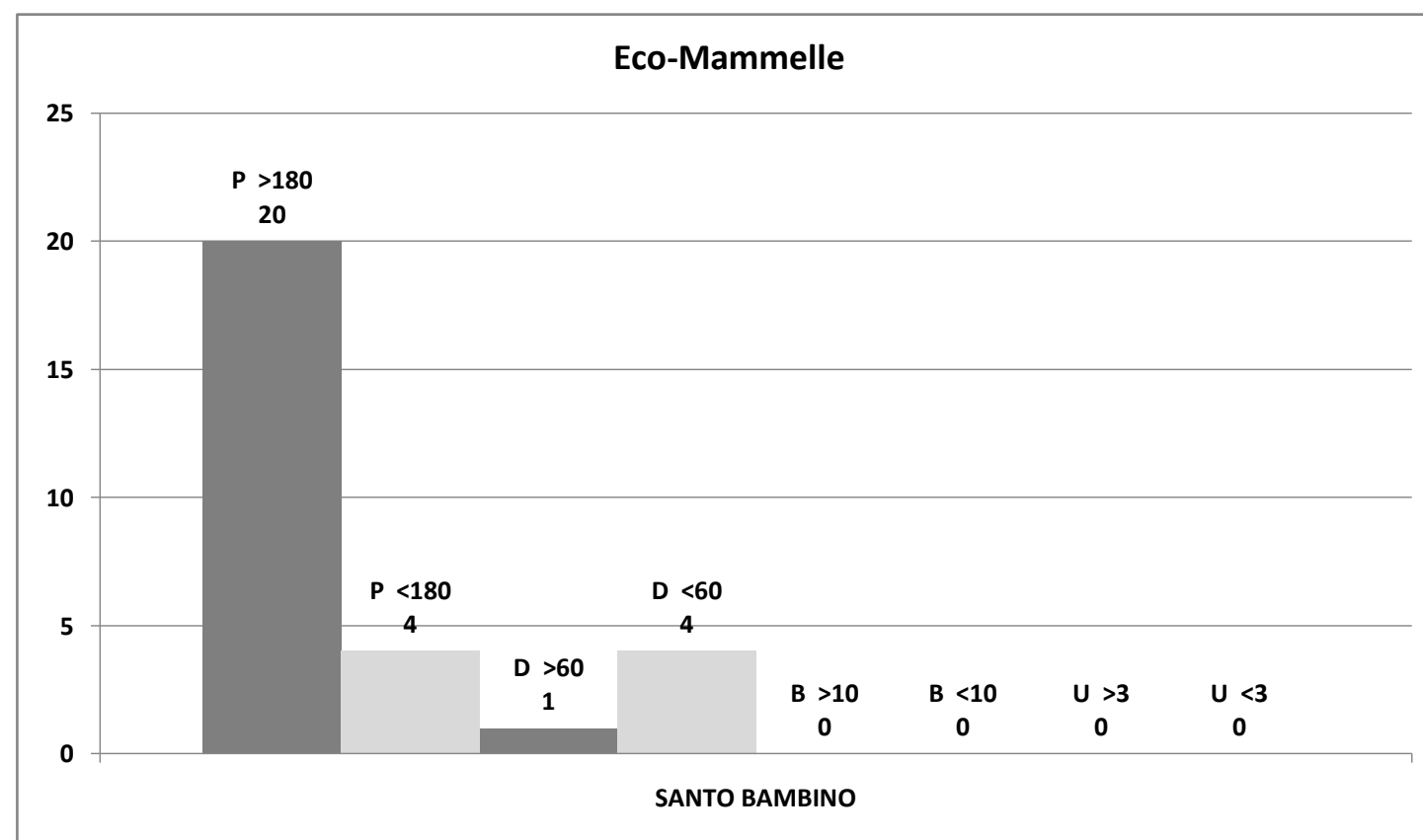
GASPARE RODOLICO			
P >180	30	96,8	%
P <180	1	3,2	%
P Tot	31		
D >60	0	0,0	%
D <60	1	100,0	%
D Tot	1		
B >10	0	0,0	%
B <10	3	100,0	%
B Tot	3		
U >3	0	#####	%
U <3	0	#####	%
U Tot	0		



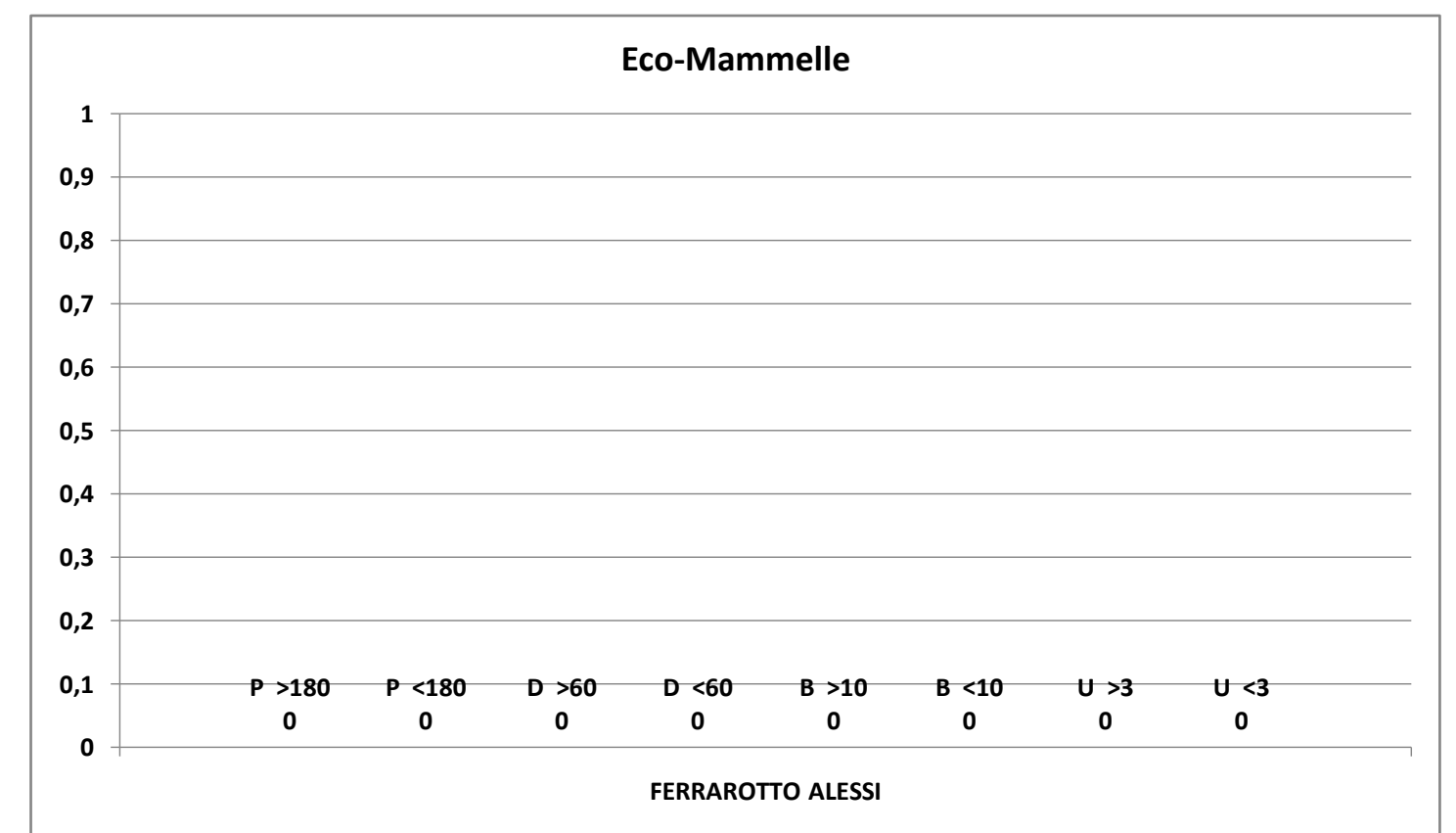
VITTORIO EMANUELE			
P >180	29	80,6	%
P <180	7	19,4	%
P Tot	36		
D >60	10	66,7	%
D <60	5	33,3	%
D Tot	15		
B >10	5	71,4	%
B <10	2	28,6	%
B Tot	7		
U >3	0	#####	%
U <3	0	#####	%
U Tot	0		



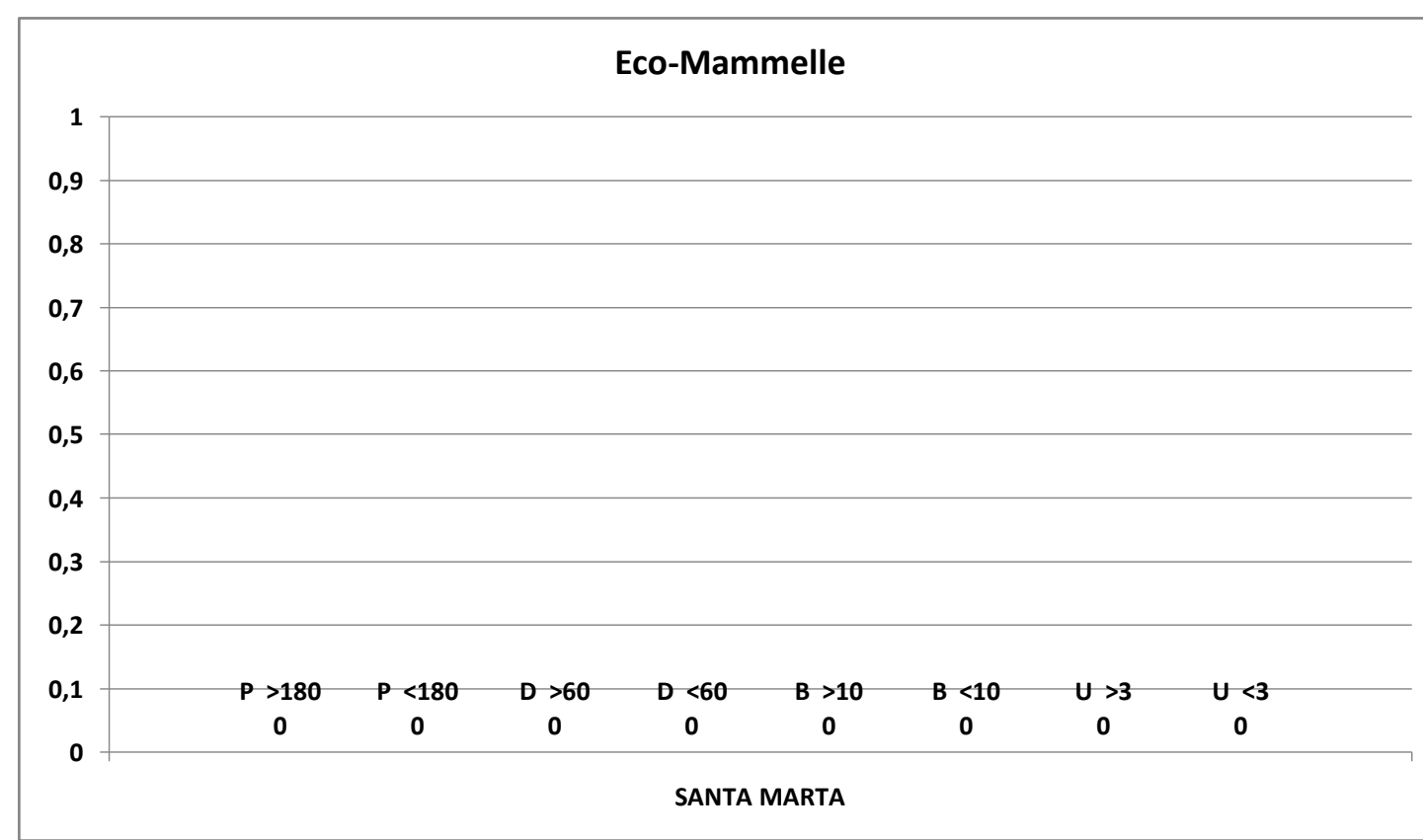
SANTO BAMBINO			
P >180	20	83,3	%
P <180	4	16,7	%
P Tot	24		
D >60	1	20,0	%
D <60	4	80,0	%
D Tot	5		
B >10	0	#####	%
B <10	0	#####	%
B Tot	0		
U >3	0	#####	%
U <3	0	#####	%
U Tot	0		



FERRAROTTO ALESSI			
P >180	0	#####	%
P <180	0	#####	%
P Tot	0		
D >60	0	#####	%
D <60	0	#####	%
D Tot	0		
B >10	0	#####	%
B <10	0	#####	%
B Tot	0		
U >3	0	#####	%
U <3	0	#####	%
U Tot	0		



SANTA MARTA			
P >180	0	#####	%
P <180	0	#####	%
P Tot	0		
D >60	0	#####	%
D <60	0	#####	%
D Tot	0		
B >10	0	#####	%
B <10	0	#####	%
B Tot	0		
U >3	0	#####	%
U <3	0	#####	%
U Tot	0		



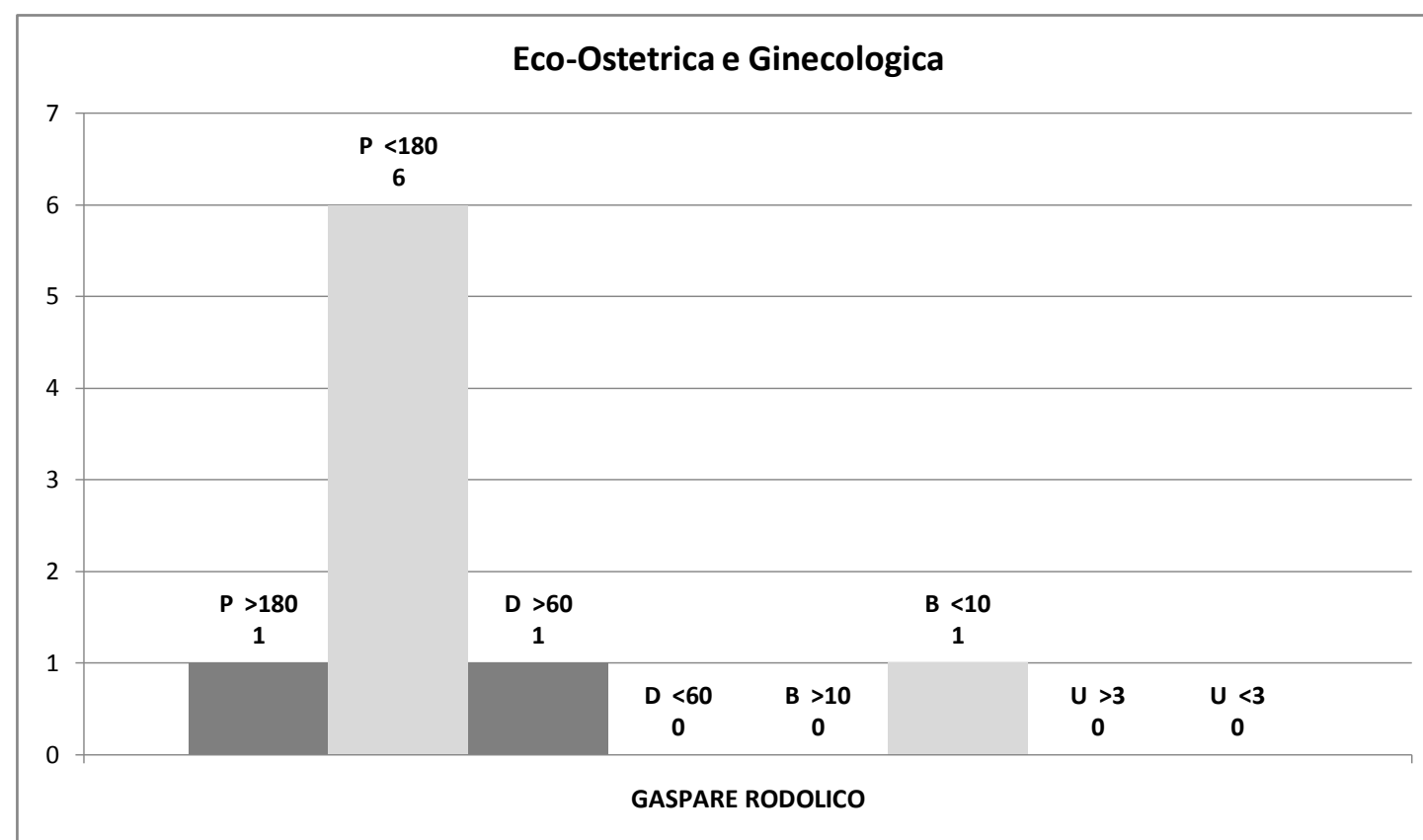
Tot. P:	91
Tot. D:	21
Tot. B:	10
Tot. U:	0
Tot. Prestazioni:	122
Tot. P >180:	79
Tot. D >60:	11
Tot. B >10:	5
Tot. U >3:	0
Tot. fuori tempo:	95

Il Responsabile del CUP – Aziendale
Dott. Maurilio DANZI

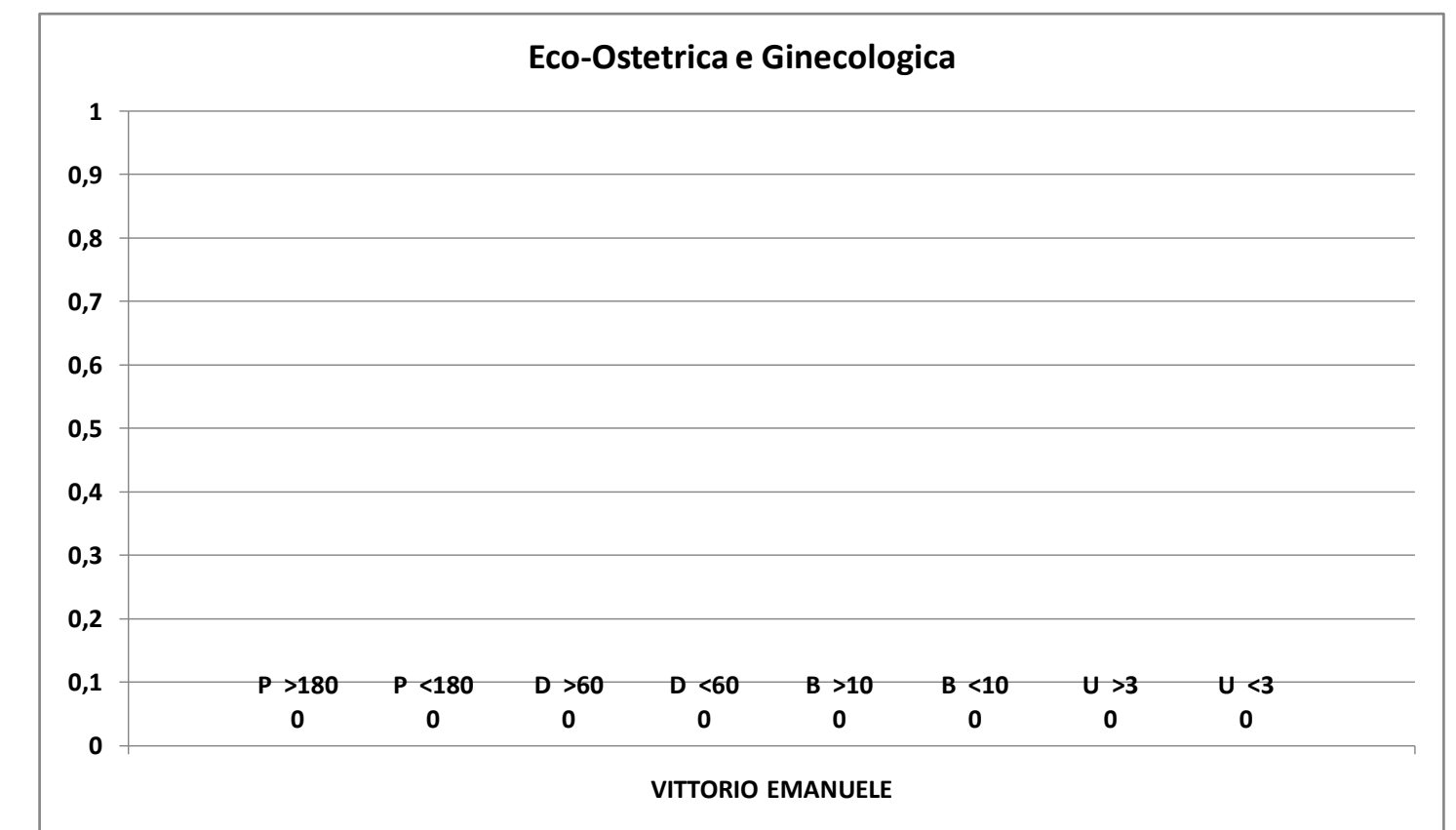
Rilevamento tempi d'attesa PRESTAZIONI CRITICHE, per codice priorità e per Presidi:

giugno/2014

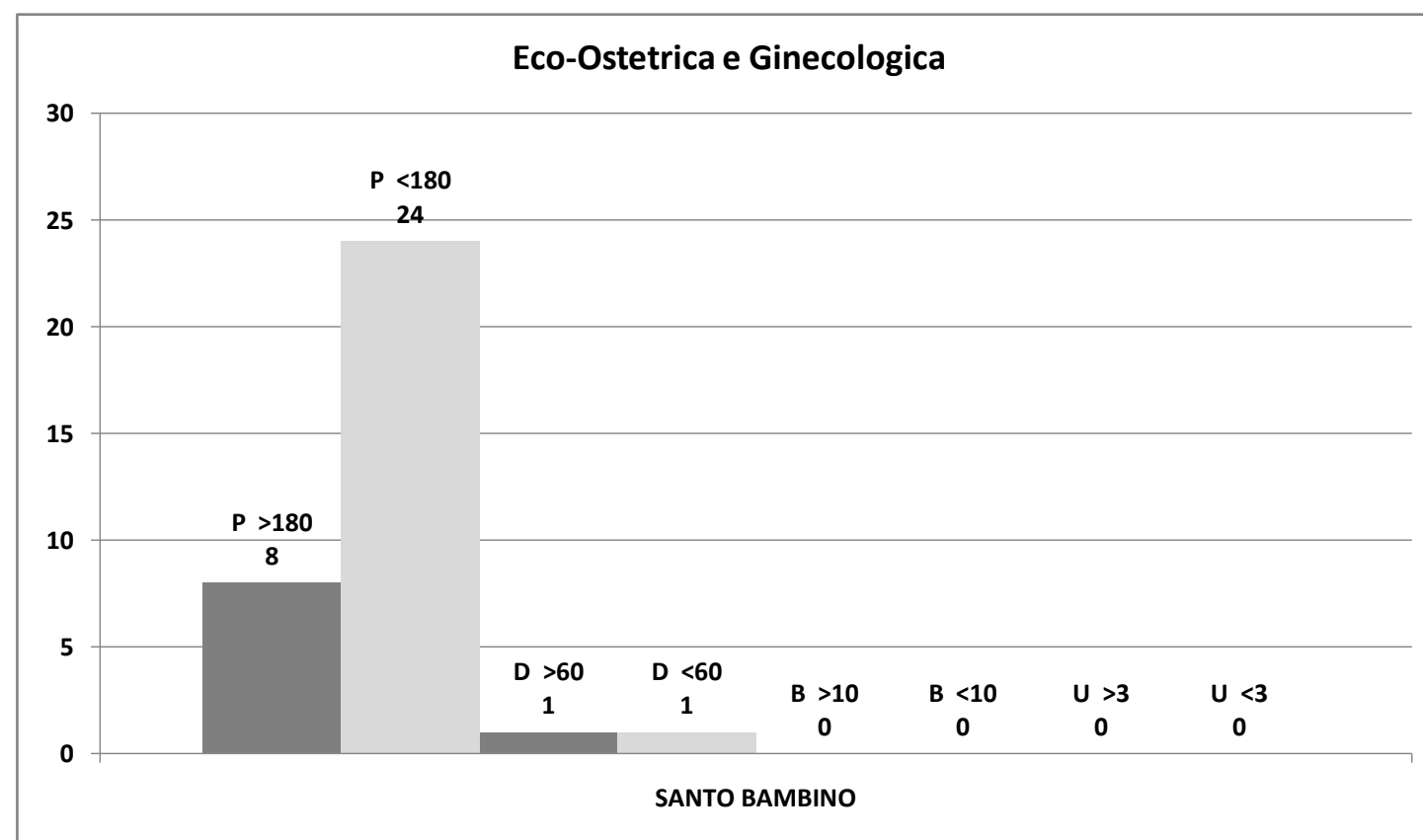
GASPARE RODOLICO			
P >180	1	14,3	%
P <180	6	85,7	%
P Tot	7		
D >60	1	100,0	%
D <60	0	0,0	%
D Tot	1		
B >10	0	0,0	%
B <10	1	100,0	%
B Tot	1		
U >3	0	#####	%
U <3	0	#####	%
U Tot	0		



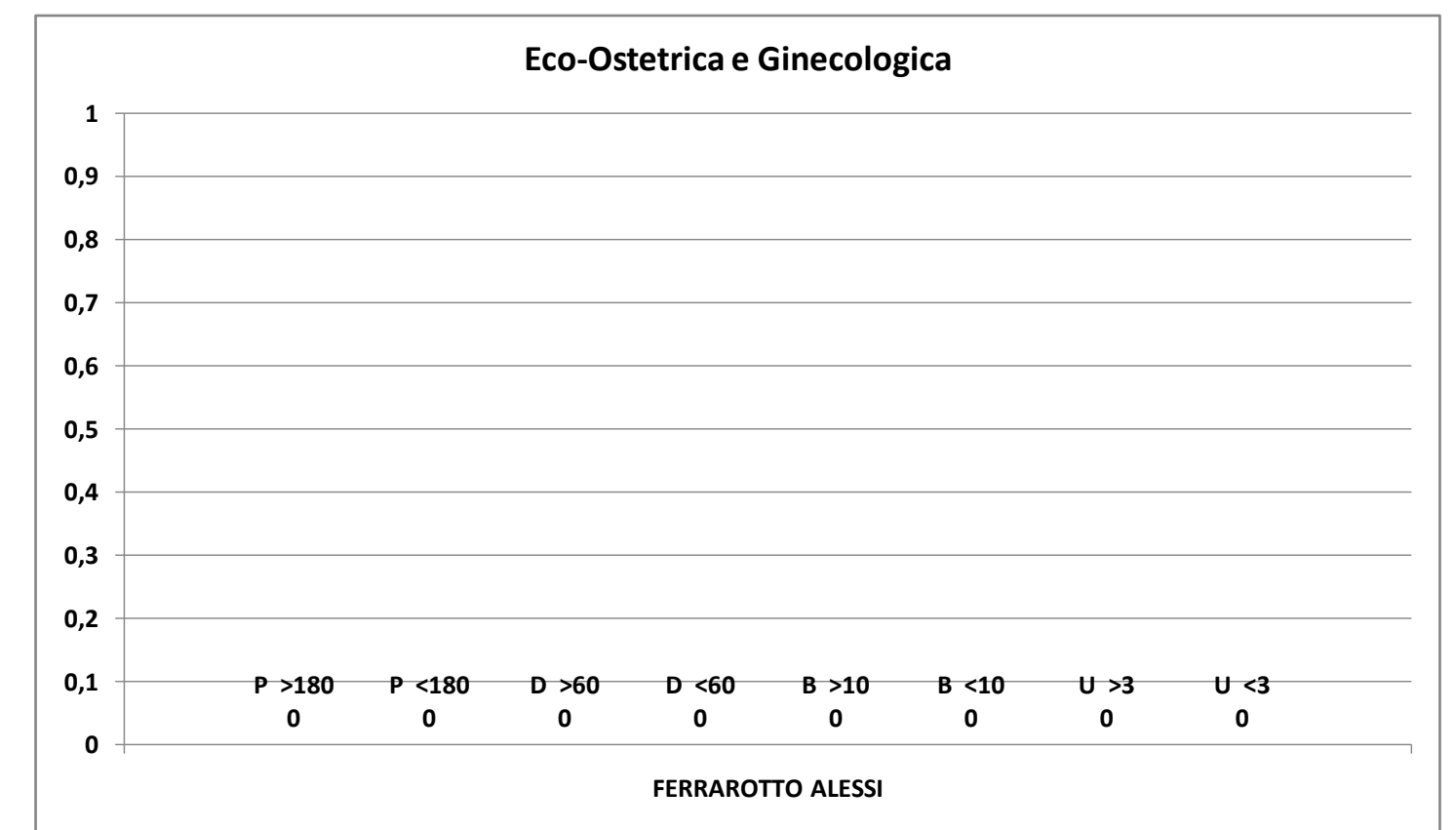
VITTORIO EMANUELE			
P >180	0	#####	%
P <180	0	#####	%
P Tot	0		
D >60	0	#####	%
D <60	0	#####	%
D Tot	0		
B >10	0	#####	%
B <10	0	#####	%
B Tot	0		
U >3	0	#####	%
U <3	0	#####	%
U Tot	0		



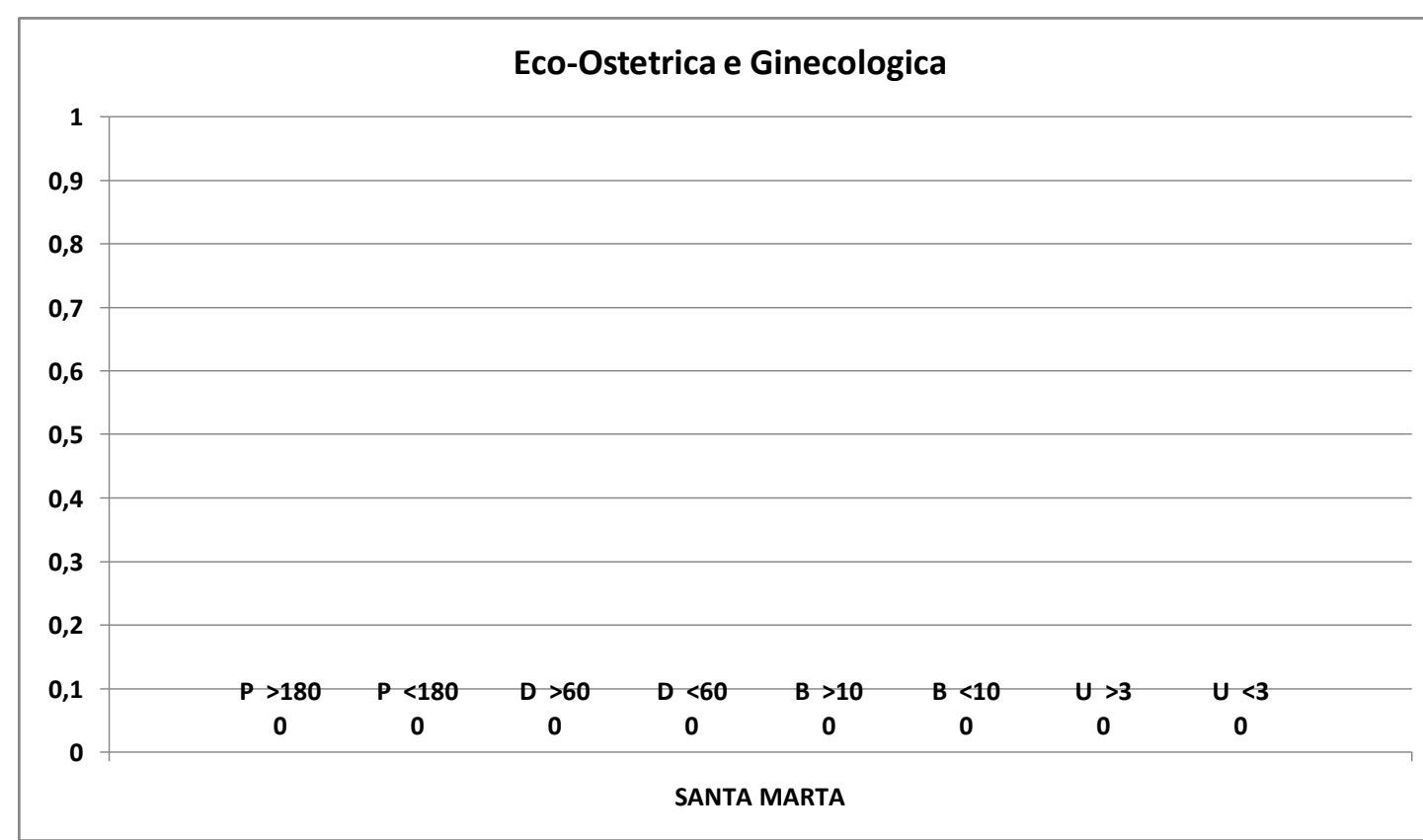
SANTO BAMBINO			
P >180	8	25,0	%
P <180	24	75,0	%
P Tot	32		
D >60	1	50,0	%
D <60	1	50,0	%
D Tot	2		
B >10	0	#####	%
B <10	0	#####	%
B Tot	0		
U >3	0	#####	%
U <3	0	#####	%
U Tot	0		



FERRAROTTO ALESSI			
P >180	0	#####	%
P <180	0	#####	%
P Tot	0		
D >60	0	#####	%
D <60	0	#####	%
D Tot	0		
B >10	0	#####	%
B <10	0	#####	%
B Tot	0		
U >3	0	#####	%
U <3	0	#####	%
U Tot	0		



SANTA MARTA			
P >180	0	#####	%
P <180	0	#####	%
P Tot	0		
D >60	0	#####	%
D <60	0	#####	%
D Tot	0		
B >10	0	#####	%
B <10	0	#####	%
B Tot	0		
U >3	0	#####	%
U <3	0	#####	%
U Tot	0		



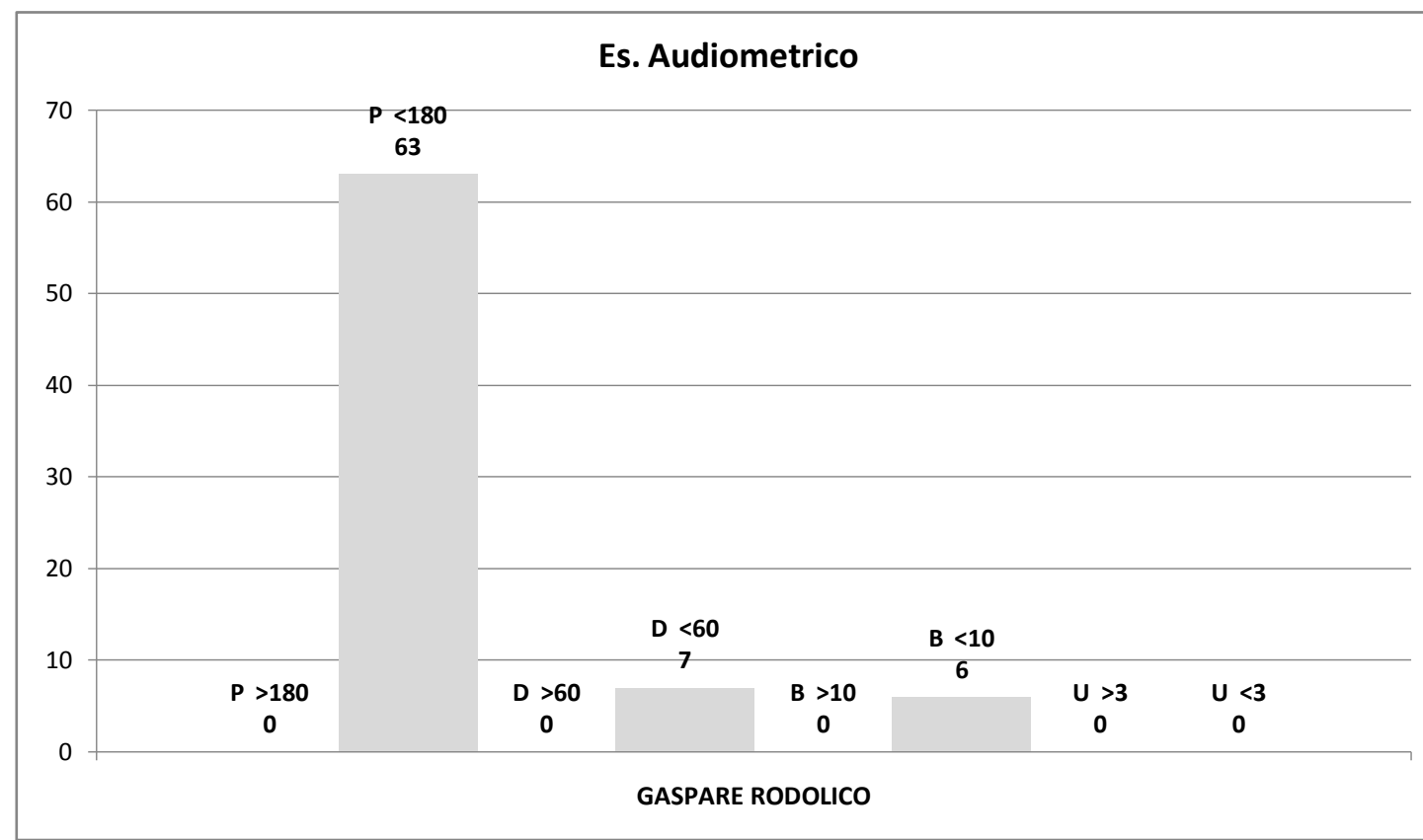
Tot. P:	39
Tot. D:	3
Tot. B:	1
Tot. U:	0
Tot. Prestazioni:	43
Tot. P >180:	9
Tot. D >60:	2
Tot. B >10:	0
Tot. U >3:	0
Tot. fuori tempo:	11

Il Responsabile del CUP – Aziendale
Dott. Maurilio DANZI

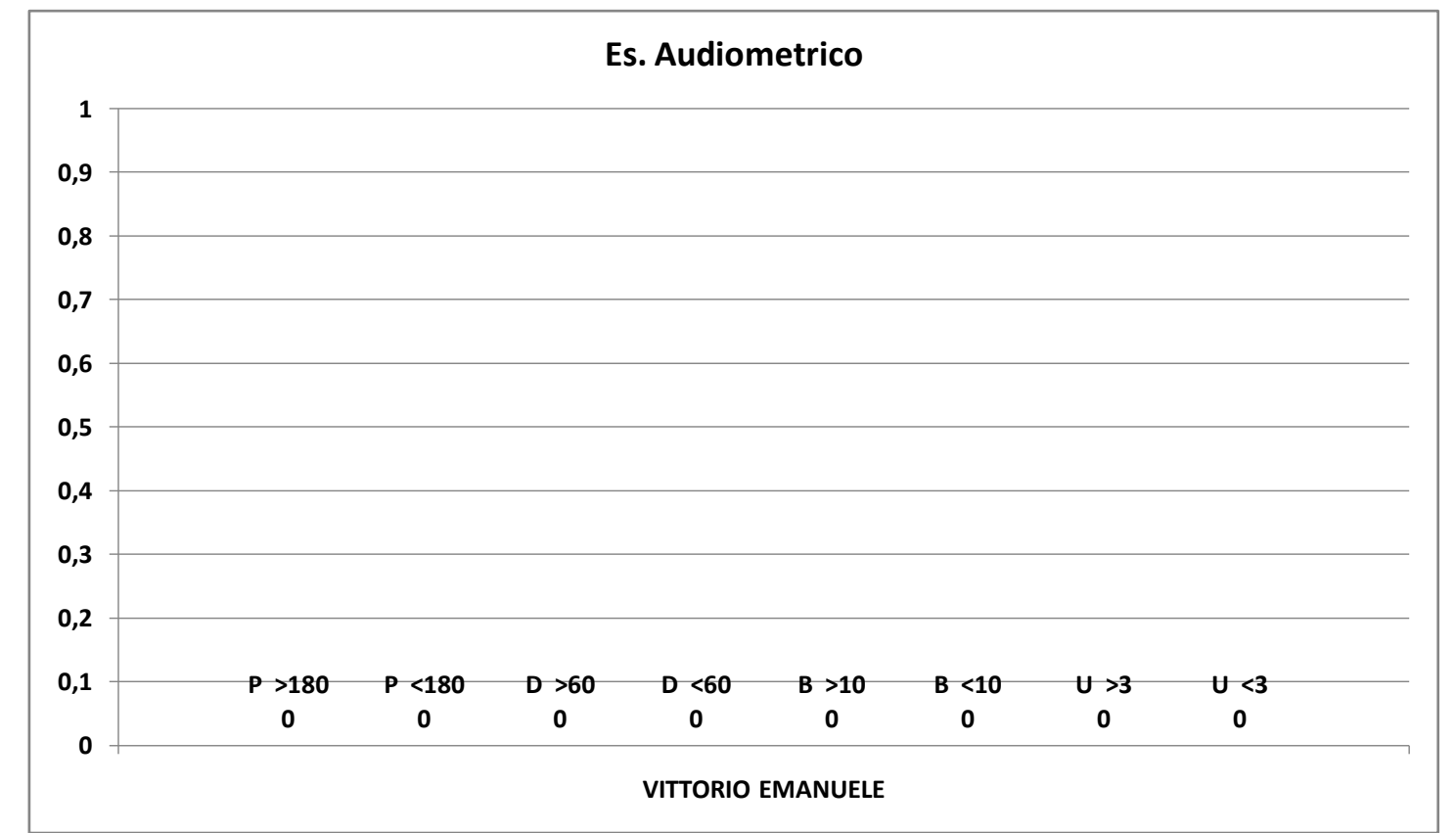
Rilevamento tempi d'attesa PRESTAZIONI CRITICHE, per codice priorità e per Presidi:

giugno/2014

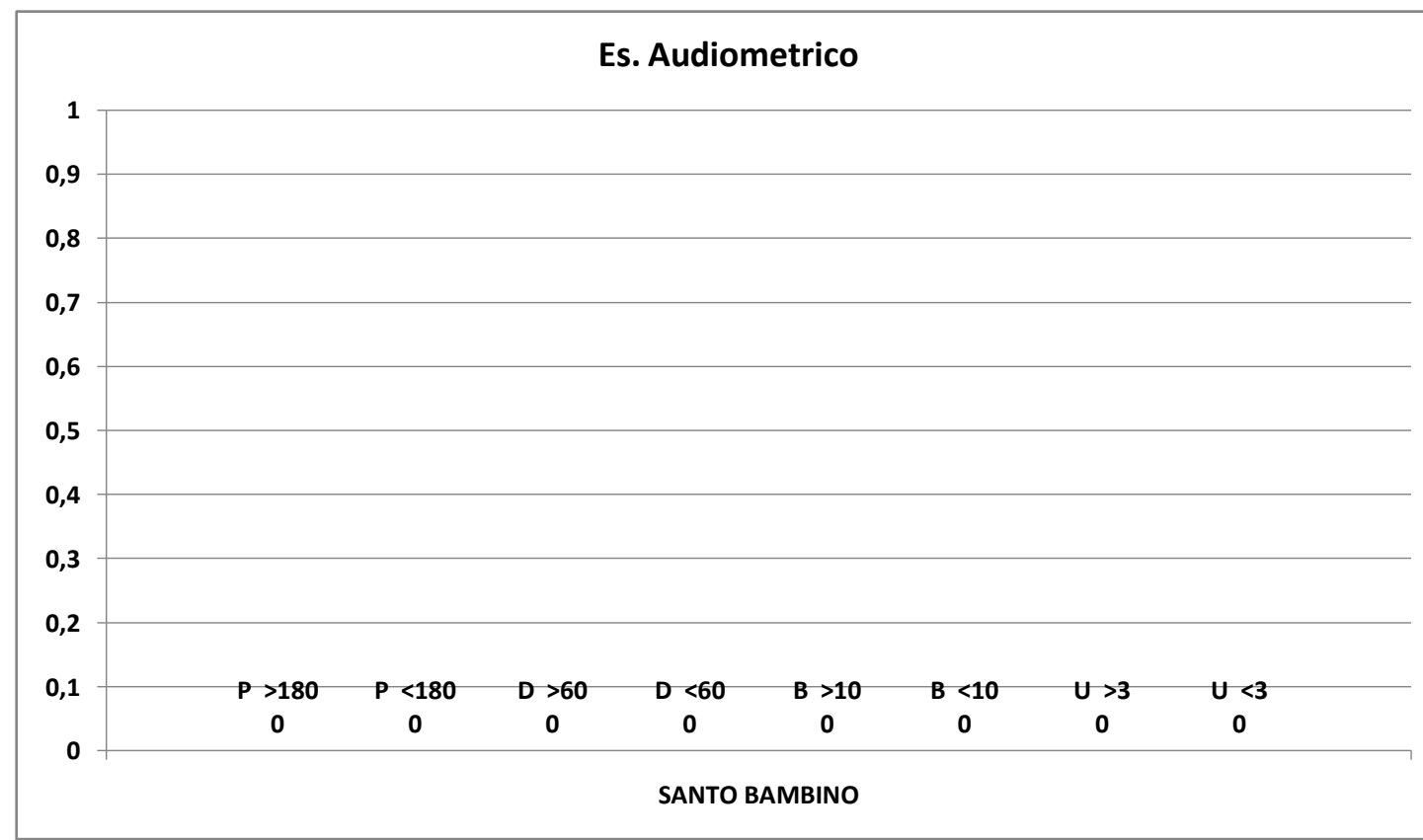
GASPARE RODOLICO			
P >180	0	0,0	%
P <180	63	100,0	%
P Tot	63		
D >60	0	0,0	%
D <60	7	100,0	%
D Tot	7		
B >10	0	0,0	%
B <10	6	100,0	%
B Tot	6		
U >3	0	#####	%
U <3	0	#####	%
U Tot	0		



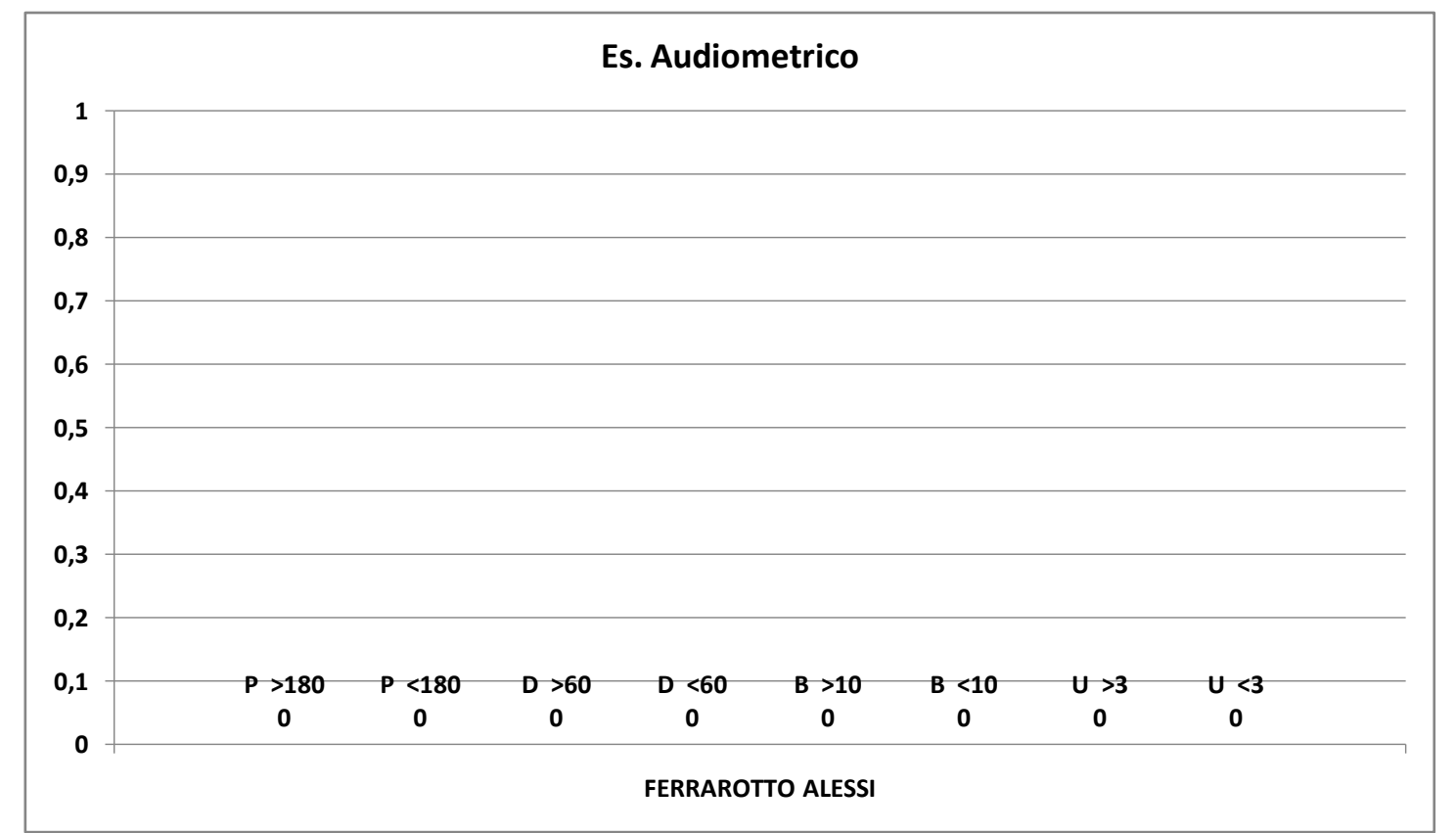
VITTORIO EMANUELE			
P >180	0	#####	%
P <180	0	#####	%
P Tot	0		
D >60	0	#####	%
D <60	0	#####	%
D Tot	0		
B >10	0	#####	%
B <10	0	#####	%
B Tot	0		
U >3	0	#####	%
U <3	0	#####	%
U Tot	0		



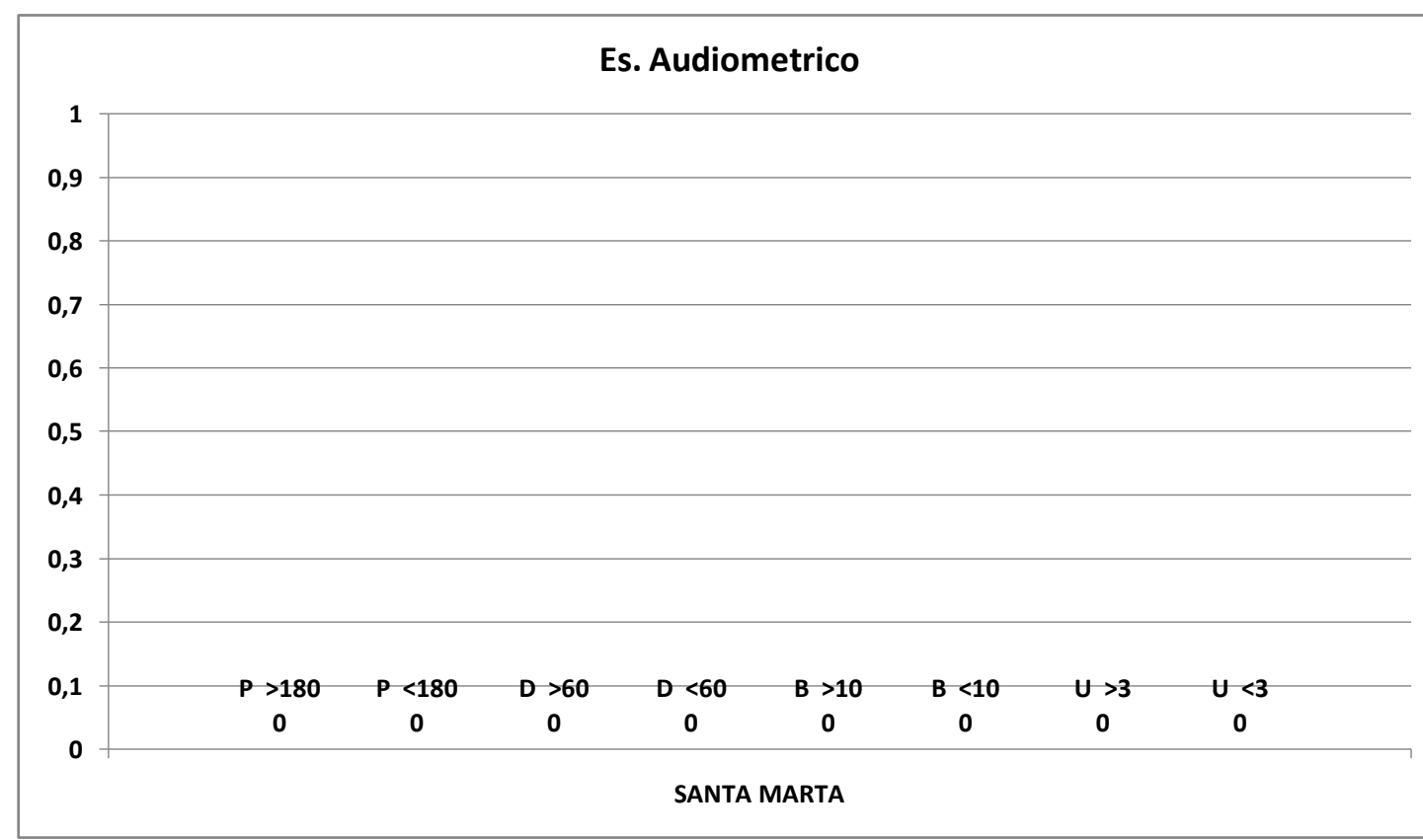
SANTO BAMBINO			
P >180	0	#####	%
P <180	0	#####	%
P Tot	0		
D >60	0	#####	%
D <60	0	#####	%
D Tot	0		
B >10	0	#####	%
B <10	0	#####	%
B Tot	0		
U >3	0	#####	%
U <3	0	#####	%
U Tot	0		



FERRAROTTO ALESSI			
P >180	0	#####	%
P <180	0	#####	%
P Tot	0		
D >60	0	#####	%
D <60	0	#####	%
D Tot	0		
B >10	0	#####	%
B <10	0	#####	%
B Tot	0		
U >3	0	#####	%
U <3	0	#####	%
U Tot	0		



SANTA MARTA			
P >180	0	#####	%
P <180	0	#####	%
P Tot	0		
D >60	0	#####	%
D <60	0	#####	%
D Tot	0		
B >10	0	#####	%
B <10	0	#####	%
B Tot	0		
U >3	0	#####	%
U <3	0	#####	%
U Tot	0		



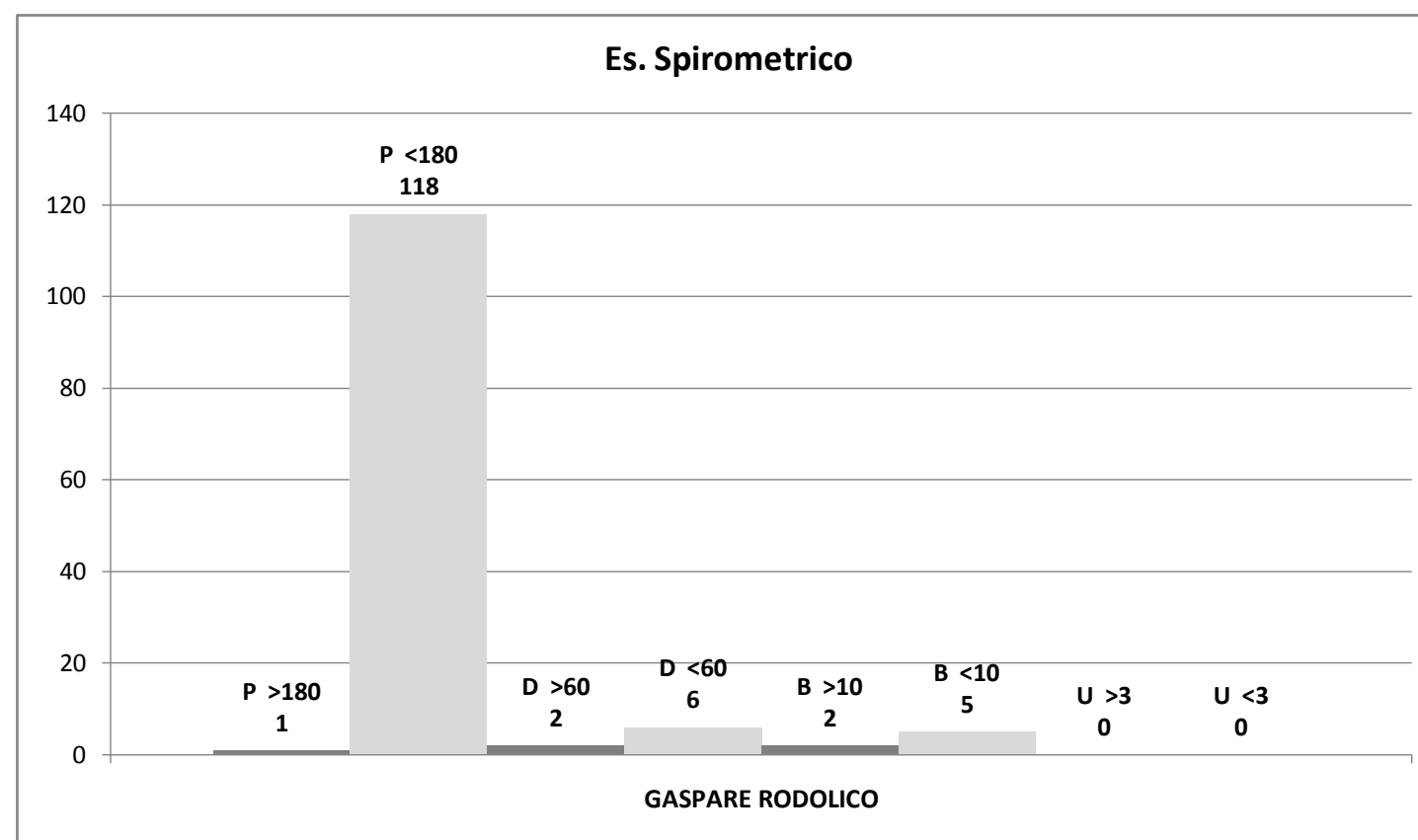
Tot. P:	63
Tot. D:	7
Tot. B:	6
Tot. U:	0
Tot. Prestazioni:	76
Tot. P >180:	0
Tot. D >60:	0
Tot. B >10:	0
Tot. U >3:	0
Tot. fuori tempo:	0

Il Responsabile del CUP – Aziendale
Dott. Maurilio DANZI

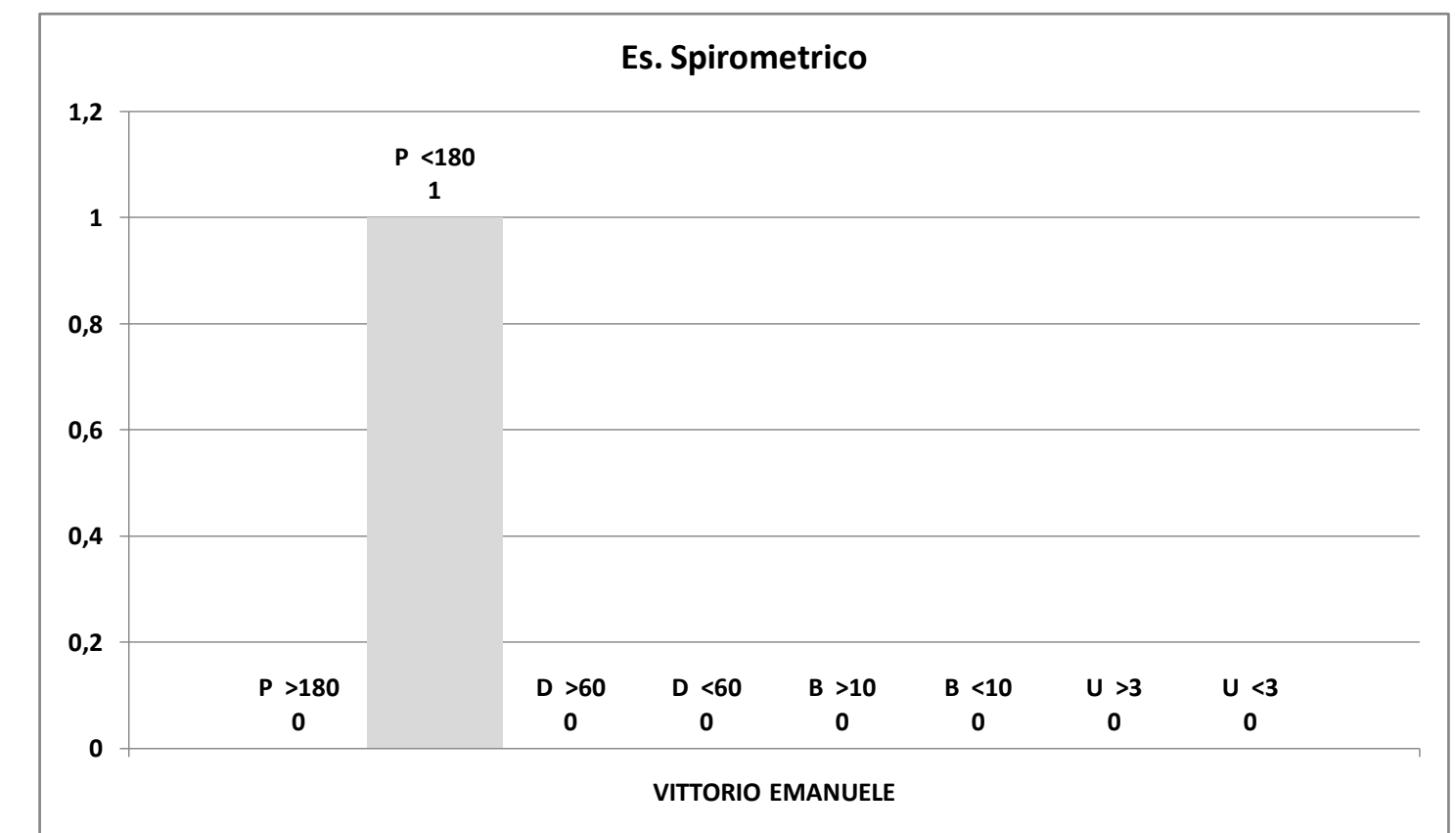
Rilevamento tempi d'attesa PRESTAZIONI CRITICHE, per codice priorità e per Presidi:

giugno/2014

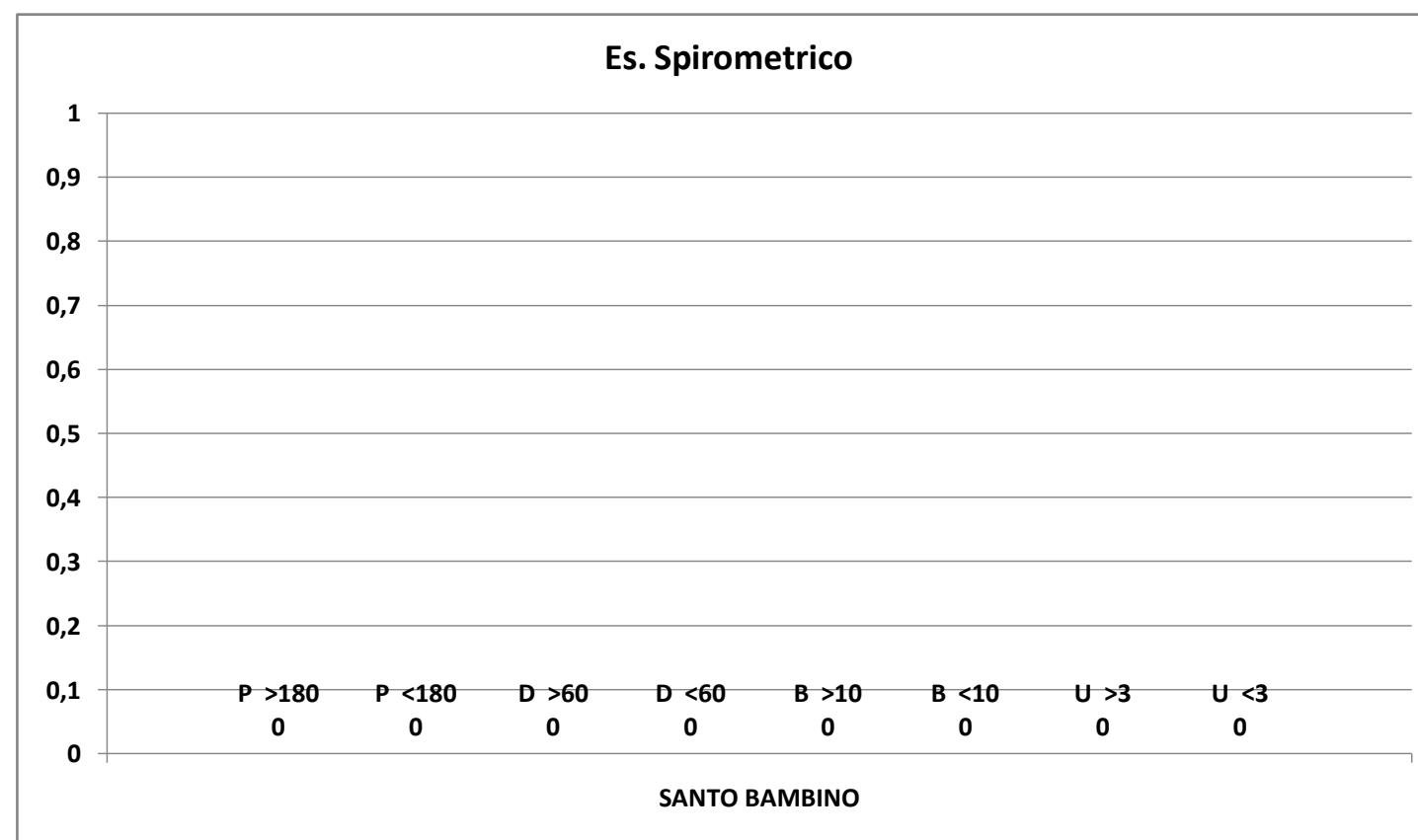
GASPARE RODOLICO			
P >180	1	0,8	%
P <180	118	99,2	%
P Tot	119		
D >60	2	25,0	%
D <60	6	75,0	%
D Tot	8		
B >10	2	28,6	%
B <10	5	71,4	%
B Tot	7		
U >3	0	#####	%
U <3	0	#####	%
U Tot	0		



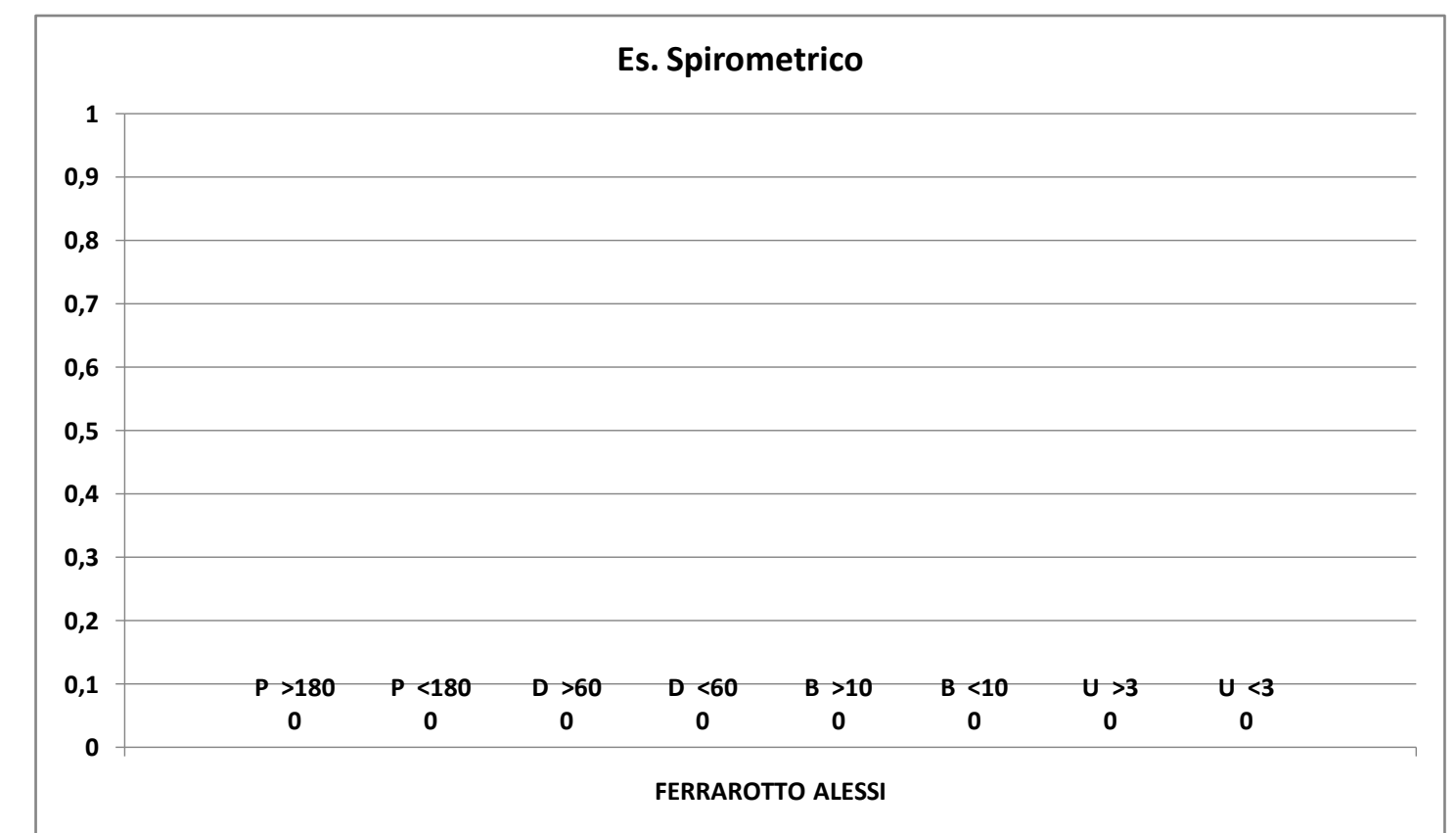
VITTORIO EMANUELE			
P >180	0	0,0	%
P <180	1	100,0	%
P Tot	1		
D >60	0	#####	%
D <60	0	#####	%
D Tot	0		
B >10	0	#####	%
B <10	0	#####	%
B Tot	0		
U >3	0	#####	%
U <3	0	#####	%
U Tot	0		



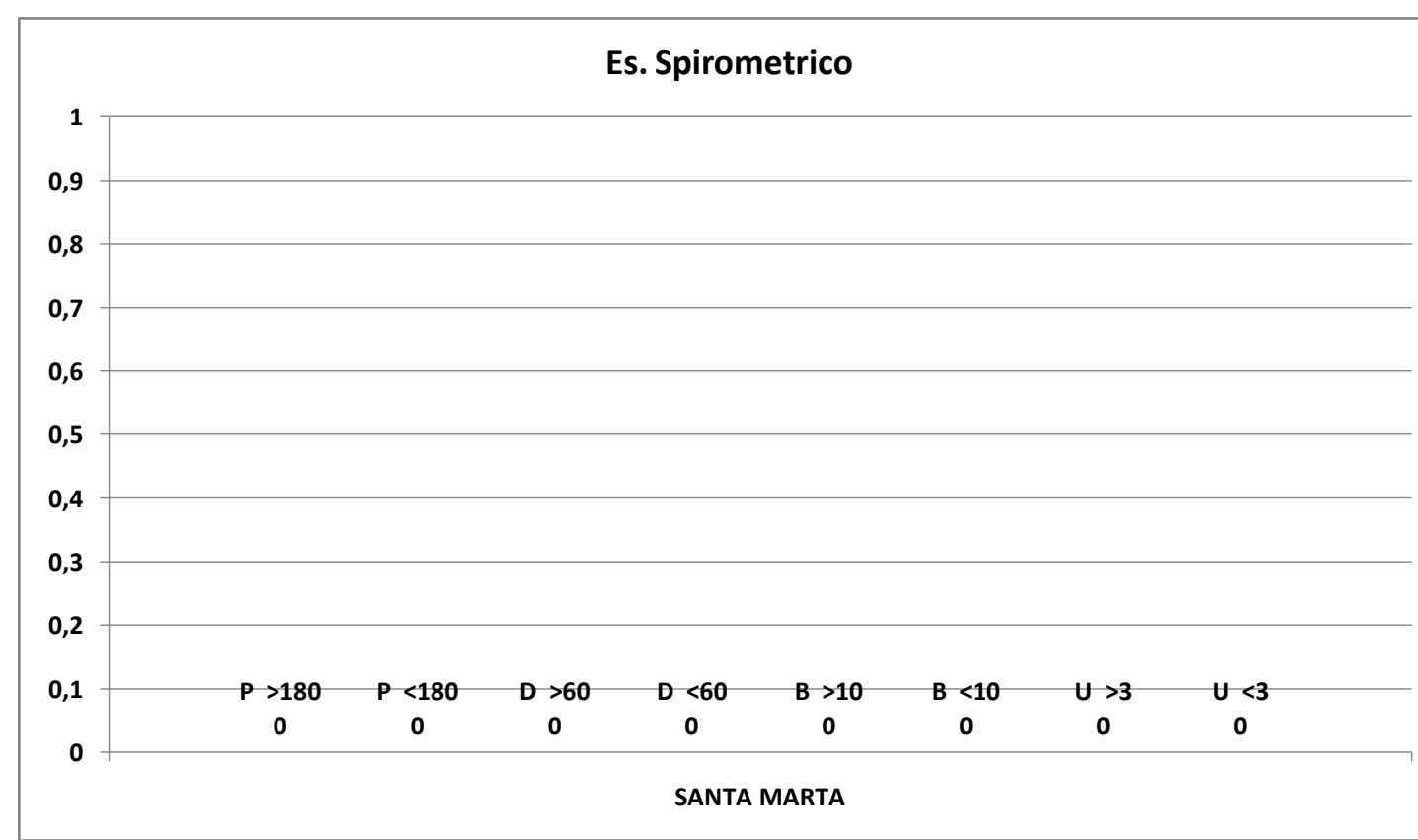
SANTO BAMBINO			
P >180	0	#####	%
P <180	0	#####	%
P Tot	0		
D >60	0	#####	%
D <60	0	#####	%
D Tot	0		
B >10	0	#####	%
B <10	0	#####	%
B Tot	0		
U >3	0	#####	%
U <3	0	#####	%
U Tot	0		



FERRAROTTO ALESSI			
P >180	0	#####	%
P <180	0	#####	%
P Tot	0		
D >60	0	#####	%
D <60	0	#####	%
D Tot	0		
B >10	0	#####	%
B <10	0	#####	%
B Tot	0		
U >3	0	#####	%
U <3	0	#####	%
U Tot	0		



SANTA MARTA			
P >180	0	#####	%
P <180	0	#####	%
P Tot	0		
D >60	0	#####	%
D <60	0	#####	%
D Tot	0		
B >10	0	#####	%
B <10	0	#####	%
B Tot	0		
U >3	0	#####	%
U <3	0	#####	%
U Tot	0		



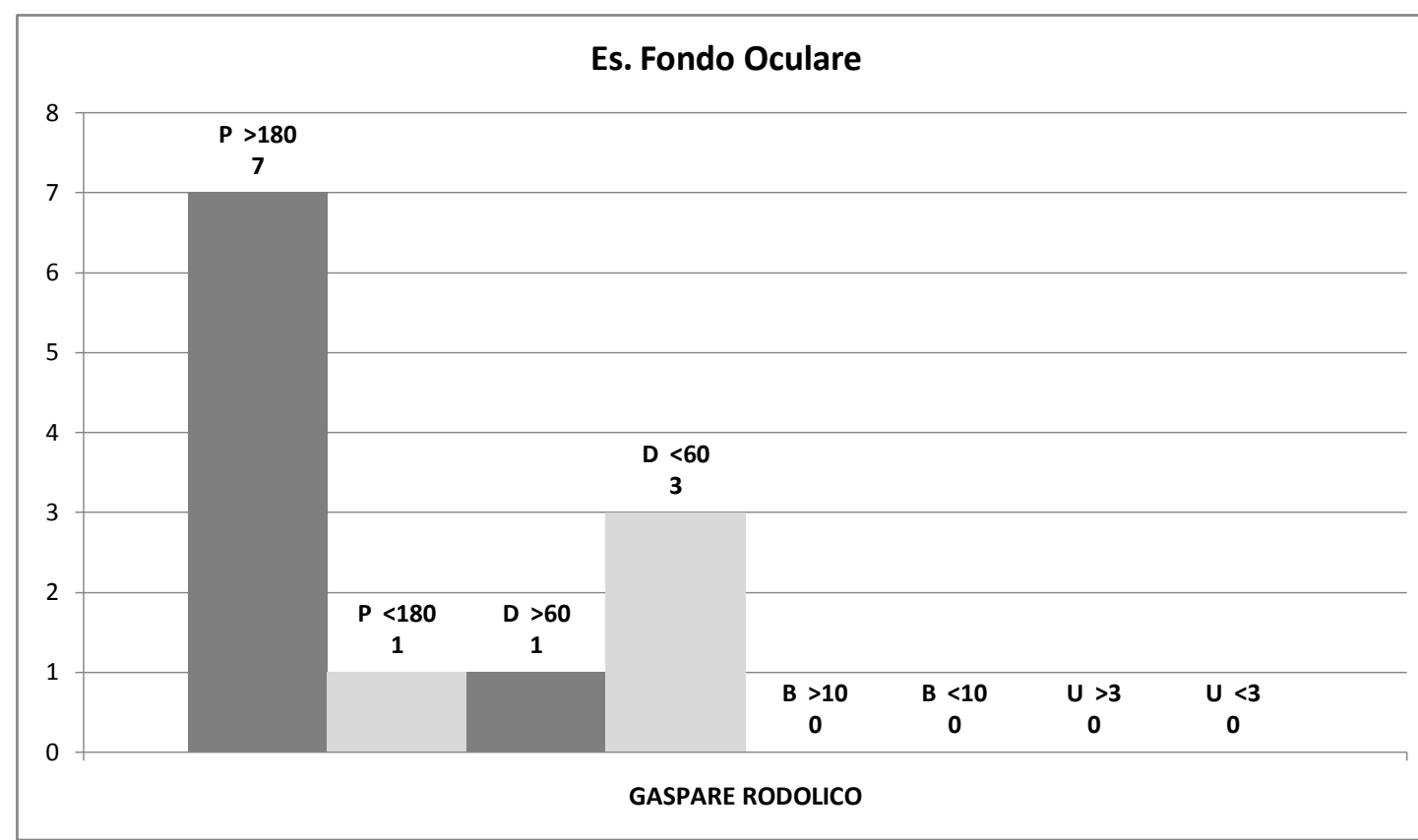
Tot. P:	120
Tot. D:	8
Tot. B:	7
Tot. U:	0
Tot. Prestazioni:	135
Tot. P >180:	1
Tot. D >60:	2
Tot. B >10:	2
Tot. U >3:	0
Tot. fuori tempo:	5

Il Responsabile del CUP – Aziendale
Dott. Maurilio DANZI

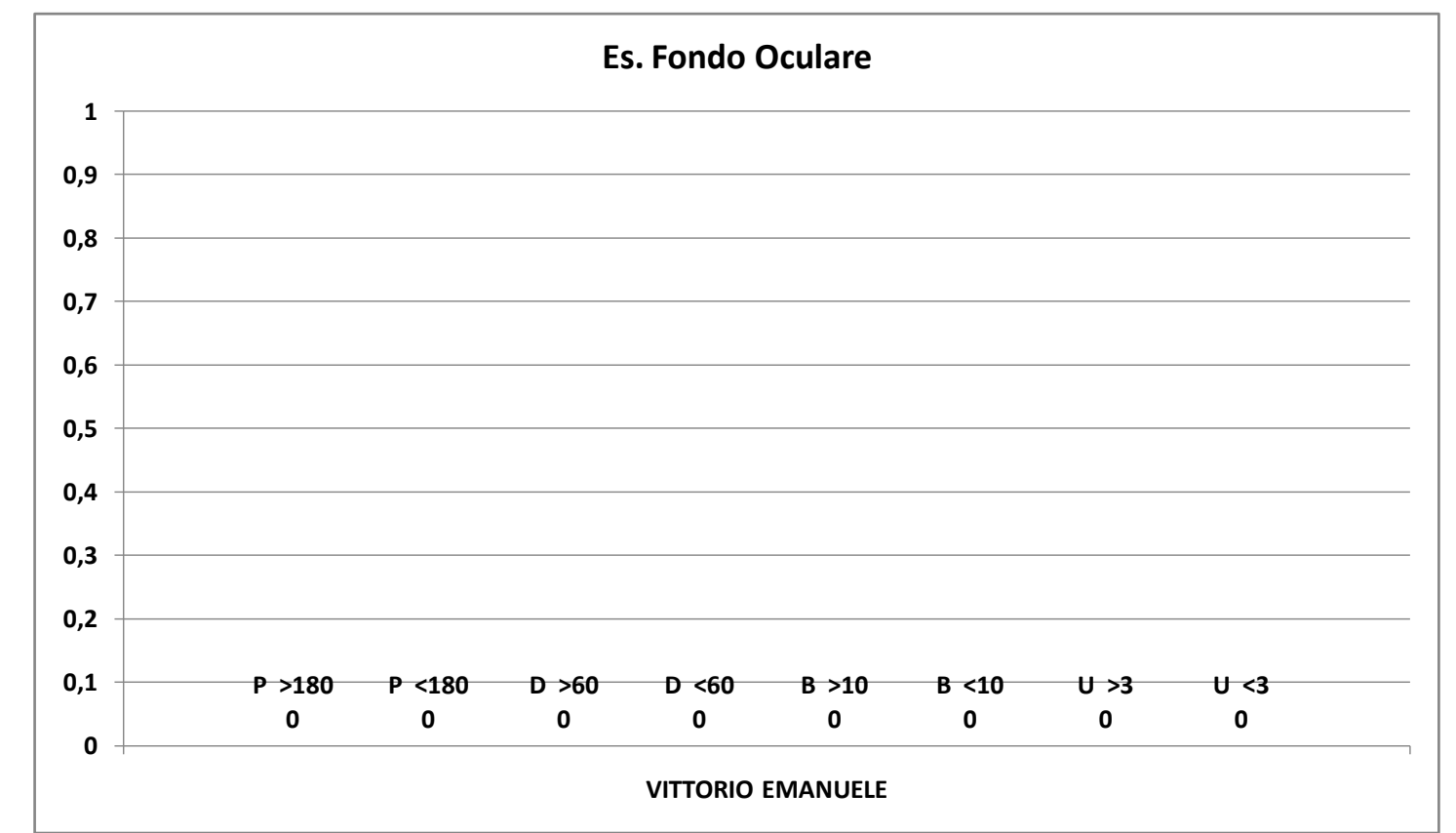
Rilevamento tempi d'attesa PRESTAZIONI CRITICHE, per codice priorità e per Presidi:

giugno/2014

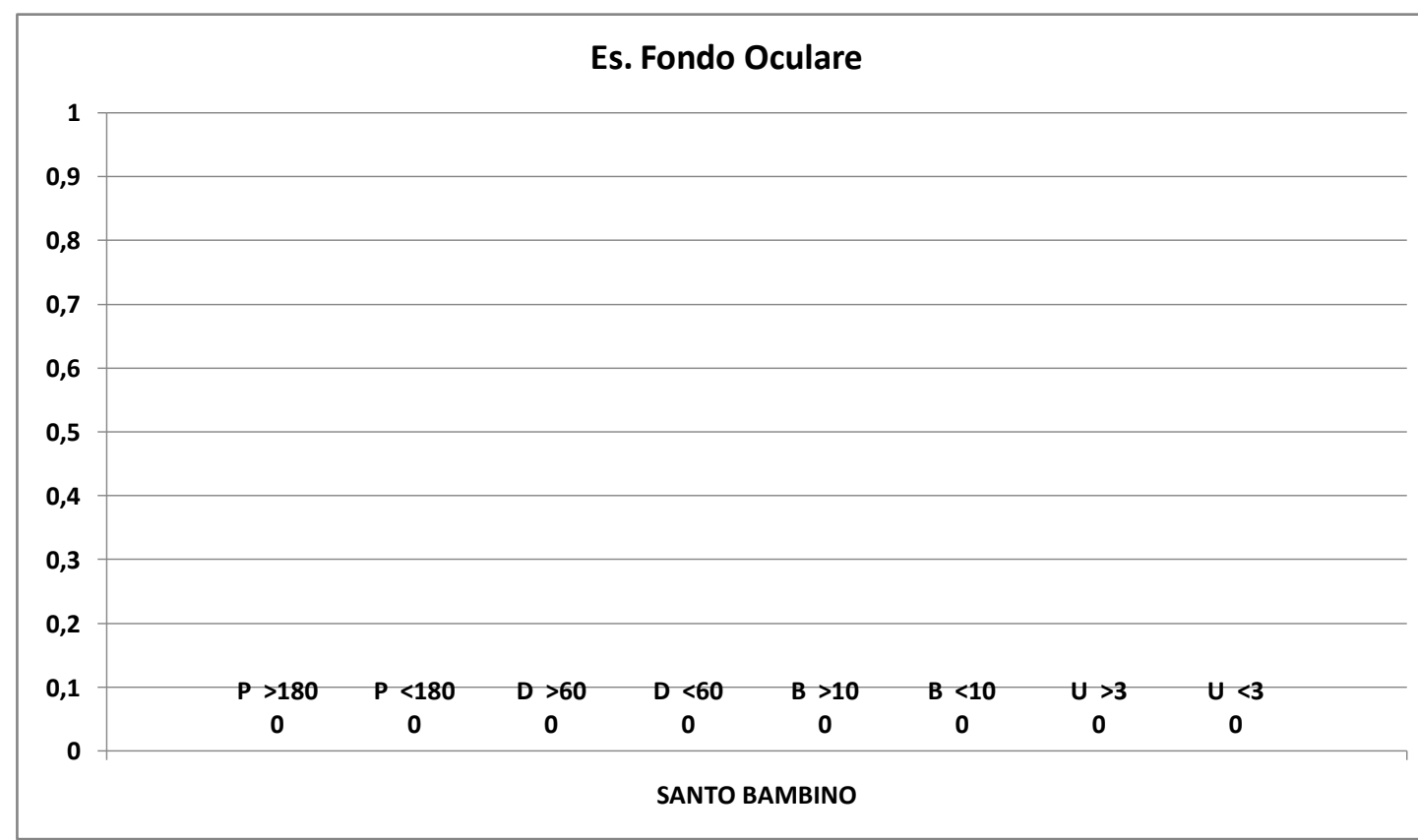
GASPARE RODOLICO			
P >180	7	87,5	%
P <180	1	12,5	%
P Tot	8		
D >60	1	25,0	%
D <60	3	75,0	%
D Tot	4		
B >10	0	#####	%
B <10	0	#####	%
B Tot	0		
U >3	0	#####	%
U <3	0	#####	%
U Tot	0		



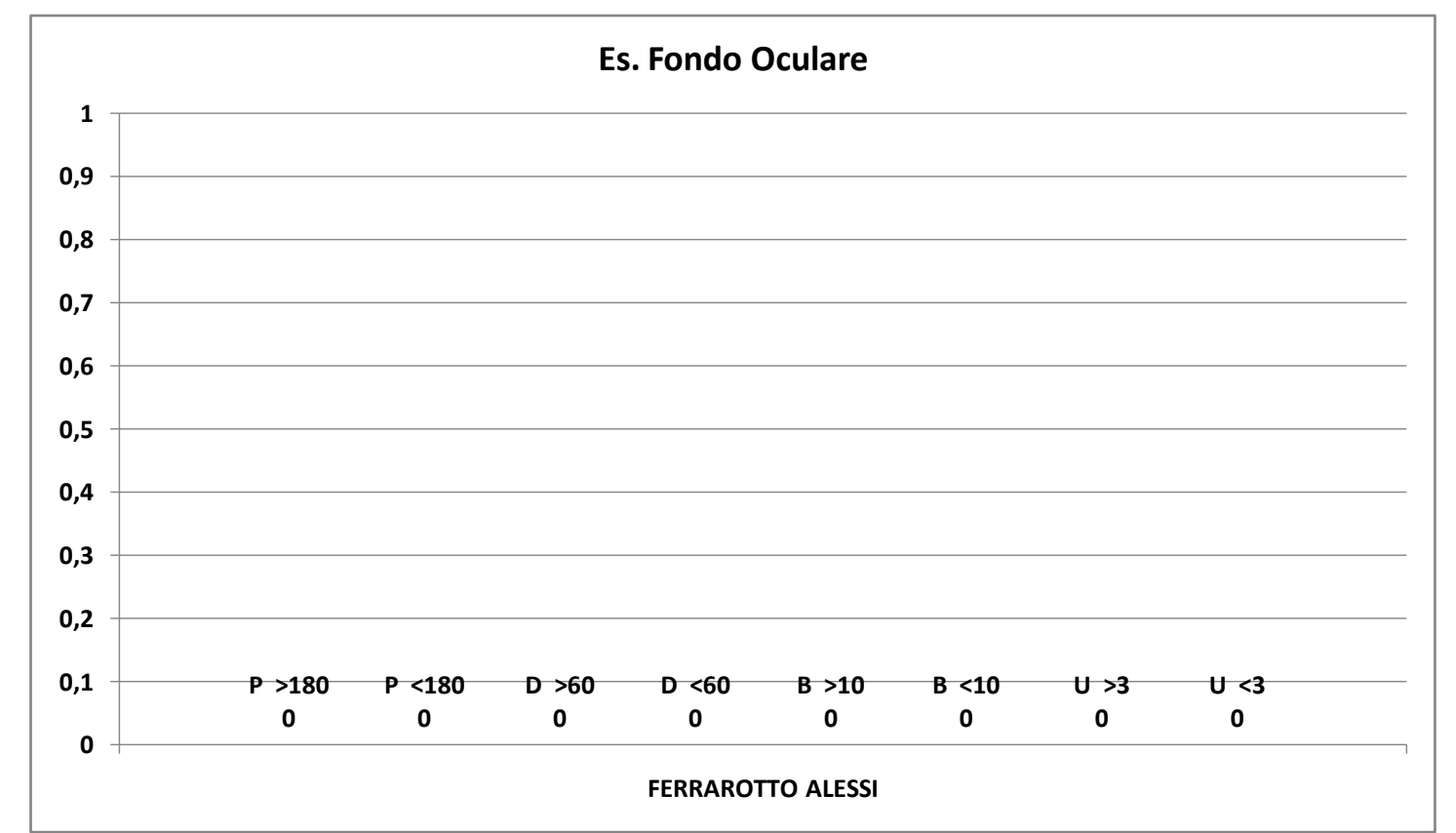
VITTORIO EMANUELE			
P >180	0	#####	%
P <180	0	#####	%
P Tot	0		
D >60	0	#####	%
D <60	0	#####	%
D Tot	0		
B >10	0	#####	%
B <10	0	#####	%
B Tot	0		
U >3	0	#####	%
U <3	0	#####	%
U Tot	0		



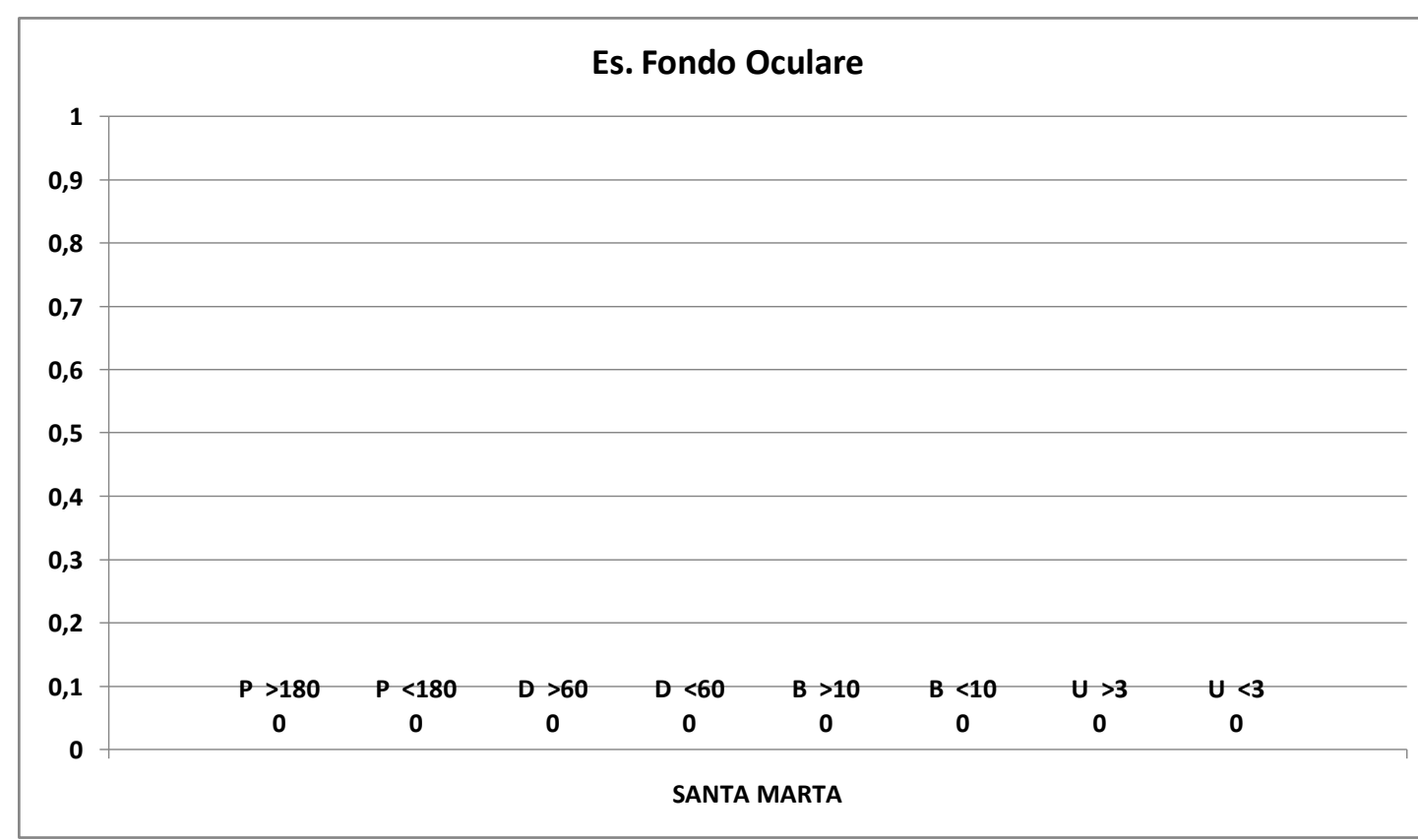
SANTO BAMBINO			
P >180	0	#####	%
P <180	0	#####	%
P Tot	0		
D >60	0	#####	%
D <60	0	#####	%
D Tot	0		
B >10	0	#####	%
B <10	0	#####	%
B Tot	0		
U >3	0	#####	%
U <3	0	#####	%
U Tot	0		



FERRAROTTO ALESSI			
P >180	0	#####	%
P <180	0	#####	%
P Tot	0		
D >60	0	#####	%
D <60	0	#####	%
D Tot	0		
B >10	0	#####	%
B <10	0	#####	%
B Tot	0		
U >3	0	#####	%
U <3	0	#####	%
U Tot	0		



SANTA MARTA			
P >180	0	#####	%
P <180	0	#####	%
P Tot	0		
D >60	0	#####	%
D <60	0	#####	%
D Tot	0		
B >10	0	#####	%
B <10	0	#####	%
B Tot	0		
U >3	0	#####	%
U <3	0	#####	%
U Tot	0		



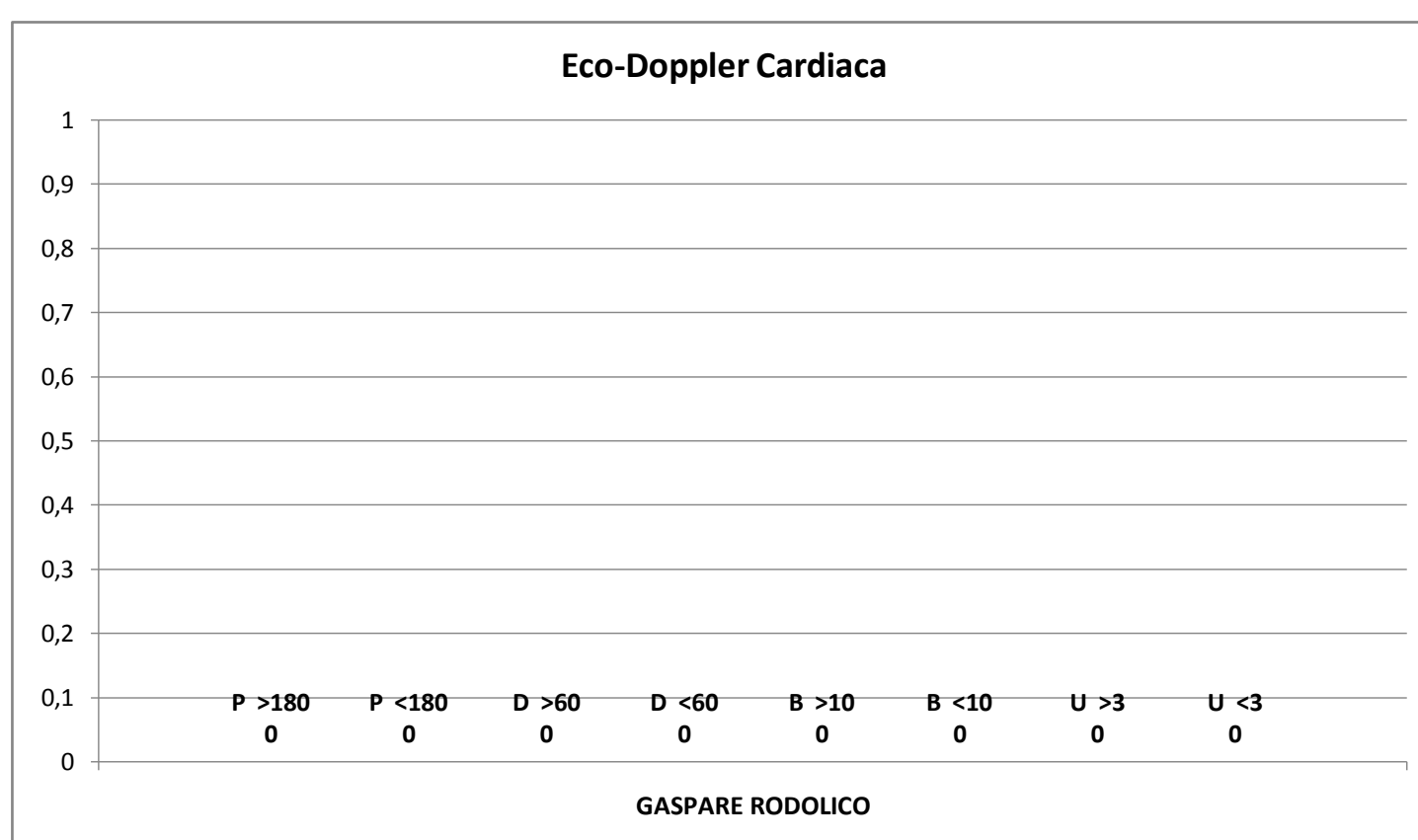
Tot. P:	8
Tot. D:	4
Tot. B:	0
Tot. U:	0
Tot. Prestazioni:	12
Tot. P >180:	7
Tot. D >60:	1
Tot. B >10:	0
Tot. U >3:	0
Tot. fuori tempo:	8

Il Responsabile del CUP – Aziendale
Dott. Maurilio DANZI

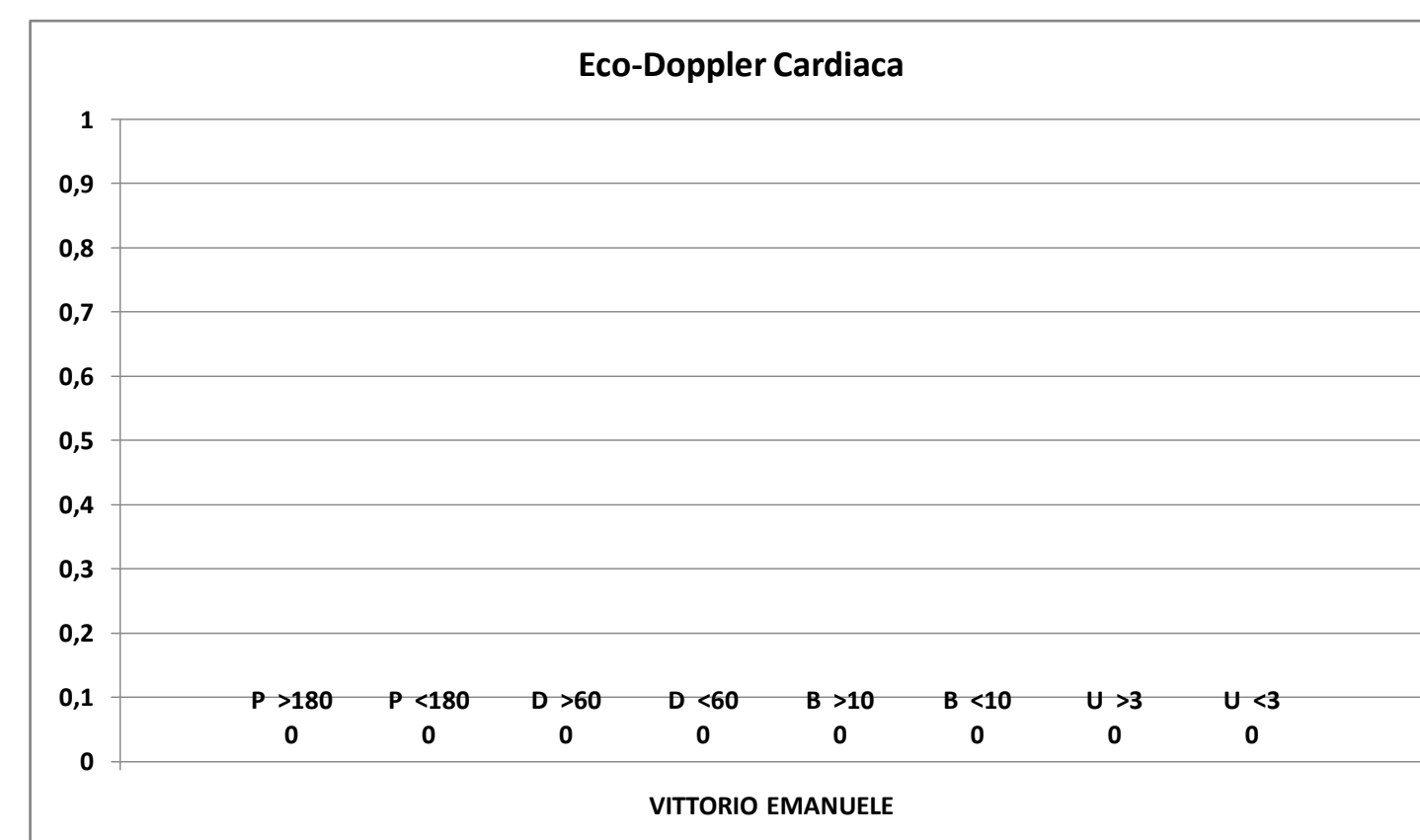
Rilevamento tempi d'attesa PRESTAZIONI CRITICHE, per codice priorità e per Presidi:

giugno/2014

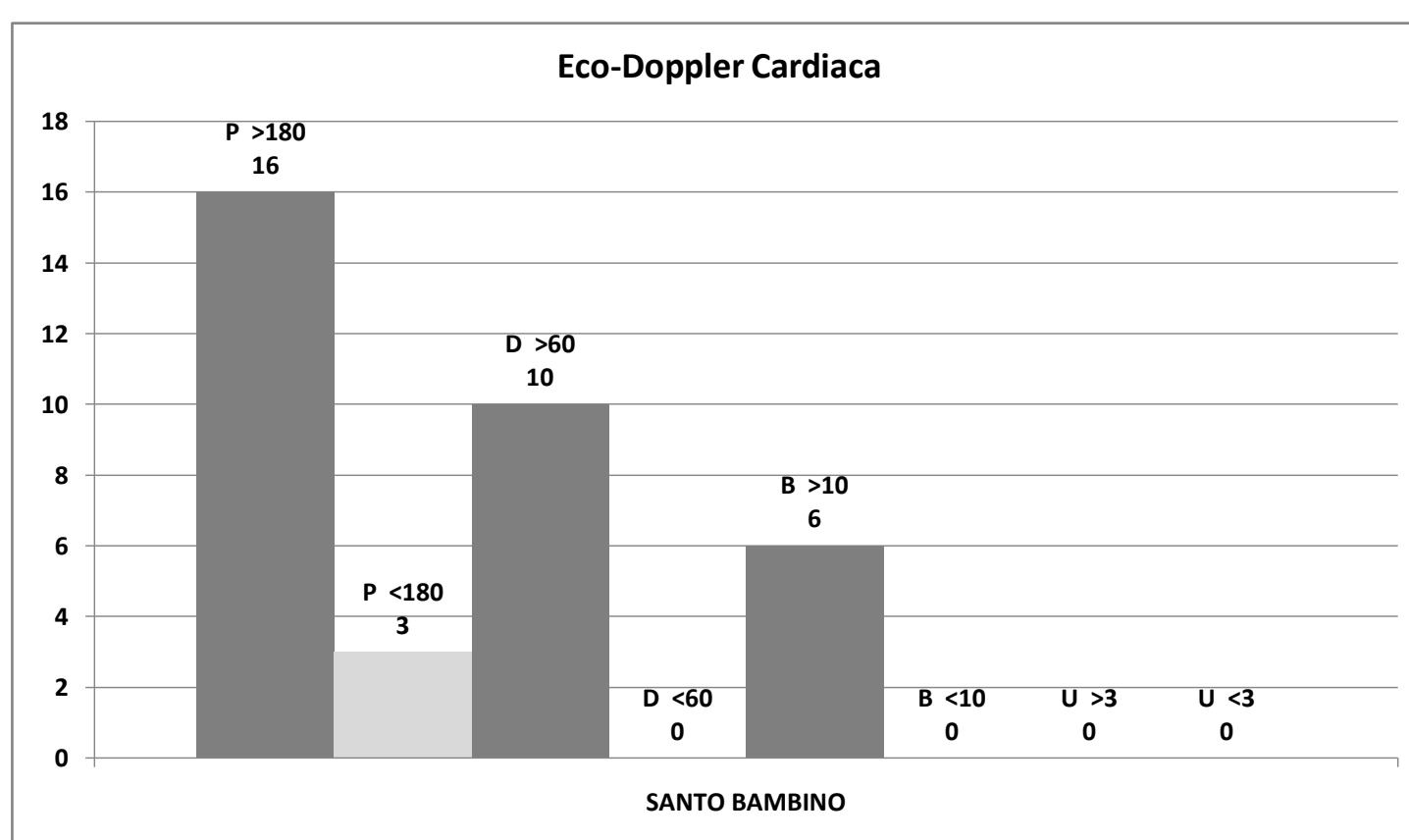
GASPARE RODOLICO			
P >180	0	#####	%
P <180	0	#####	%
P Tot	0		
D >60	0	#####	%
D <60	0	#####	%
D Tot	0		
B >10	0	#####	%
B <10	0	#####	%
B Tot	0		
U >3	0	#####	%
U <3	0	#####	%
U Tot	0		



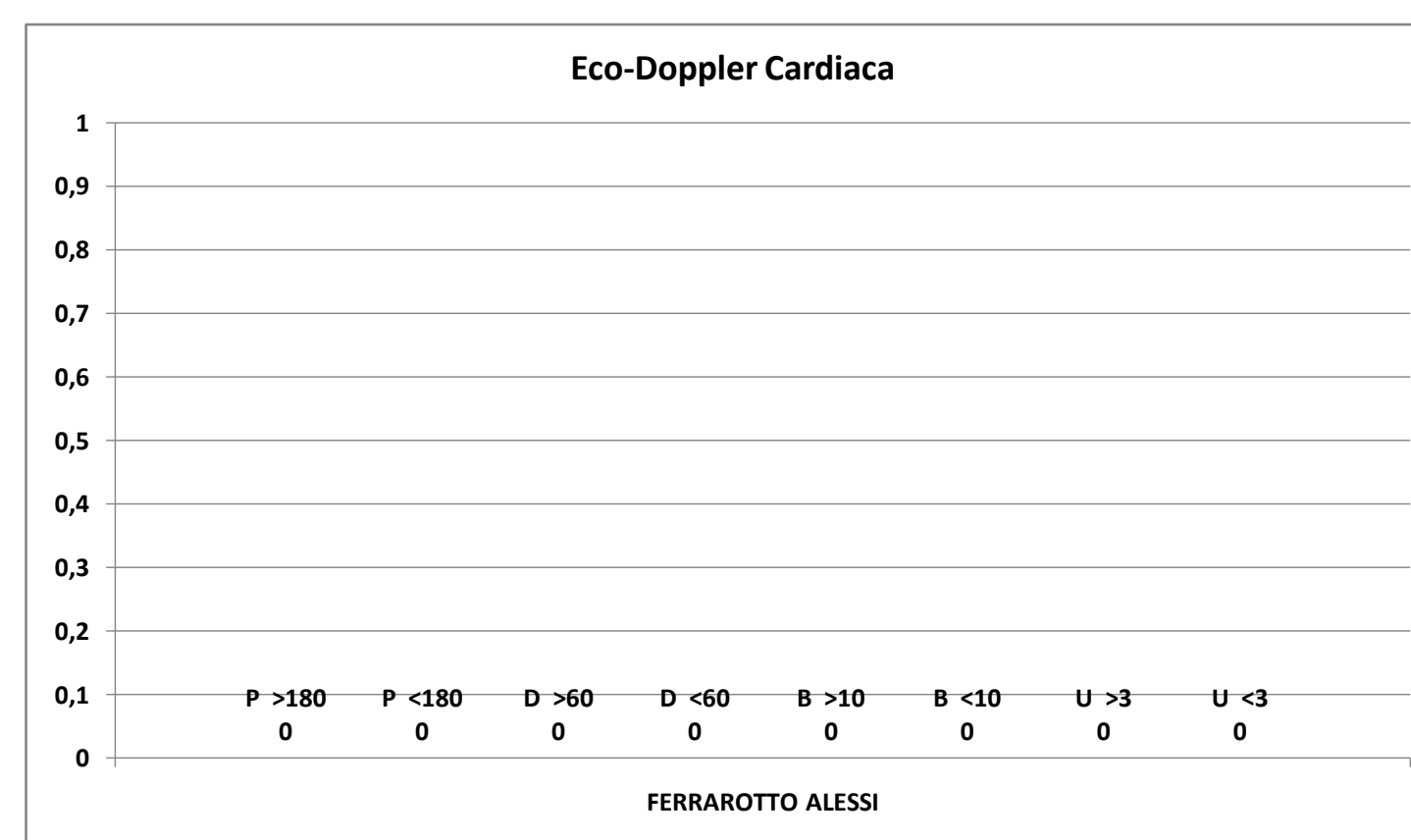
VITTORIO EMANUELE			
P >180	0	#####	%
P <180	0	#####	%
P Tot	0		
D >60	0	#####	%
D <60	0	#####	%
D Tot	0		
B >10	0	#####	%
B <10	0	#####	%
B Tot	0		
U >3	0	#####	%
U <3	0	#####	%
U Tot	0		



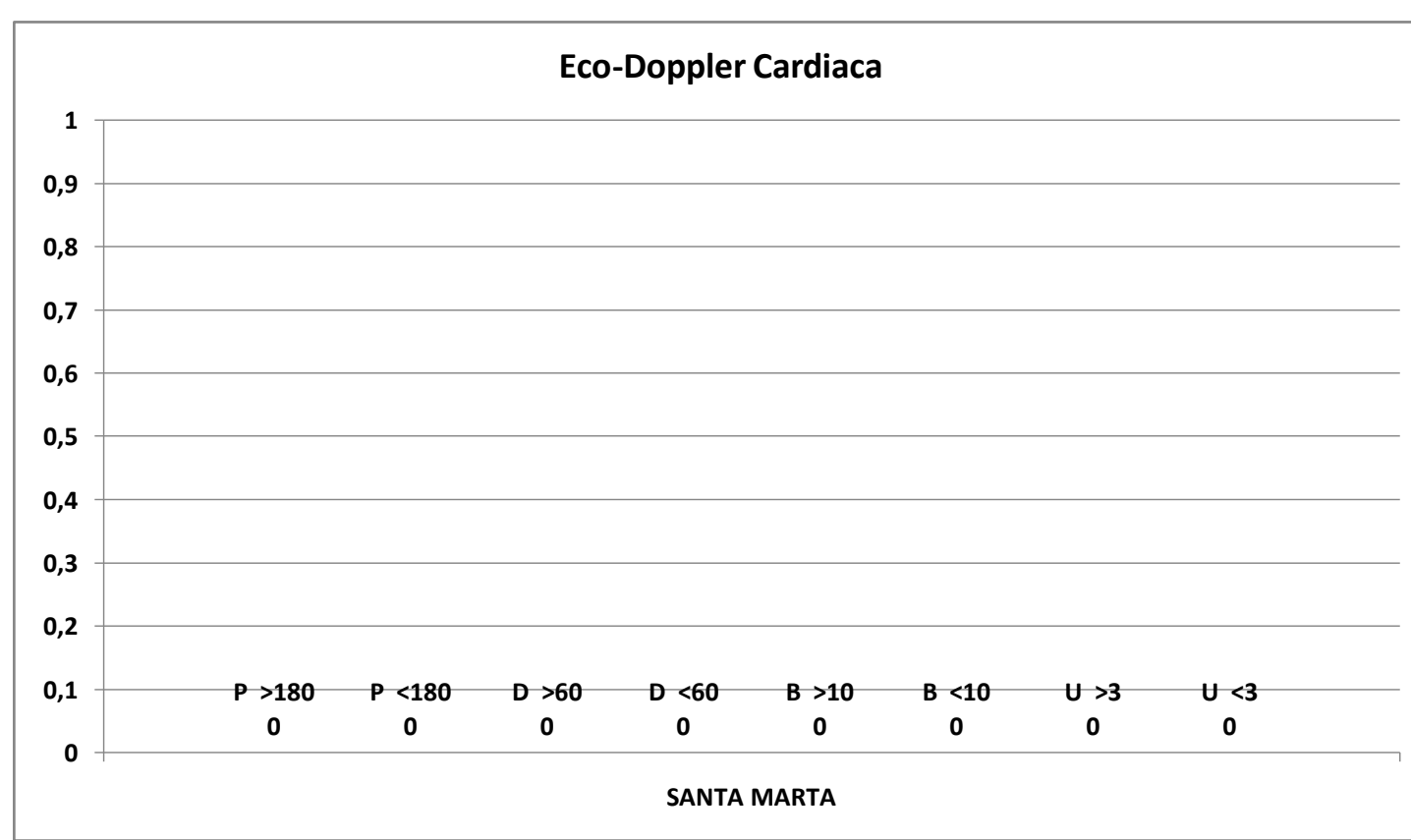
SANTO BAMBINO			
P >180	16	84,2	%
P <180	3	15,8	%
P Tot	19		
D >60	10	100,0	%
D <60	0	0,0	%
D Tot	10		
B >10	6	100,0	%
B <10	0	0,0	%
B Tot	6		
U >3	0	#####	%
U <3	0	#####	%
U Tot	0		



FERRAROTTO ALESSI			
P >180	0	#####	%
P <180	0	#####	%
P Tot	0		
D >60	0	#####	%
D <60	0	#####	%
D Tot	0		
B >10	0	#####	%
B <10	0	#####	%
B Tot	0		
U >3	0	#####	%
U <3	0	#####	%
U Tot	0		



SANTA MARTA			
P >180	0	#####	%
P <180	0	#####	%
P Tot	0		
D >60	0	#####	%
D <60	0	#####	%
D Tot	0		
B >10	0	#####	%
B <10	0	#####	%
B Tot	0		
U >3	0	#####	%
U <3	0	#####	%
U Tot	0		



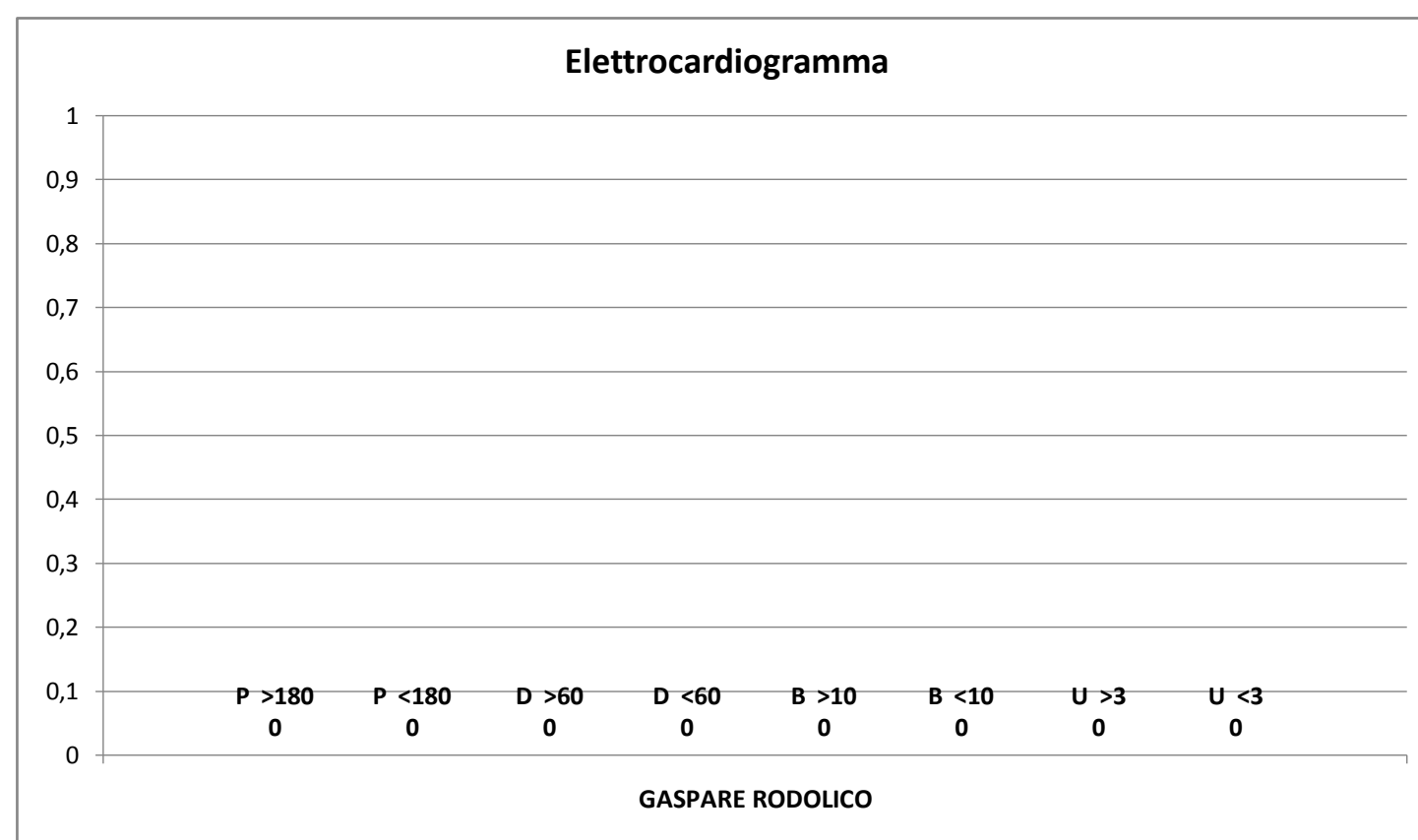
Tot. P:	19
Tot. D:	10
Tot. B:	6
Tot. U:	0
Tot. Prestazioni:	35
Tot. P >180:	16
Tot. D >60:	10
Tot. B >10:	6
Tot. U >3:	0
Tot. fuori tempo:	32

Il Responsabile del CUP – Aziendale
Dott. Maurilio DANZI

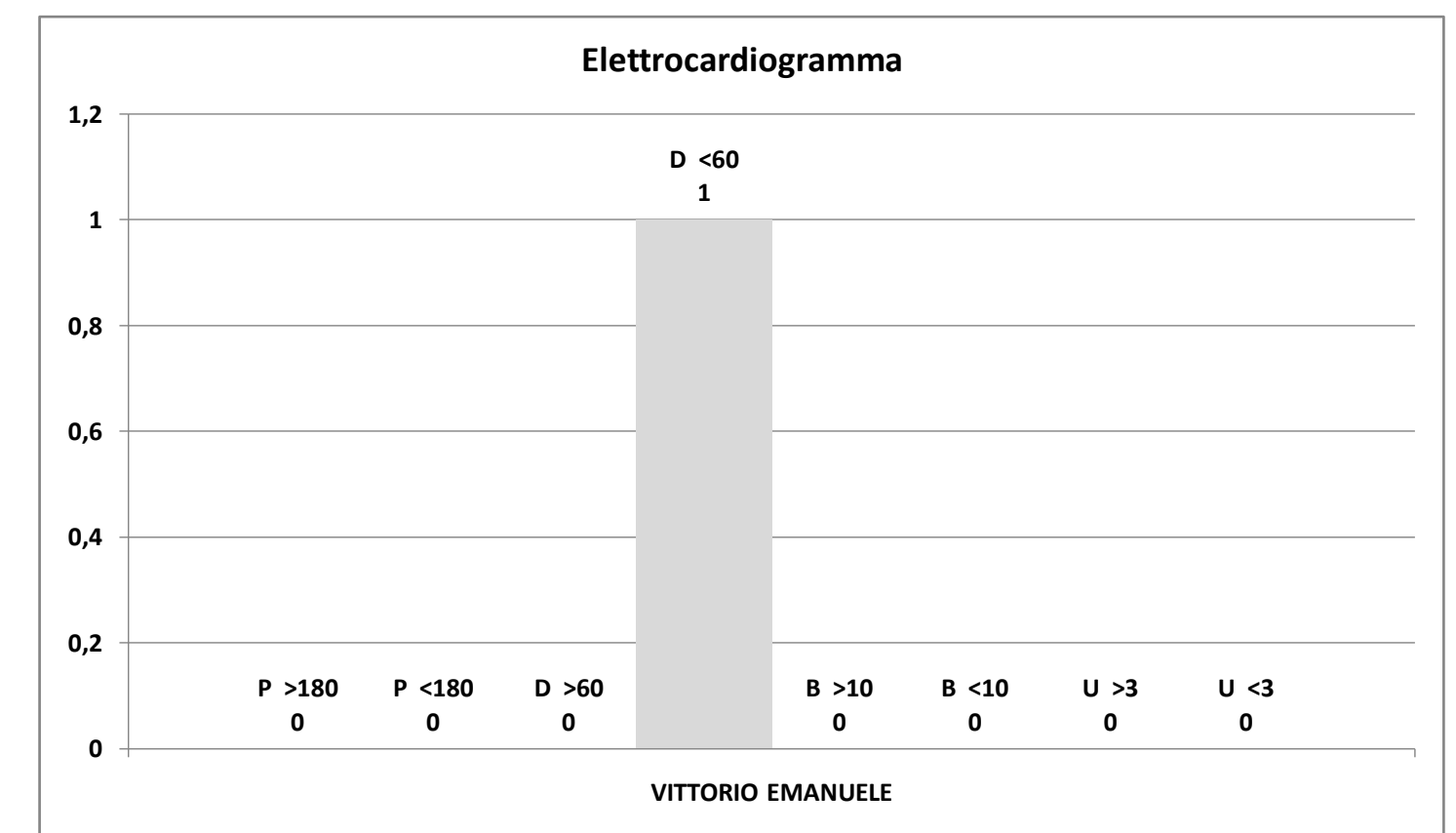
Rilevamento tempi d'attesa PRESTAZIONI CRITICHE, per codice priorità e per Presidi:

giugno/2014

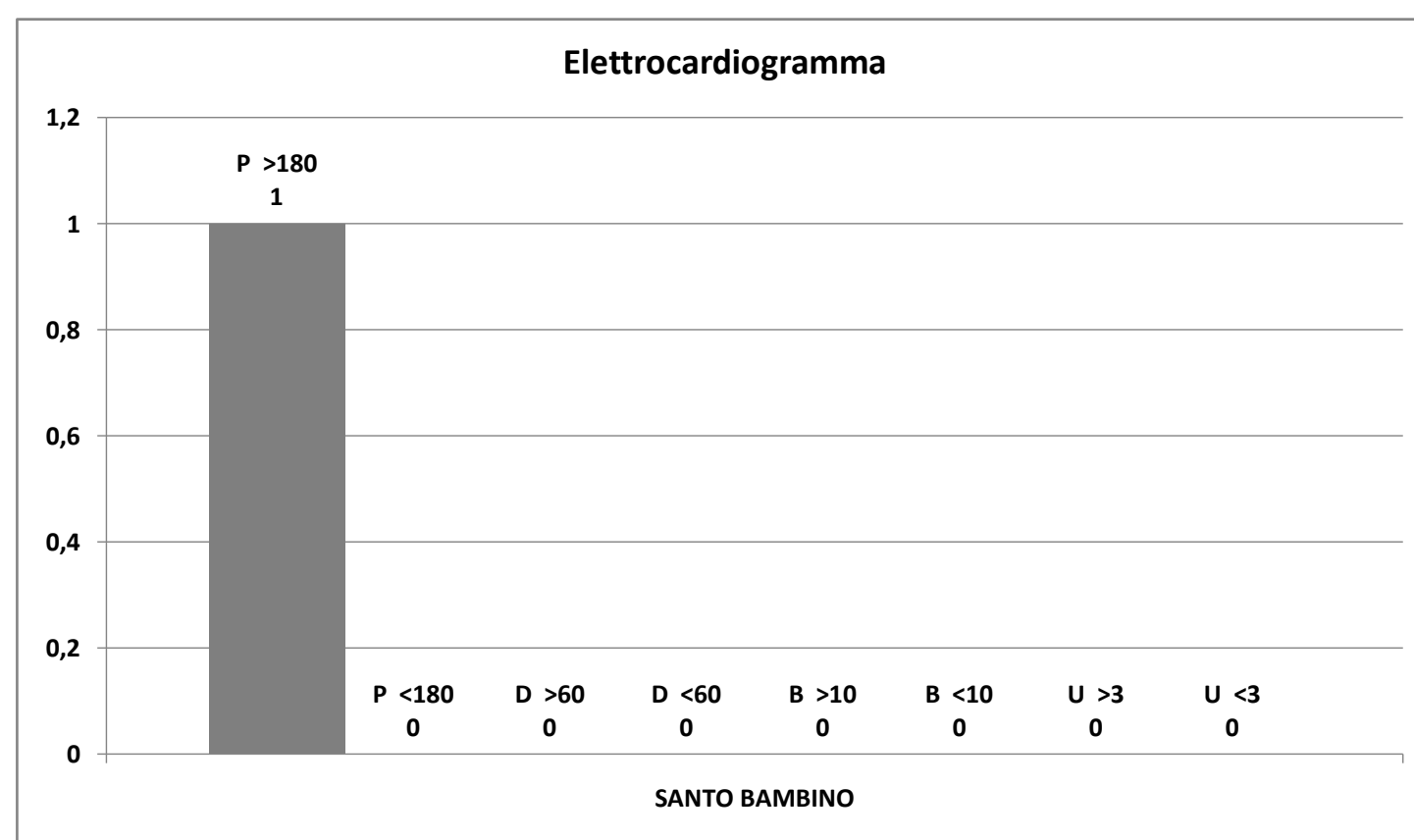
GASPARE RODOLICO			
P >180	0	#####	%
P <180	0	#####	%
P Tot	0		
D >60	0	#####	%
D <60	0	#####	%
D Tot	0		
B >10	0	#####	%
B <10	0	#####	%
B Tot	0		
U >3	0	#####	%
U <3	0	#####	%
U Tot	0		



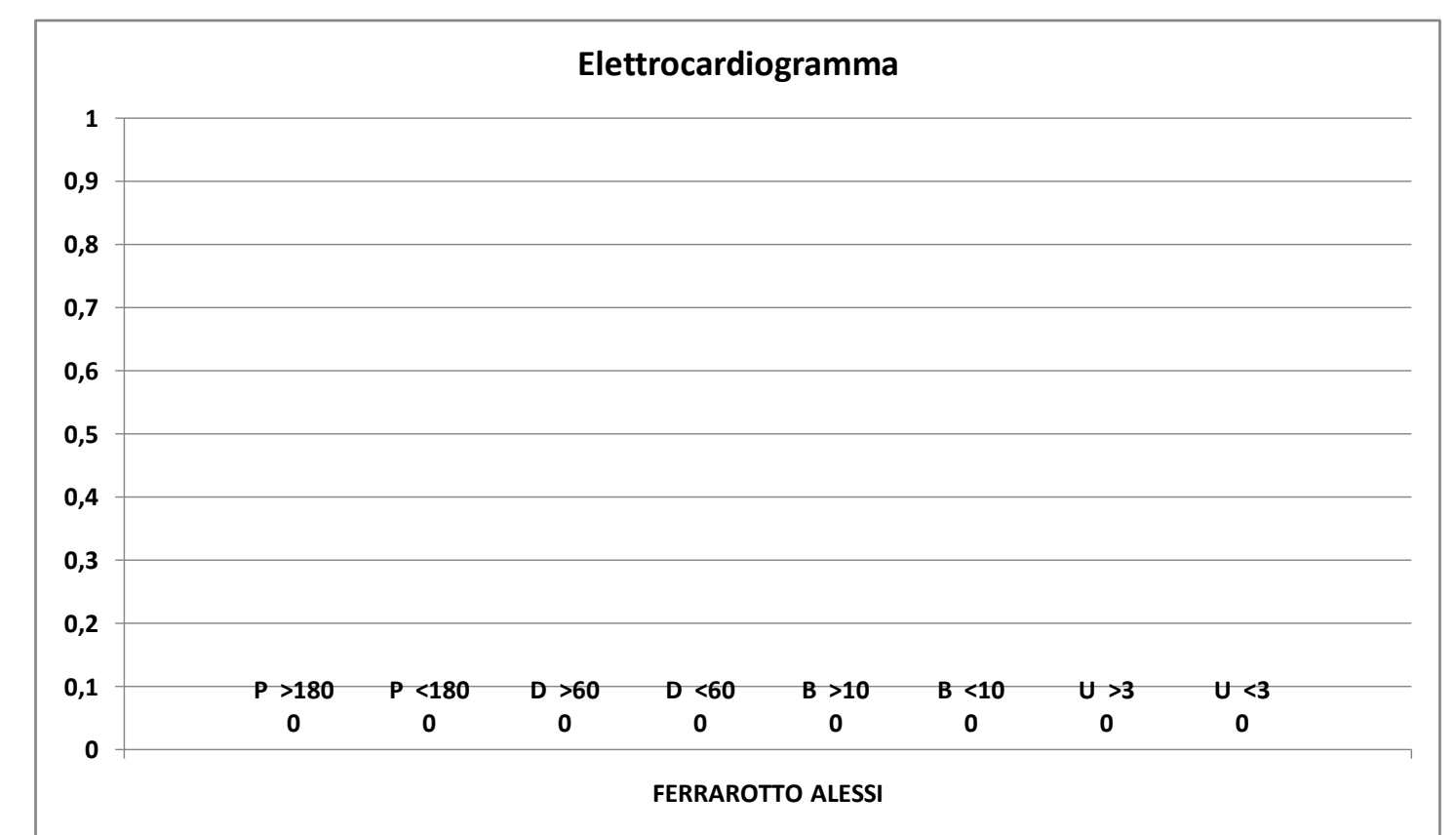
VITTORIO EMANUELE			
P >180	0	#####	%
P <180	0	#####	%
P Tot	0		
D >60	0	0,0	%
D <60	1	100,0	%
D Tot	1		
B >10	0	#####	%
B <10	0	#####	%
B Tot	0		
U >3	0	#####	%
U <3	0	#####	%
U Tot	0		



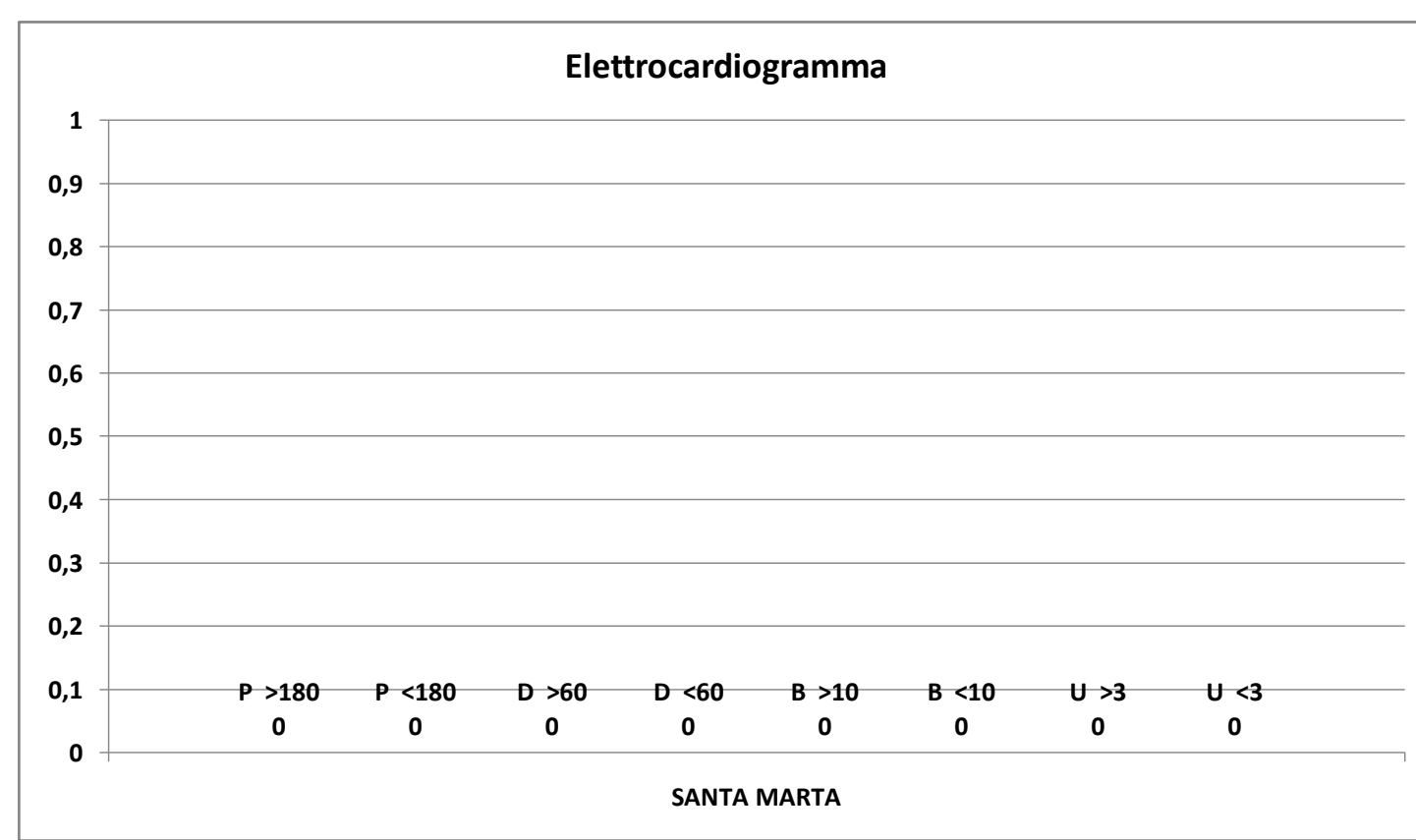
SANTO BAMBINO			
P >180	1	100,0	%
P <180	0	0,0	%
P Tot	1		
D >60	0	#####	%
D <60	0	#####	%
D Tot	0		
B >10	0	#####	%
B <10	0	#####	%
B Tot	0		
U >3	0	#####	%
U <3	0	#####	%
U Tot	0		



FERRAROTTO ALESSI			
P >180	0	#####	%
P <180	0	#####	%
P Tot	0		
D >60	0	#####	%
D <60	0	#####	%
D Tot	0		
B >10	0	#####	%
B <10	0	#####	%
B Tot	0		
U >3	0	#####	%
U <3	0	#####	%
U Tot	0		



SANTA MARTA			
P >180	0	#####	%
P <180	0	#####	%
P Tot	0		
D >60	0	#####	%
D <60	0	#####	%
D Tot	0		
B >10	0	#####	%
B <10	0	#####	%
B Tot	0		
U >3	0	#####	%
U <3	0	#####	%
U Tot	0		



Tot. P:	1
Tot. D:	1
Tot. B:	0
Tot. U:	0
Tot. Prestazioni:	2
Tot. P >180:	1
Tot. D >60:	0
Tot. B >10:	0
Tot. U >3:	0
Tot. fuori tempo:	1

Il Responsabile del CUP – Aziendale
Dott. Maurilio DANZI