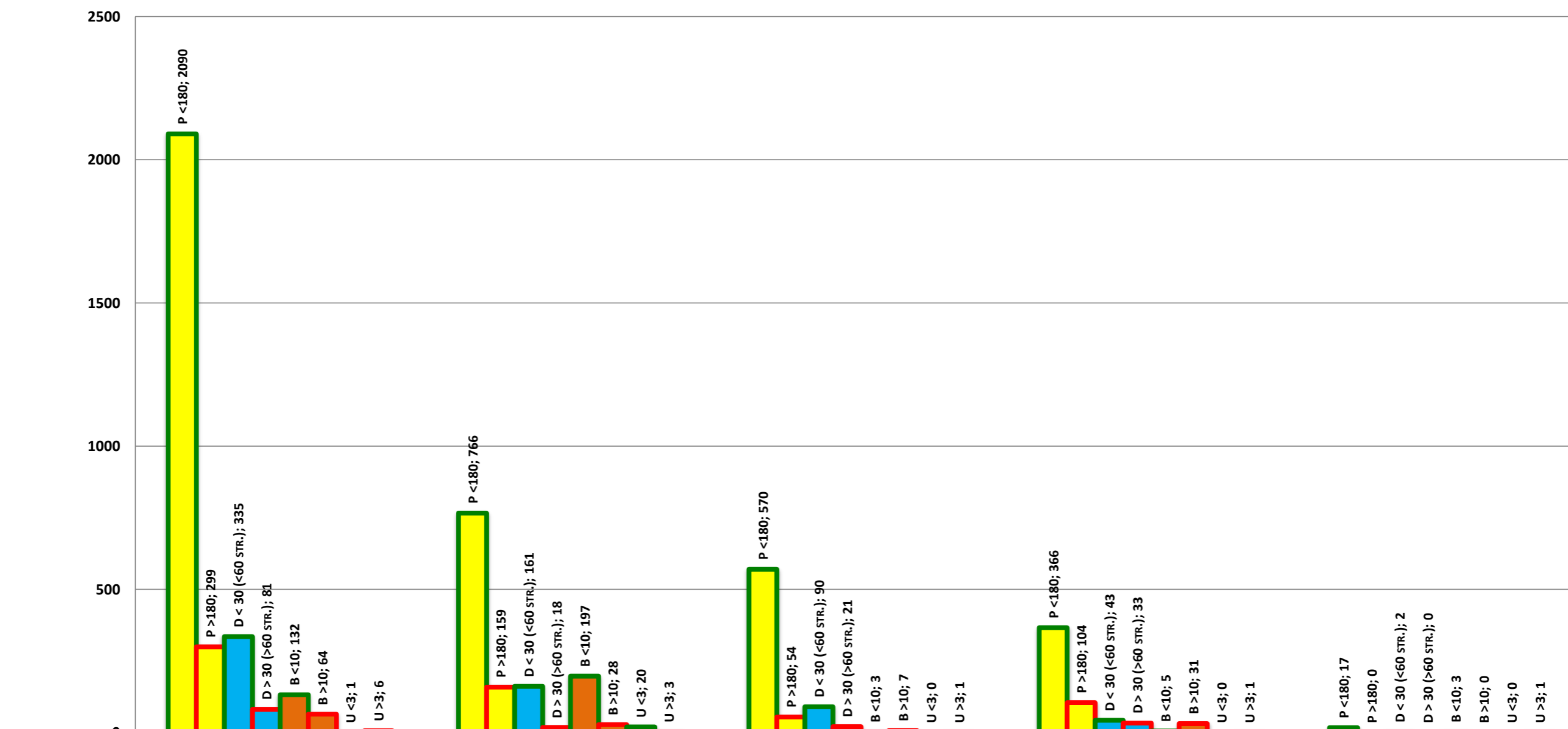


## CUP - Aziendale

### Rilevamento Tempi d'Attesa Prestazioni Critiche

<b>marzo-2014</b>		<b>Presidi Ospedalieri</b>						<b>Totali</b>	
		<b>G. Rodolico</b>	<b>V. Emanuele</b>	<b>S. Marta</b>	<b>S. Bambino</b>	<b>Ferrarotto</b>			
<b>Classi di priorità</b>	<b>P &lt;180</b>	2090	766	570	366	17	Tot. (<180) = 3809	86 %	
	<b>P &gt;180</b>	299	159	54	104	0	Tot. (>180) = 616	14 %	
	<b>Tot. P (per P.O.)</b>	<b>2389</b>	<b>925</b>	<b>624</b>	<b>470</b>	<b>17</b>	<b>Tot. = 4425</b>	100 %	
	<b>D &lt; 30 (&lt;60 str.)</b>	335	161	90	43	2	Tot. (<30/<60) = 631	80 %	
	<b>D &gt; 30 (&gt;60 str.)</b>	81	18	21	33	0	Tot. (>30/>60) = 153	20 %	
	<b>Tot. D (per P.O.)</b>	<b>416</b>	<b>179</b>	<b>111</b>	<b>76</b>	<b>2</b>	<b>Tot. = 784</b>	100 %	
	<b>B &lt;10</b>	132	197	3	5	3	Tot. (<10) = 340	72 %	
	<b>B &gt;10</b>	64	28	7	31	0	Tot. (>10) = 130	28 %	
	<b>Tot. B (per P.O.)</b>	<b>196</b>	<b>225</b>	<b>10</b>	<b>36</b>	<b>3</b>	<b>Tot. = 470</b>	100 %	
	<b>U &lt;3</b>	1	20	0	0	0	Tot. (<3) = 21	64 %	
	<b>U &gt;3</b>	6	3	1	1	1	Tot. (>3) = 12	36 %	
<b>Tot. U (per P.O.)</b>	<b>7</b>	<b>23</b>	<b>1</b>	<b>1</b>	<b>1</b>	<b>Tot. = 33</b>	100 %		

## RILEVAMENTO TEMPI D'ATTESA PRESTAZIONI CRITICHE

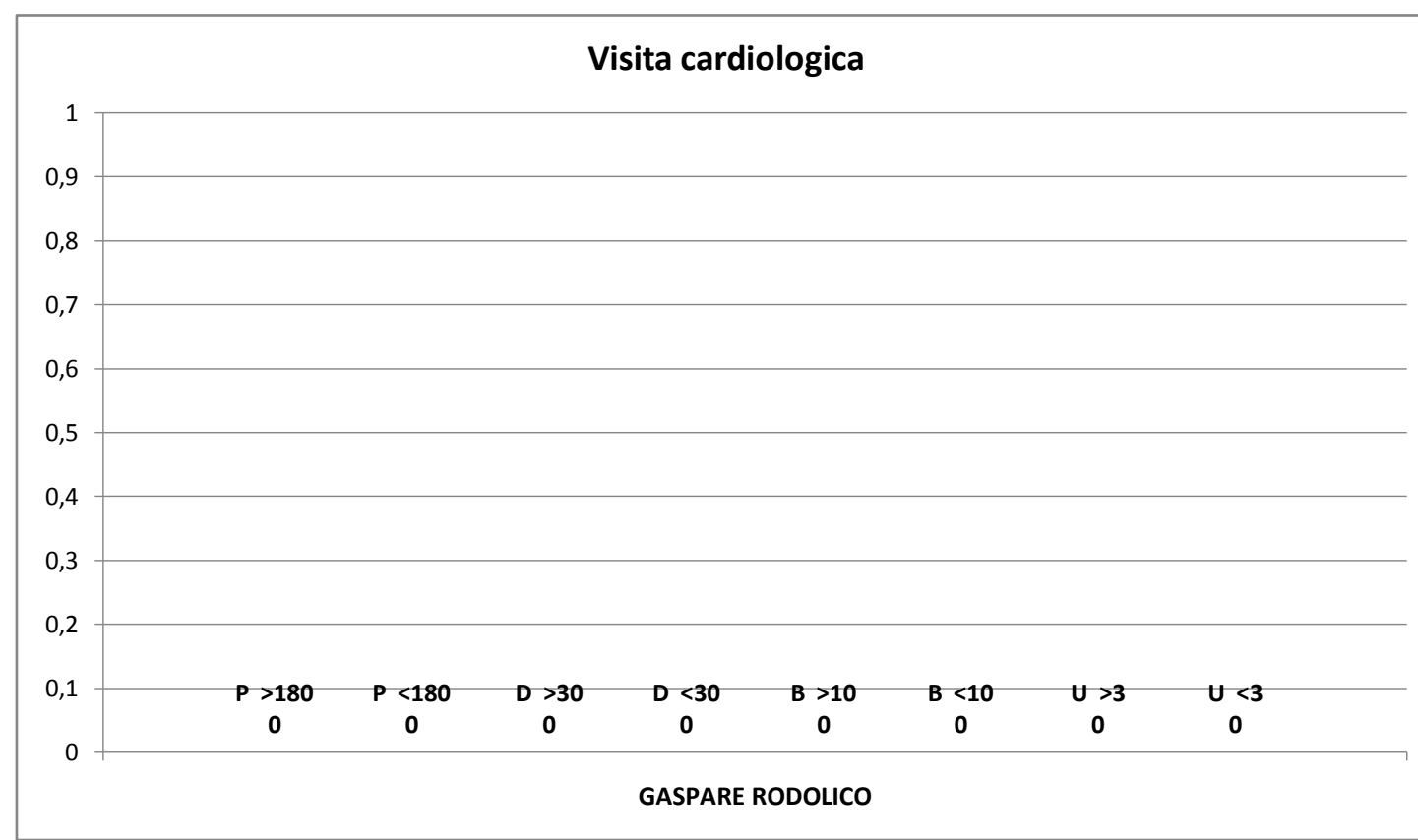


	G. RODOLICO	V. EMANUELE	S. MARTA	S. BAMBINO	FERRAROTTO
■ P < 180	2090	766	570	366	17
■ P > 180	299	159	54	104	0
■ D < 30 (<60 STR.)	335	161	90	43	2
■ D > 30 (>60 STR.)	81	18	21	33	0
■ B < 10	132	197	3	5	3
■ B > 10	64	28	7	31	0
■ U < 3	1	20	0	0	0
■ U > 3	6	3	1	1	1

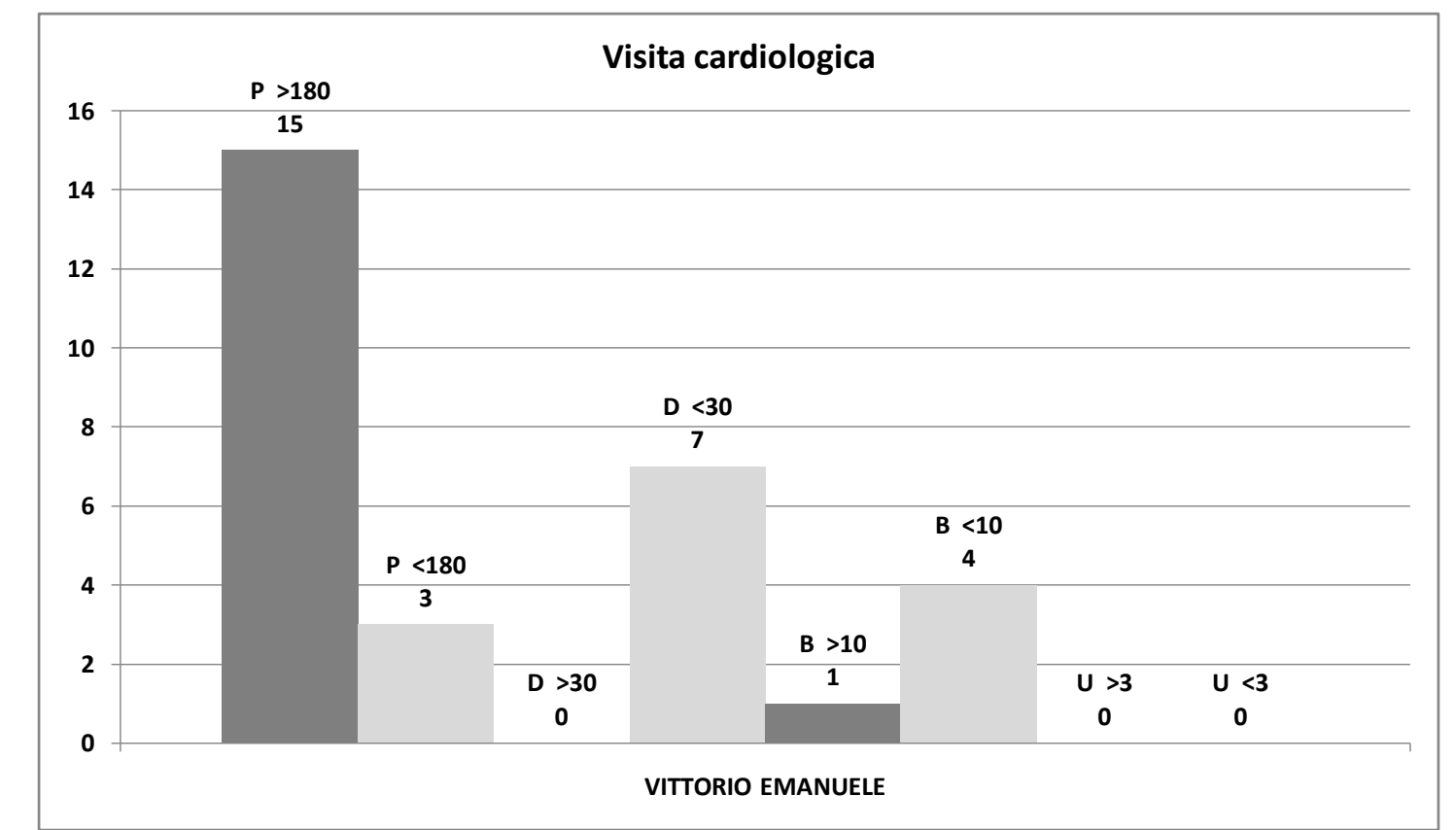
<b>MONITORAGGIO PRESTAZIONI AMBULATORIALI CRITICHE PRENOTATE NEL MESE DI marzo/14</b>								
Cod. Regionali Prestazioni	Prestazioni Ambulatoriali	Tot. Prest. con cod. B e D	Tot. Prest. con cod. U	Tot. Prest. con cod. U (> 3 gg.)	Tot. Prest. con cod. B (> 10 gg.)	Tot. Prest. Con cod. D (> 30 gg. Vis. - >60 Str.)	Tot. Prest. con cod. P	Tot. Prest. con cod. P (> 180 gg.)
89.7	Visita cardiologica	21	0	0	8	2	51	36
89.7	Visita chirurgia vascolare	8	1	1	0	0	30	1
89.7	Visita endocrinologica	91	2	2	29	26	304	48
89.13	Visita neurologica	59	0	0	10	2	125	6
95.02	Visita oculistica	174	3	3	9	42	802	199
89.26	Visita ginecologica	57	0	0	14	13	147	15
89.7	Visita otorinolaringoiatrica	208	22	2	2	1	403	0
89.7	Visita urologica	56	1	1	6	2	186	25
89.7	Visita dermatologica	165	2	1	9	0	935	0
89.7	Visita fisiatrica	101	0	0	1	0	98	0
89.7	Visita gastroenterologica	67	2	2	9	18	161	1
89.7	Visita oncologica	1	0	0	0	1	25	0
89.7	Visita pneumologica	23	0	0	4	6	128	2
87.37.1 - 87.37.2	Mammografia	6	0	0	1	0	147	0
88.71.4	Ecografia capo e collo	37	0	0	8	5	156	58
88.72.3	Ecocolordoppler cardiaca	23	0	0	5	16	28	25
88.73.5	Ecocolor doppler dei tronchi sovraaortici	19	0	0	2	2	100	20
88.77.2	Ecocolor doppler dei vasi periferici	29	0	0	2	0	106	9
88.74.1 - 88.75.1 - 88.76.1	Ecografia addome	30	0	0	0	4	88	36
88.73.1 - 88.73.2	Ecografia mammella	35	0	0	8	10	133	102
88.78 - 88.78.2	Ecografia ostetrica-ginecologica	7	0	0	2	0	60	23
45.23 - 45.25 - 45.42	Colonscopia	0	0	0	0	0	0	0
45.13 - 45.16	Esofagogastroduodenoscopia	0	0	0	0	0	0	0
89.52	Elettrocardiogramma	1	0	0	0	1	5	5
89.50	Elettrocardiogramma dinamico (Holter)	0	0	0	0	0	0	0
95.41.1	Audiometria	7	0	0	0	0	83	0
89.37.1 - 89.37.2	Spirometria	26	0	0	1	1	119	2
95.09.1	Fondo oculare	3	0	0	0	1	5	3

Rilevamento tempi d'attesa PRESTAZIONI CRITICHE per codice priorità e per Presidi **marzo/2014**

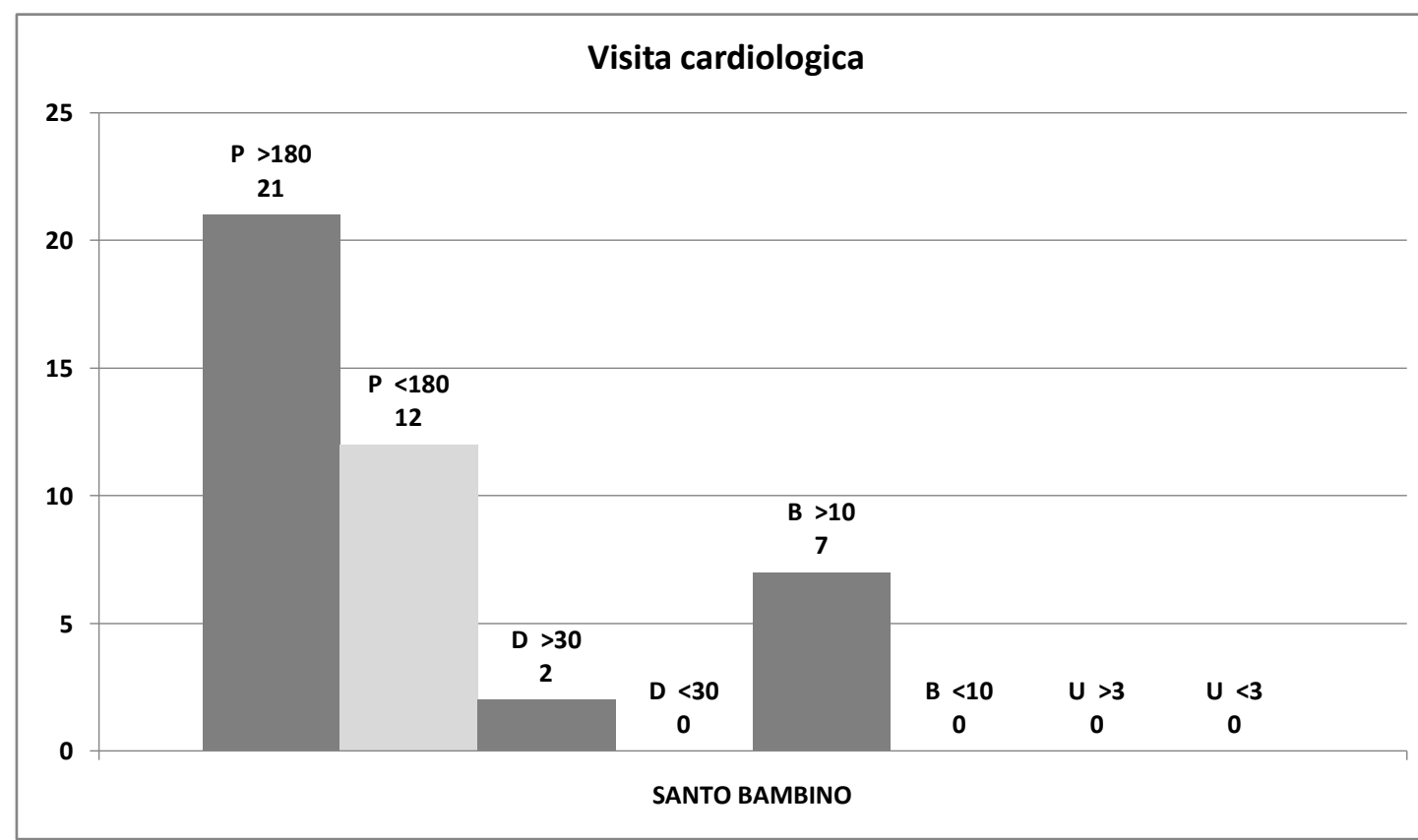
GASPARE RODOLICO			
P >180	0	#####	%
P <180	0	#####	%
P Tot	0		
D >30	0	#####	%
D <30	0	#####	%
D Tot	0		
B >10	0	#####	%
B <10	0	#####	%
B Tot	0		
U >3	0	#####	%
U <3	0	#####	%
U Tot	0		



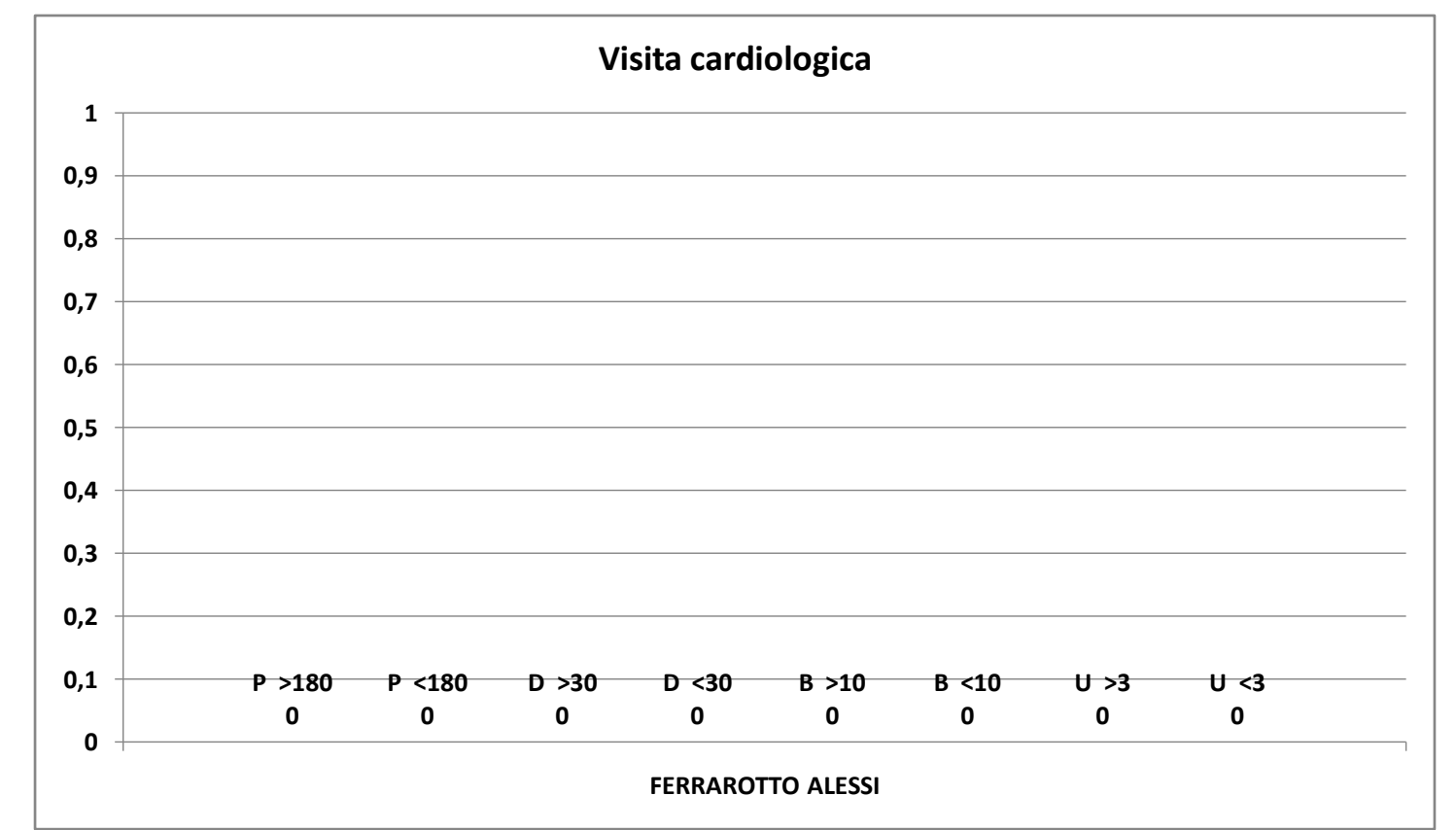
VITTORIO EMANUELE			
P >180	15	83,3	%
P <180	3	16,7	%
P Tot	18		
D >30	0	0,0	%
D <30	7	100,0	%
D Tot	7		
B >10	1	20,0	%
B <10	4	80,0	%
B Tot	5		
U >3	0	#####	%
U <3	0	#####	%
U Tot	0		



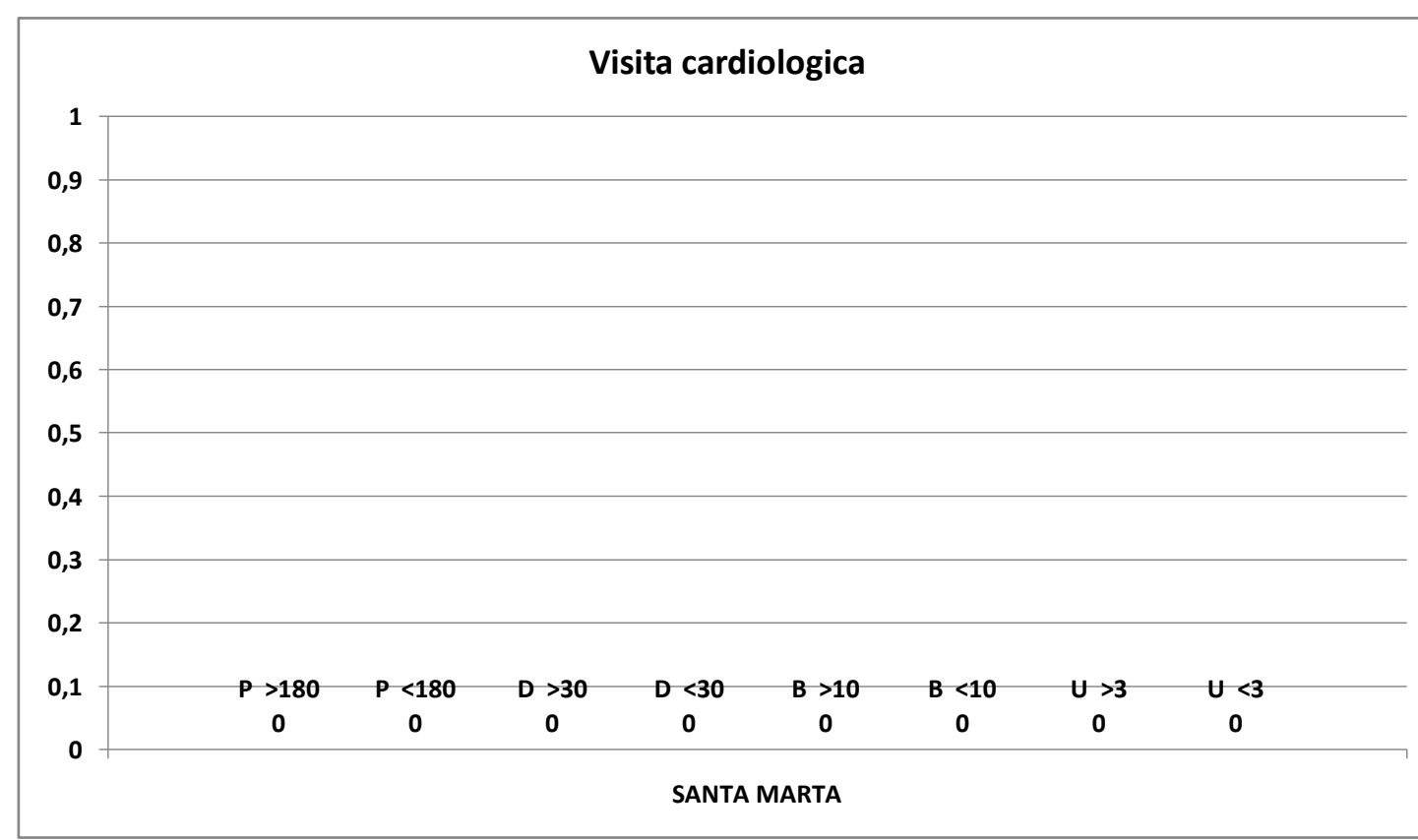
SANTO BAMBINO			
P >180	21	63,6	%
P <180	12	36,4	%
P Tot	33		
D >30	2	100,0	%
D <30	0	0,0	%
D Tot	2		
B >10	7	100,0	%
B <10	0	0,0	%
B Tot	7		
U >3	0	#####	%
U <3	0	#####	%
U Tot	0		



FERRAROTTO ALESSI			
P >180	0	#####	%
P <180	0	#####	%
P Tot	0		
D >30	0	#####	%
D <30	0	#####	%
D Tot	0		
B >10	0	#####	%
B <10	0	#####	%
B Tot	0		
U >3	0	#####	%
U <3	0	#####	%
U Tot	0		



SANTA MARTA			
P >180	0	#####	%
P <180	0	#####	%
P Tot	0		
D >30	0	#####	%
D <30	0	#####	%
D Tot	0		
B >10	0	#####	%
B <10	0	#####	%
B Tot	0		
U >3	0	#####	%
U <3	0	#####	%
U Tot	0		

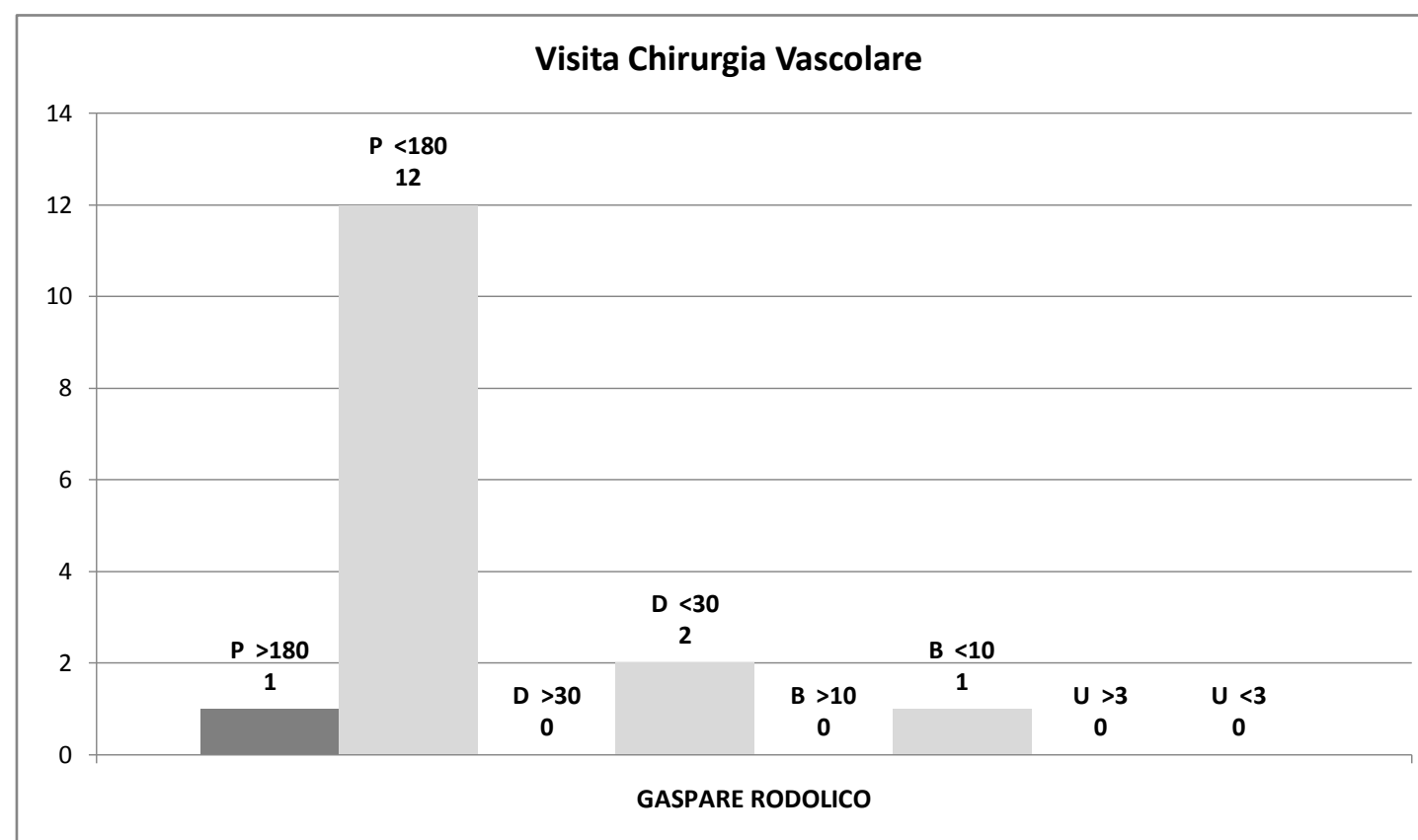


Tot. P:	51
Tot. D:	9
Tot. B:	12
Tot. U:	0
Tot. Prestazioni:	72
Tot. P >180:	36
Tot. D >30:	2
Tot. B >10:	8
Tot. U >3:	0
Tot. fuori tempo:	46

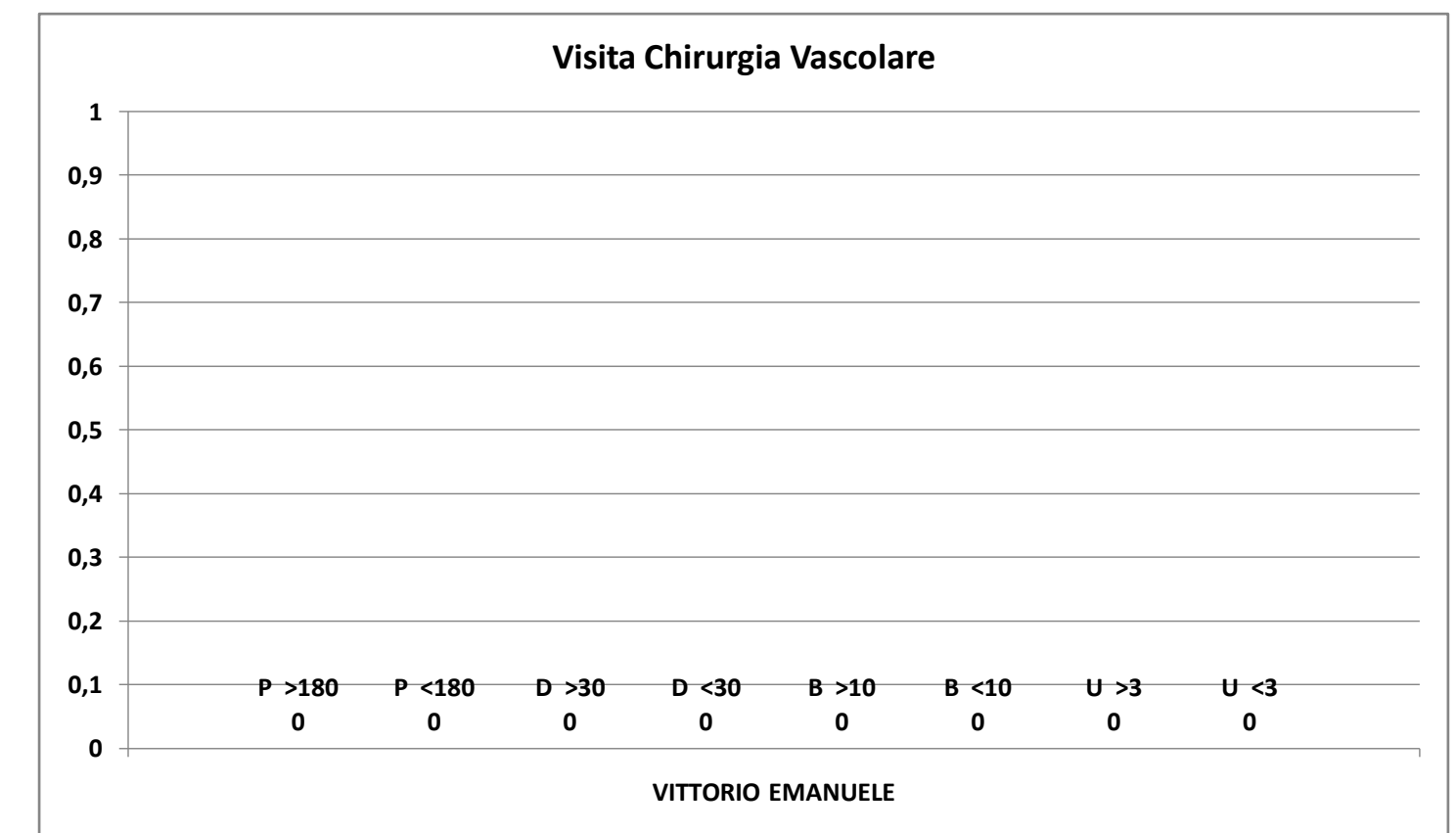
Il Responsabile del CUP – Aziendale  
Dott. Maurilio DANZI

Rilevamento tempi d'attesa PRESTAZIONI CRITICHE per codice priorità e per Presidi **marzo/2014**

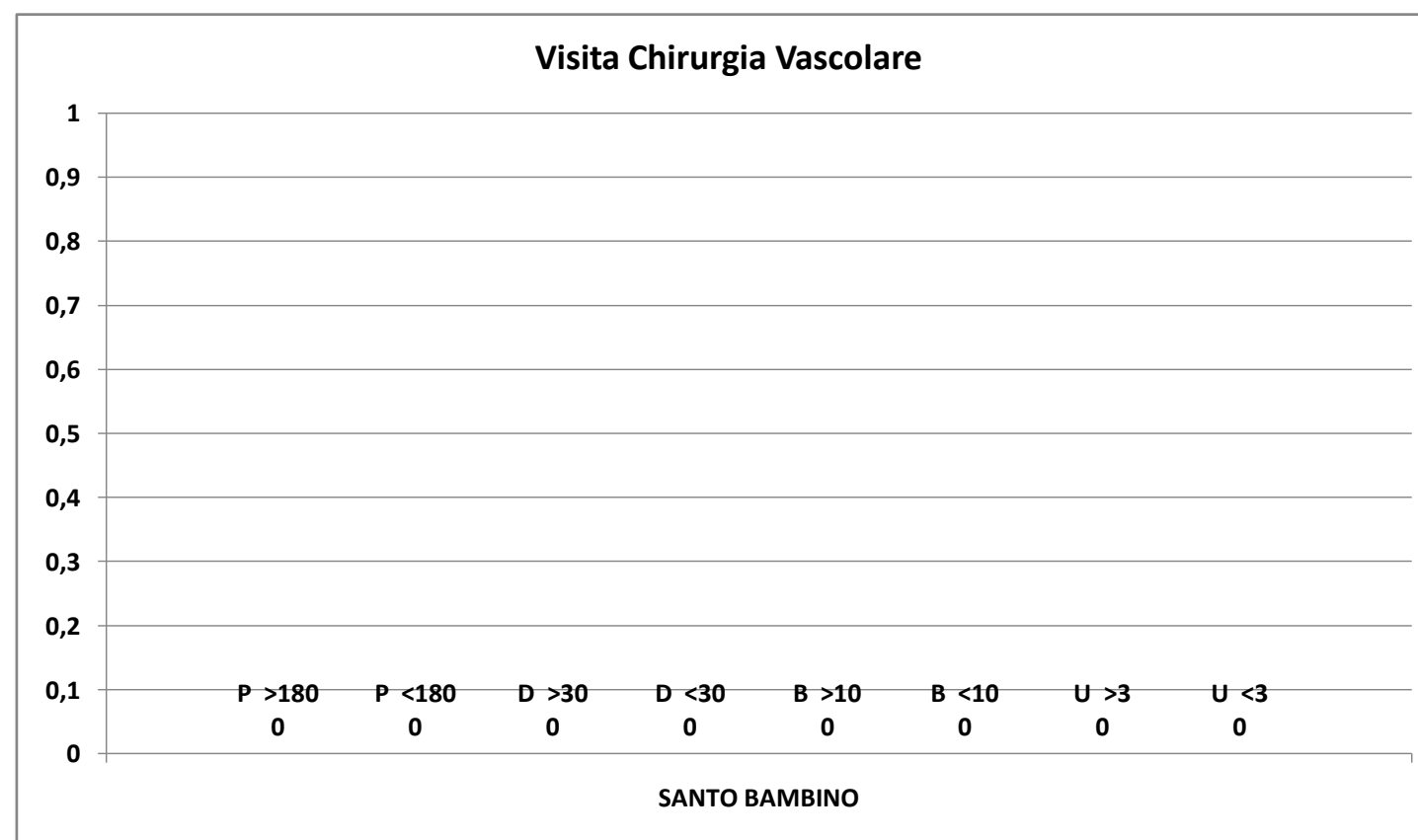
GASPARE RODOLICO			
P >180	1	7,7	%
P <180	12	92,3	%
P Tot	13		
D >30	0	0,0	%
D <30	2	100,0	%
D Tot	2		
B >10	0	0,0	%
B <10	1	100,0	%
B Tot	1		
U >3	0	#####	%
U <3	0	#####	%
U Tot	0		



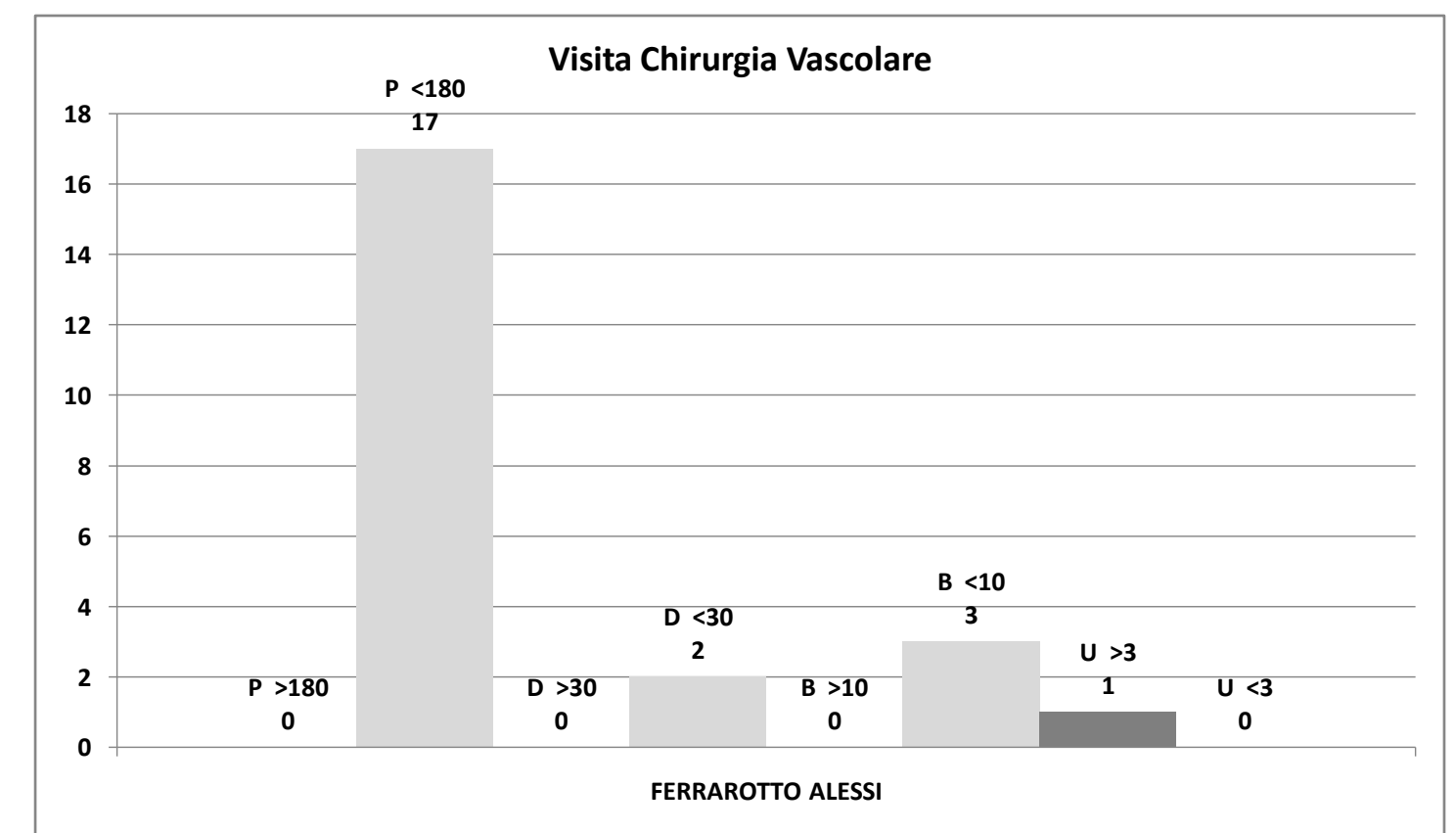
VITTORIO EMANUELE			
P >180	0	#####	%
P <180	0	#####	%
P Tot	0		
D >30	0	#####	%
D <30	0	#####	%
D Tot	0		
B >10	0	#####	%
B <10	0	#####	%
B Tot	0		
U >3	0	#####	%
U <3	0	#####	%
U Tot	0		



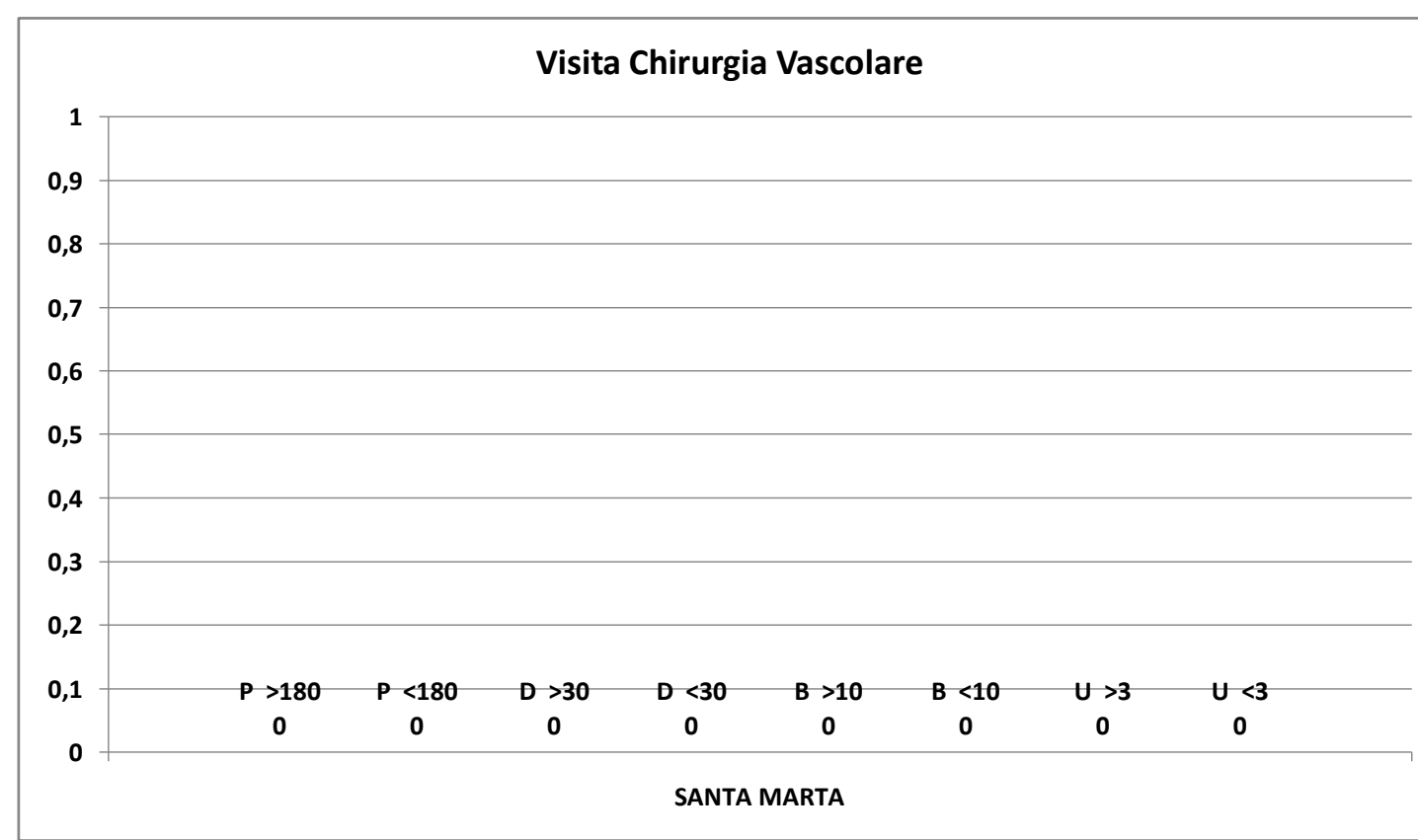
SANTO BAMBINO			
P >180	0	#####	%
P <180	0	#####	%
P Tot	0		
D >30	0	#####	%
D <30	0	#####	%
D Tot	0		
B >10	0	#####	%
B <10	0	#####	%
B Tot	0		
U >3	0	#####	%
U <3	0	#####	%
U Tot	0		



FERRAROTTO ALESSI			
P >180	0	0,0	%
P <180	17	100,0	%
P Tot	17		
D >30	0	0,0	%
D <30	2	100,0	%
D Tot	2		
B >10	0	0,0	%
B <10	3	100,0	%
B Tot	3		
U >3	1	100,0	%
U <3	0	0,0	%
U Tot	1		



SANTA MARTA			
P >180	0	#####	%
P <180	0	#####	%
P Tot	0		
D >30	0	#####	%
D <30	0	#####	%
D Tot	0		
B >10	0	#####	%
B <10	0	#####	%
B Tot	0		
U >3	0	#####	%
U <3	0	#####	%
U Tot	0		

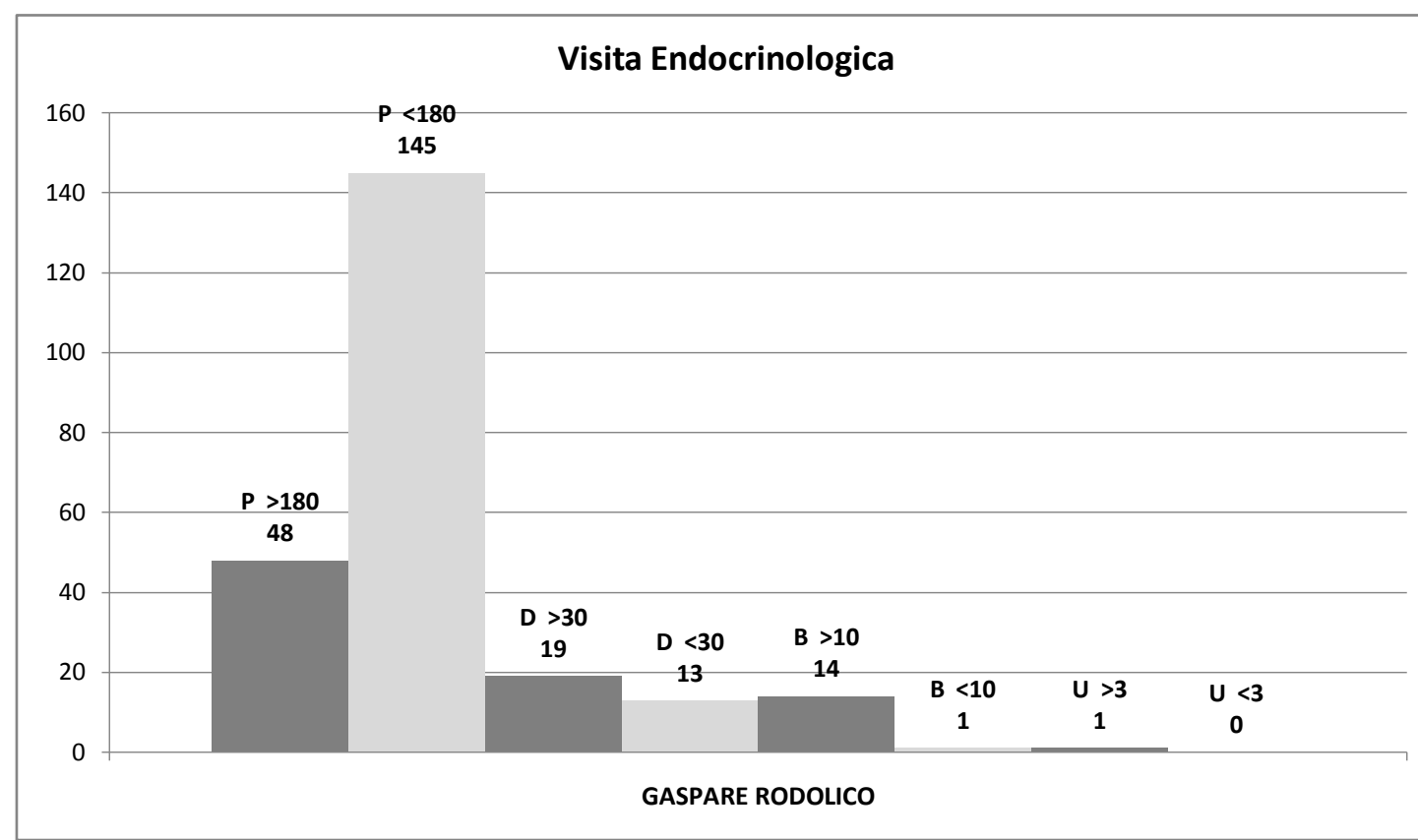


Tot. P:	30
Tot. D:	4
Tot. B:	4
Tot. U:	1
Tot. Prestazioni:	39
Tot. P >180:	1
Tot. D >30:	0
Tot. B >10:	0
Tot. U >3:	1
Tot. fuori tempo:	2

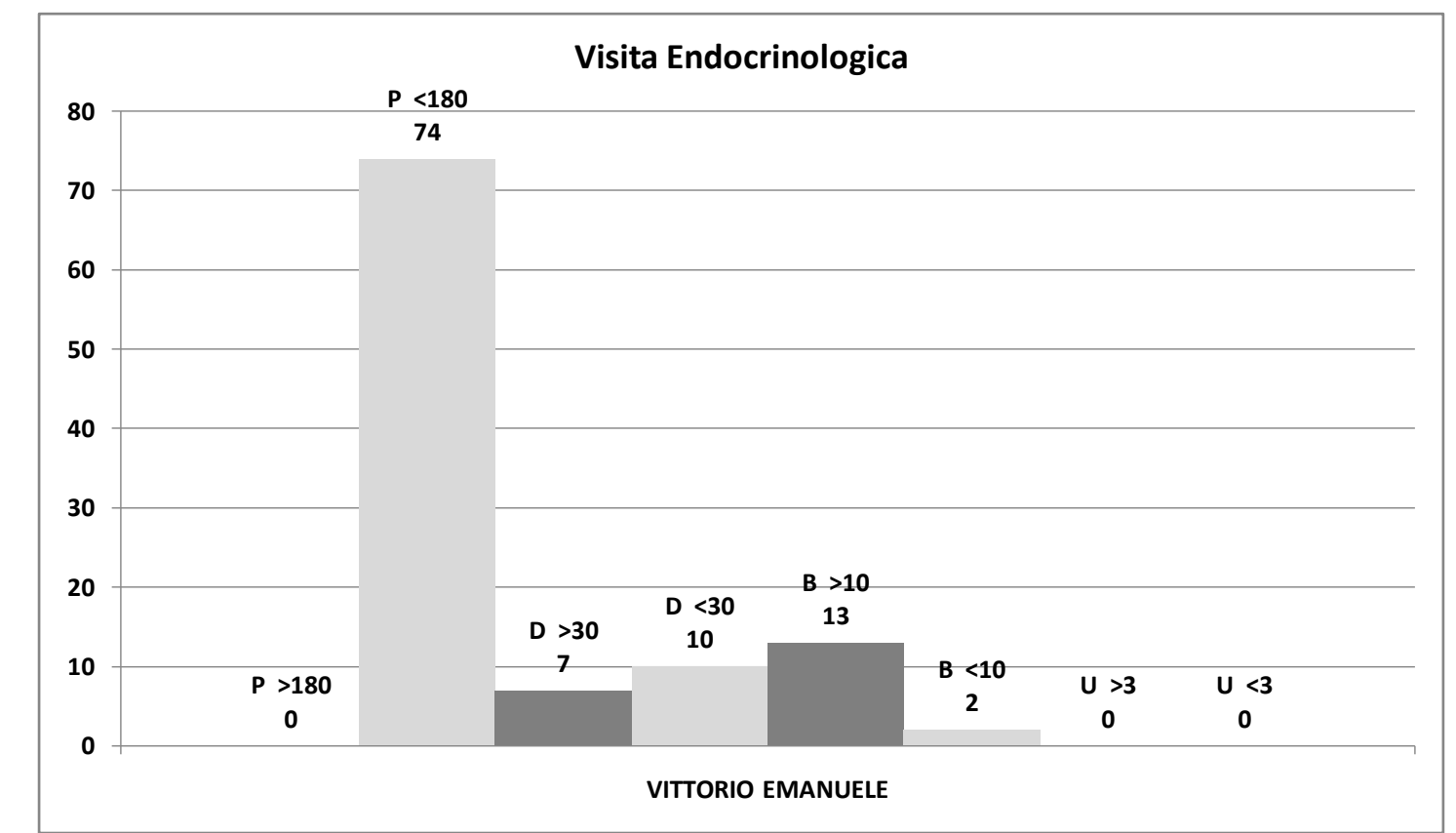
Il Responsabile del CUP – Aziendale  
Dott. Maurilio DANZI

Rilevamento tempi d'attesa PRESTAZIONI CRITICHE per codice priorità e per Presidi **marzo/2014**

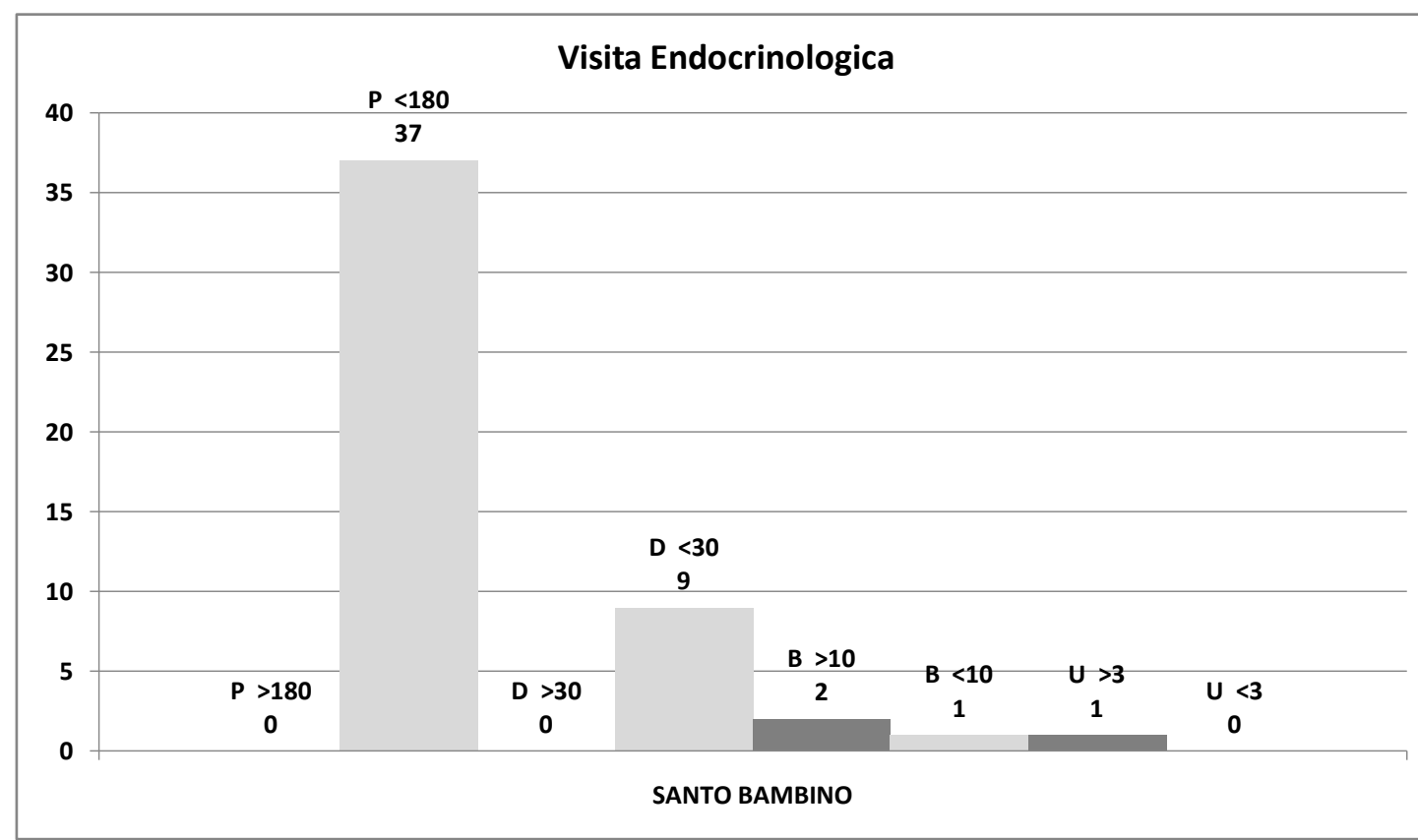
GASPARE RODOLICO			
P >180	48	24,9	%
P <180	145	75,1	%
P Tot	193		
D >30	19	59,4	%
D <30	13	40,6	%
D Tot	32		
B >10	14	93,3	%
B <10	1	6,7	%
B Tot	15		
U >3	1	100,0	%
U <3	0	0,0	%
U Tot	1		



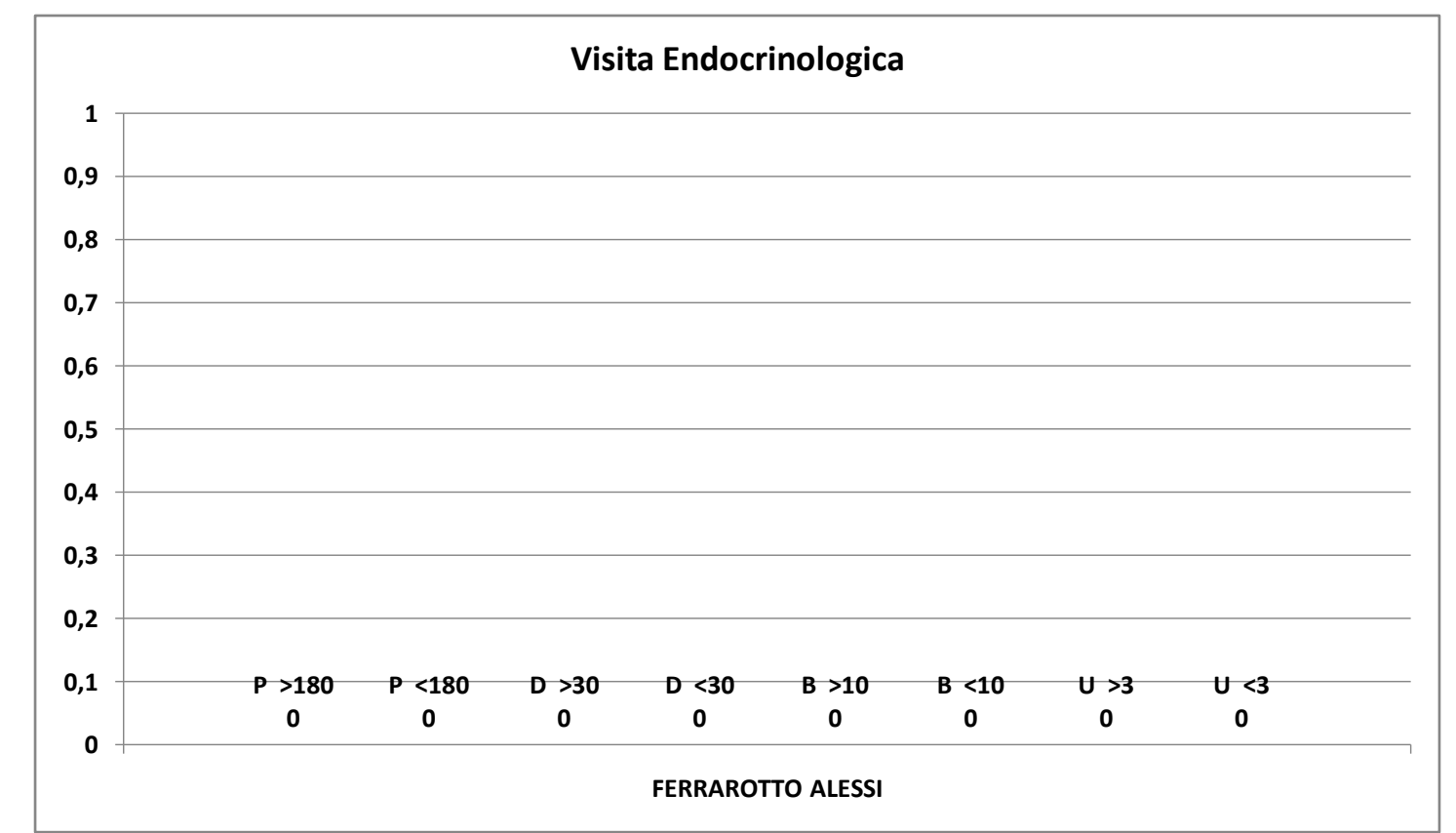
VITTORIO EMANUELE			
P >180	0	0,0	%
P <180	74	100,0	%
P Tot	74		
D >30	7	41,2	%
D <30	10	58,8	%
D Tot	17		
B >10	13	86,7	%
B <10	2	13,3	%
B Tot	15		
U >3	0	#####	%
U <3	0	#####	%
U Tot	0		



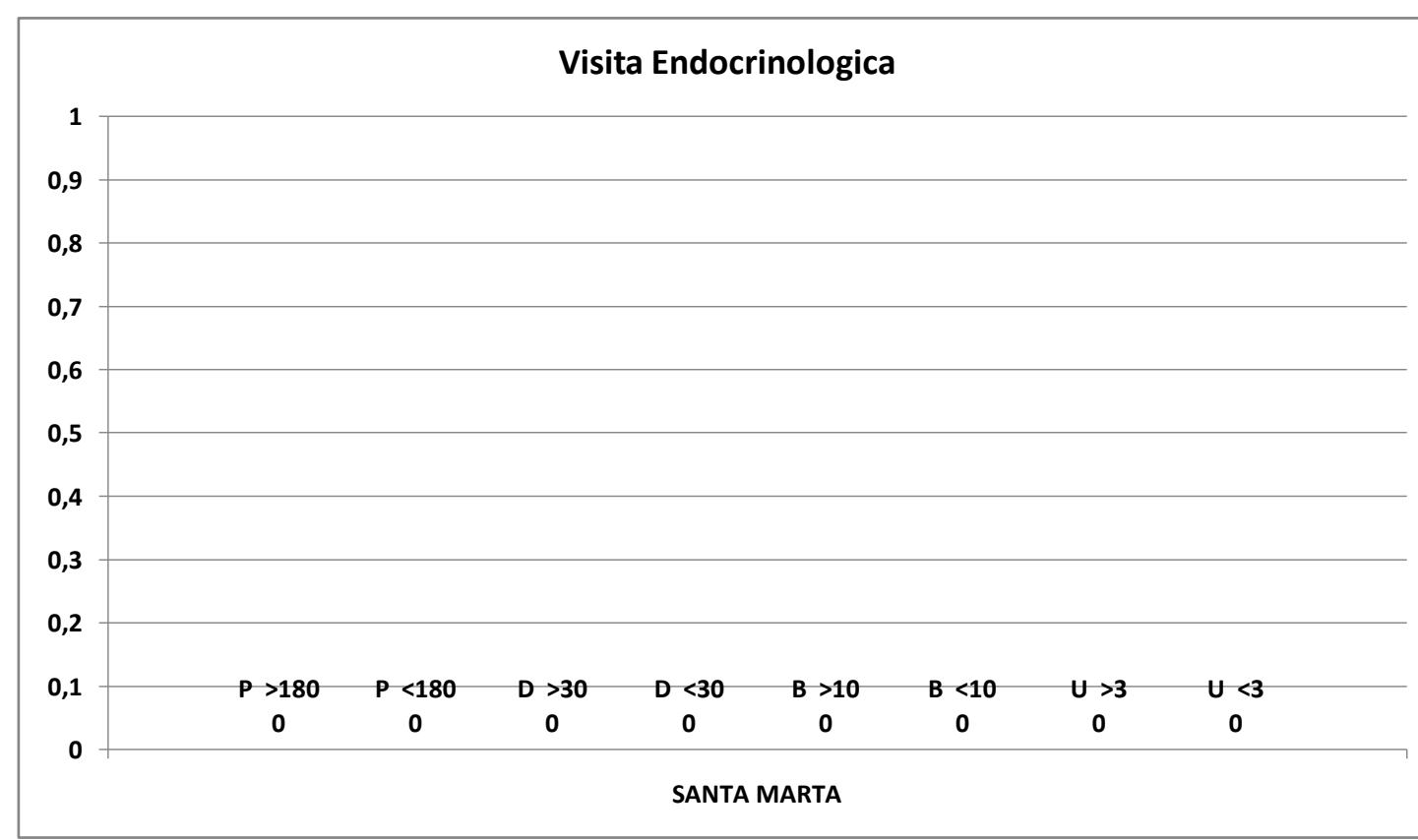
SANTO BAMBINO			
P >180	0	0,0	%
P <180	37	100,0	%
P Tot	37		
D >30	0	0,0	%
D <30	9	100,0	%
D Tot	9		
B >10	2	66,7	%
B <10	1	33,3	%
B Tot	3		
U >3	1	100,0	%
U <3	0	0,0	%
U Tot	1		



FERRAROTTO ALESSI			
P >180	0	#####	%
P <180	0	#####	%
P Tot	0		
D >30	0	#####	%
D <30	0	#####	%
D Tot	0		
B >10	0	#####	%
B <10	0	#####	%
B Tot	0		
U >3	0	#####	%
U <3	0	#####	%
U Tot	0		



SANTA MARTA			
P >180	0	#####	%
P <180	0	#####	%
P Tot	0		
D >30	0	#####	%
D <30	0	#####	%
D Tot	0		
B >10	0	#####	%
B <10	0	#####	%
B Tot	0		
U >3	0	#####	%
U <3	0	#####	%
U Tot	0		

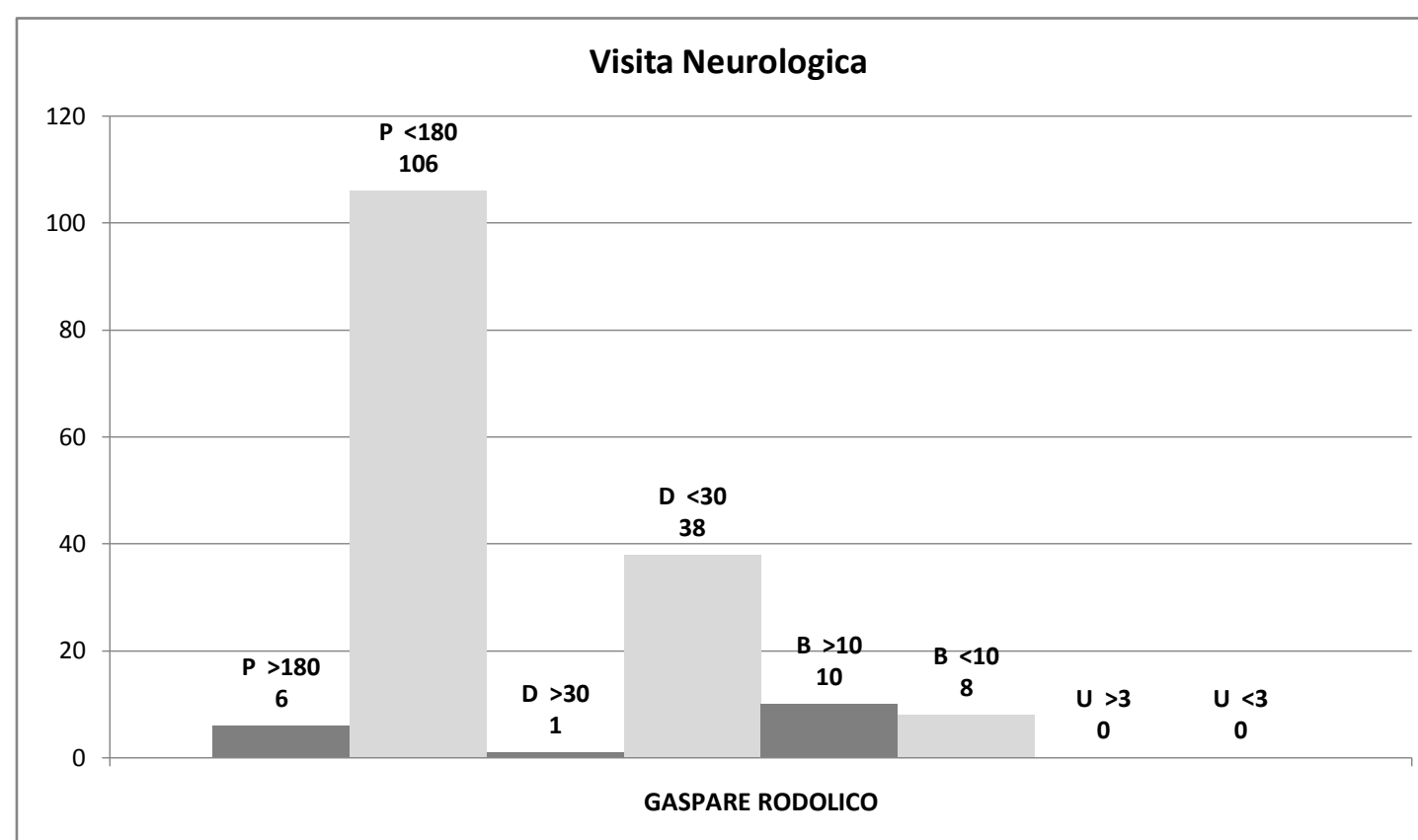


Tot. P:	304
Tot. D:	58
Tot. B:	33
Tot. U:	2
Tot. Prestazioni:	397
Tot. P >180:	48
Tot. D >30:	26
Tot. B >10:	29
Tot. U >3:	2
Tot. fuori tempo:	105

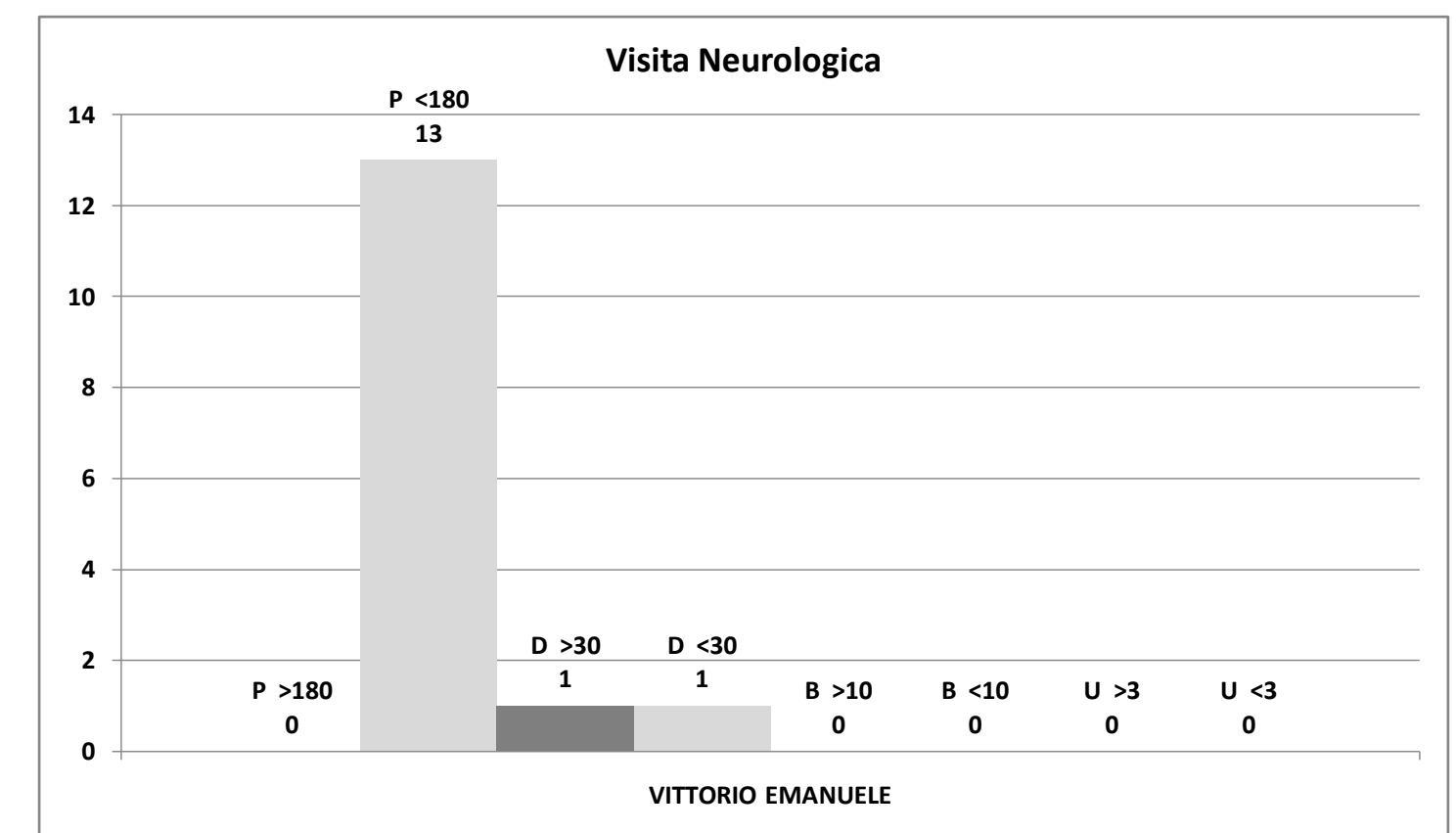
Il Responsabile del CUP – Aziendale  
Dott. Maurilio DANZI

Rilevamento tempi d'attesa PRESTAZIONI CRITICHE per codice priorità e per Presidi **marzo/2014**

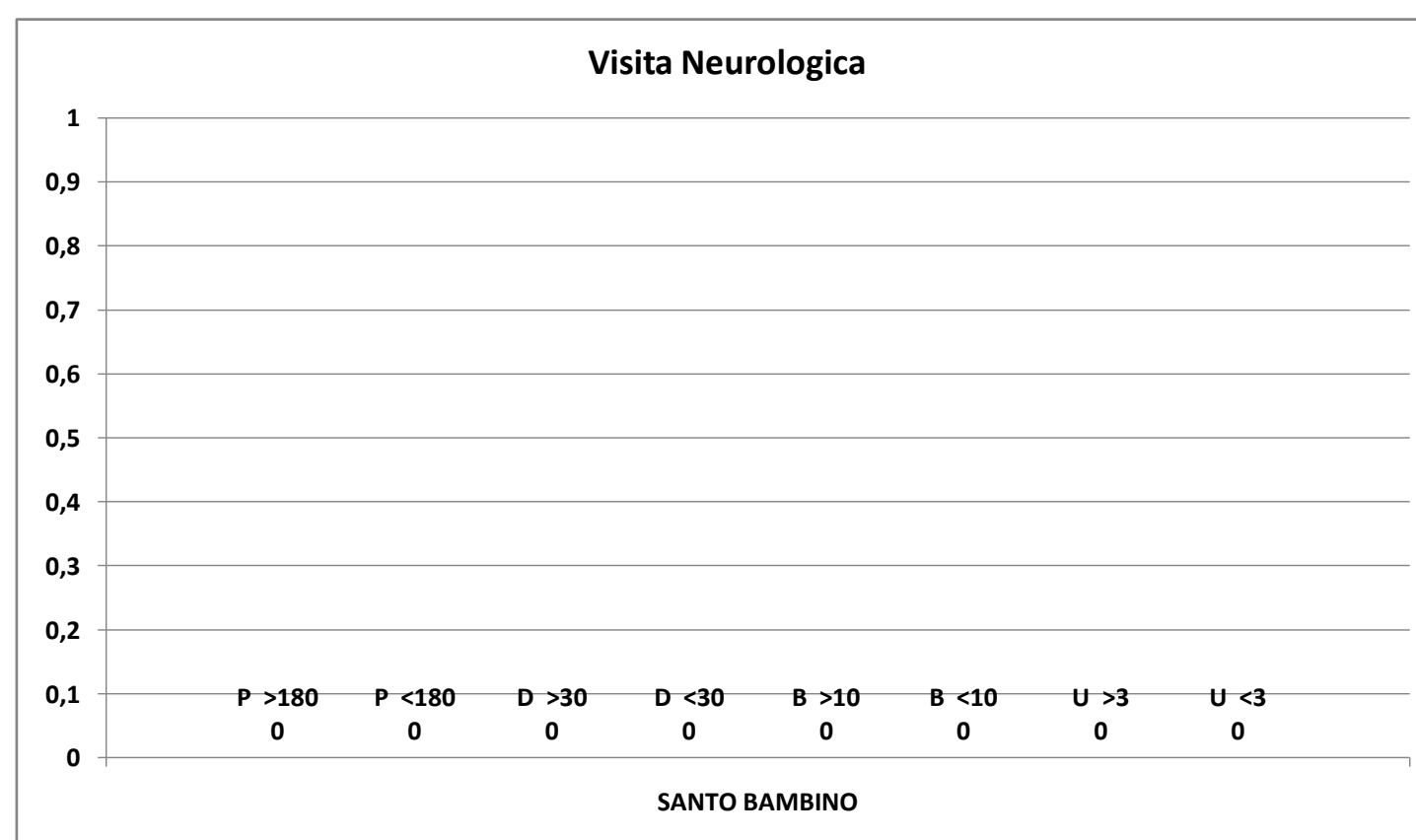
GASPARE RODOLICO			
P >180	6	5,4	%
P <180	106	94,6	%
P Tot	112		
D >30	1	2,6	%
D <30	38	97,4	%
D Tot	39		
B >10	10	55,6	%
B <10	8	44,4	%
B Tot	18		
U >3	0	#####	%
U <3	0	#####	%
U Tot	0		



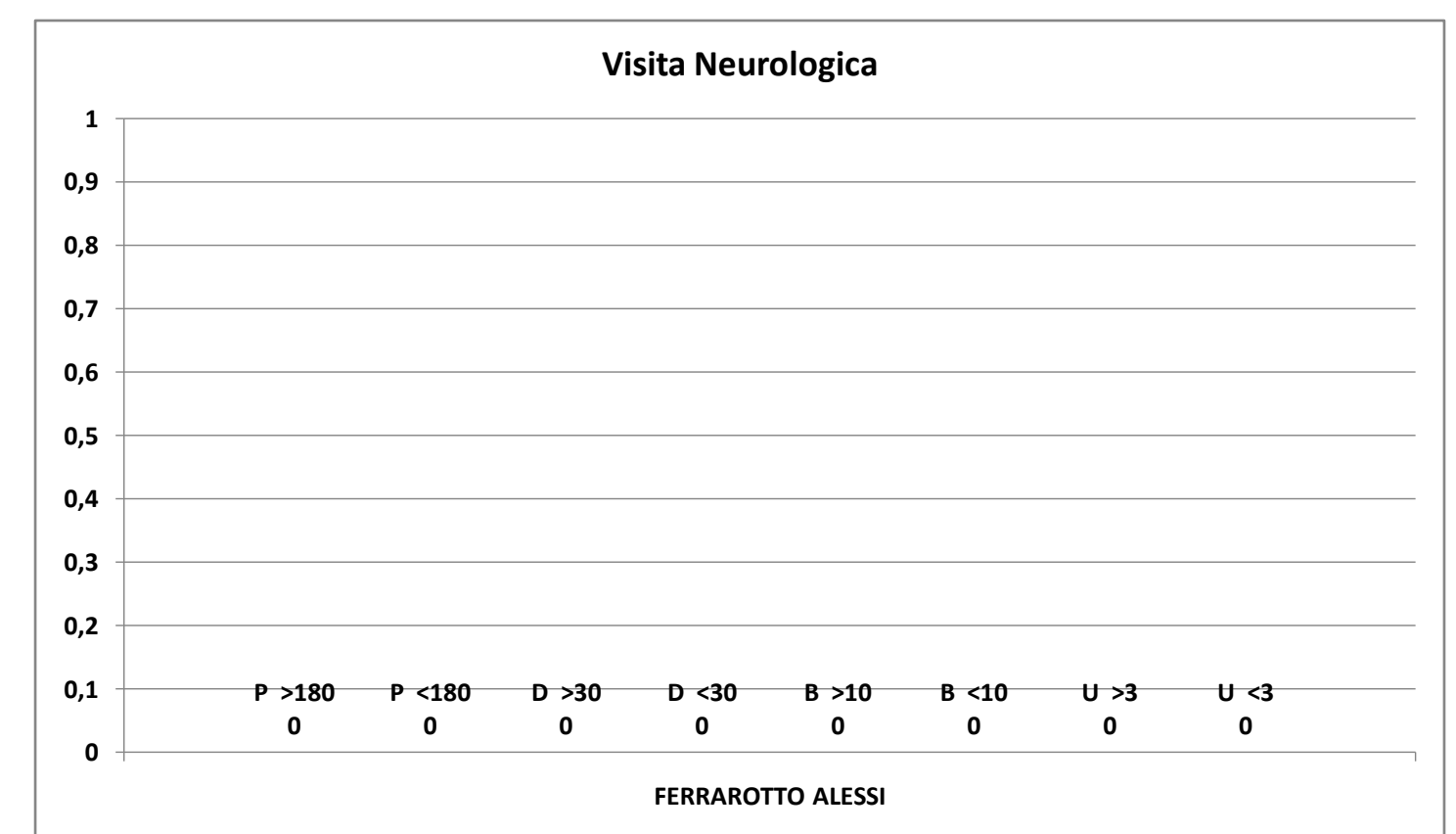
VITTORIO EMANUELE			
P >180	0	0,0	%
P <180	13	100,0	%
P Tot	13		
D >30	1	50,0	%
D <30	1	50,0	%
D Tot	2		
B >10	0	#####	%
B <10	0	#####	%
B Tot	0		
U >3	0	#####	%
U <3	0	#####	%
U Tot	0		



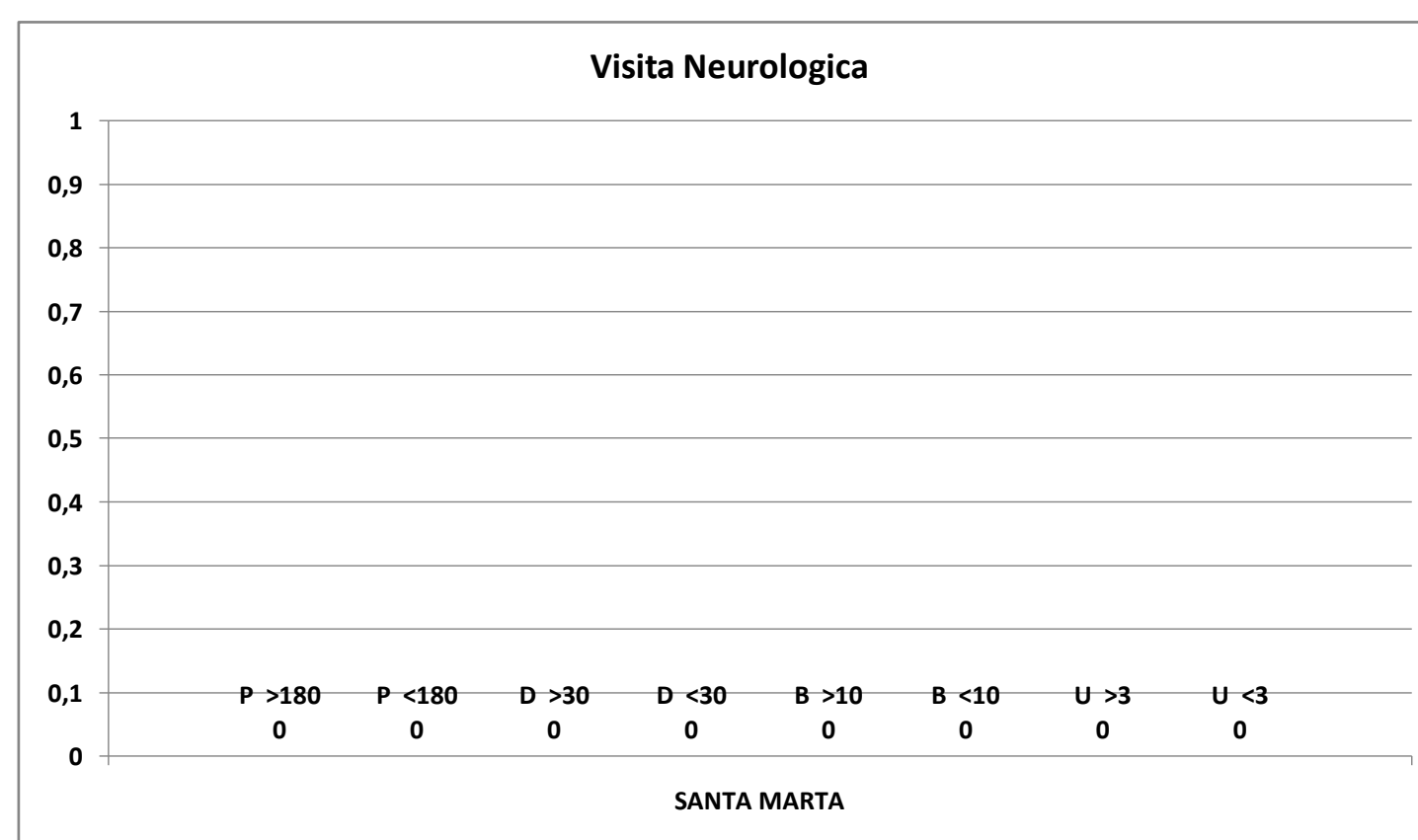
SANTO BAMBINO			
P >180	0	#####	%
P <180	0	#####	%
P Tot	0		
D >30	0	#####	%
D <30	0	#####	%
D Tot	0		
B >10	0	#####	%
B <10	0	#####	%
B Tot	0		
U >3	0	#####	%
U <3	0	#####	%
U Tot	0		



FERRAROTTO ALESSI			
P >180	0	#####	%
P <180	0	#####	%
P Tot	0		
D >30	0	#####	%
D <30	0	#####	%
D Tot	0		
B >10	0	#####	%
B <10	0	#####	%
B Tot	0		
U >3	0	#####	%
U <3	0	#####	%
U Tot	0		



SANTA MARTA			
P >180	0	#####	%
P <180	0	#####	%
P Tot	0		
D >30	0	#####	%
D <30	0	#####	%
D Tot	0		
B >10	0	#####	%
B <10	0	#####	%
B Tot	0		
U >3	0	#####	%
U <3	0	#####	%
U Tot	0		

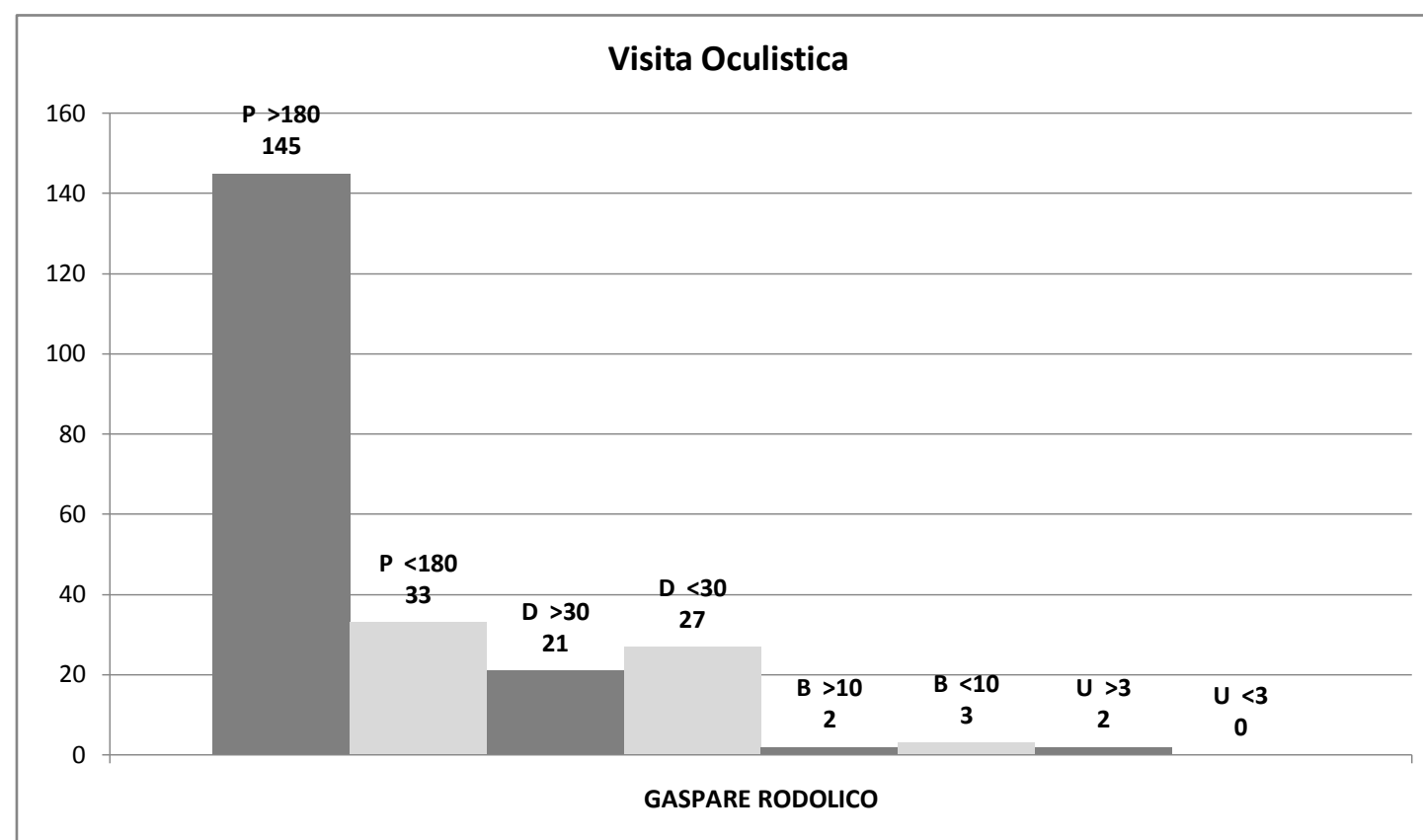


Tot. P:	125
Tot. D:	41
Tot. B:	18
Tot. U:	0
Tot. Prestazioni:	184
Tot. P >180:	6
Tot. D >30:	2
Tot. B >10:	10
Tot. U >3:	0
Tot. fuori tempo:	18

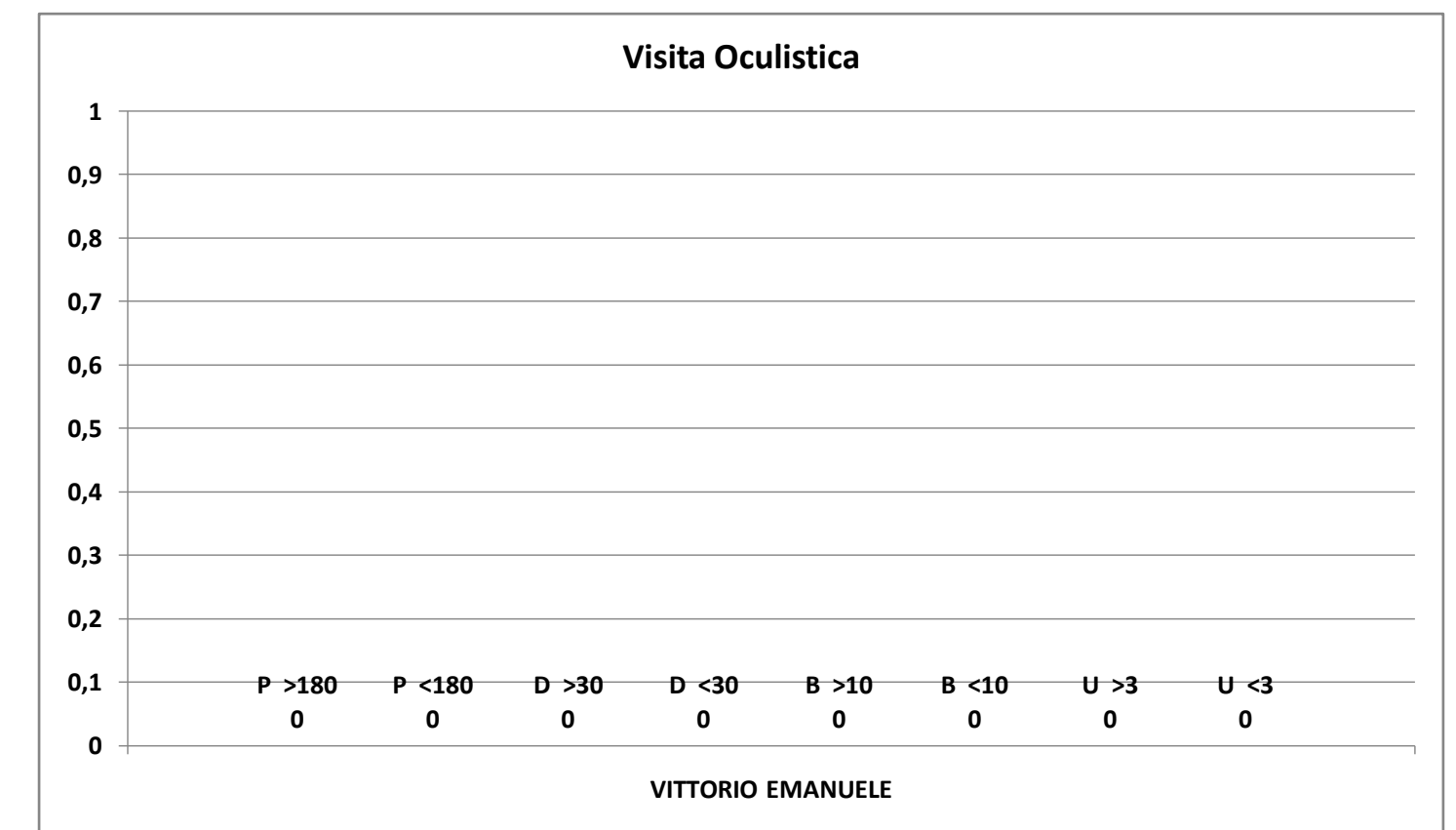
Il Responsabile del CUP – Aziendale  
Dott. Maurilio DANZI

Rilevamento tempi d'attesa PRESTAZIONI CRITICHE per codice priorità e per Presidi **marzo/2014**

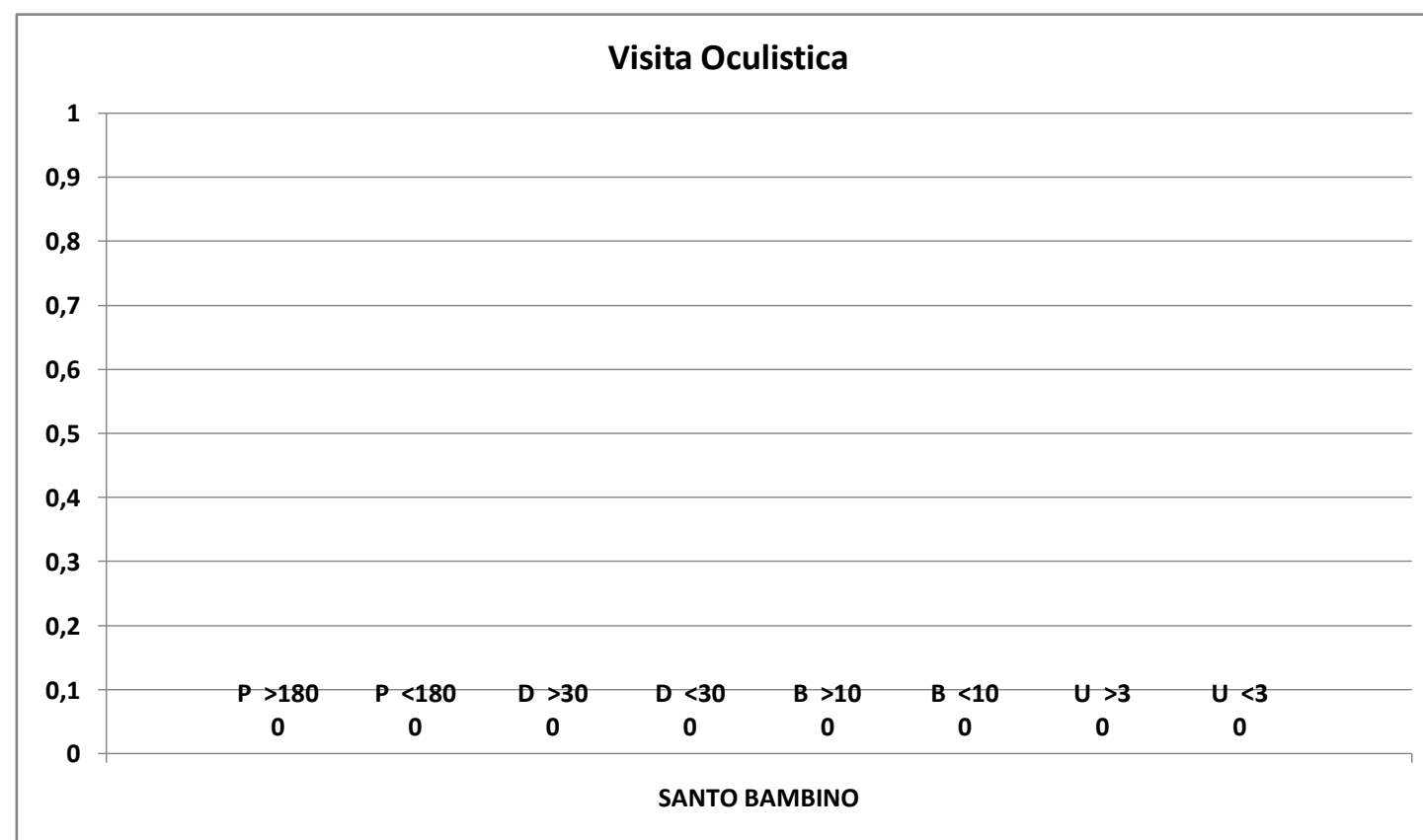
GASPARE RODOLICO			
P >180	145	81,5	%
P <180	33	18,5	%
P Tot	178		
D >30	21	43,8	%
D <30	27	56,3	%
D Tot	48		
B >10	2	40,0	%
B <10	3	60,0	%
B Tot	5		
U >3	2	100,0	%
U <3	0	0,0	%
U Tot	2		



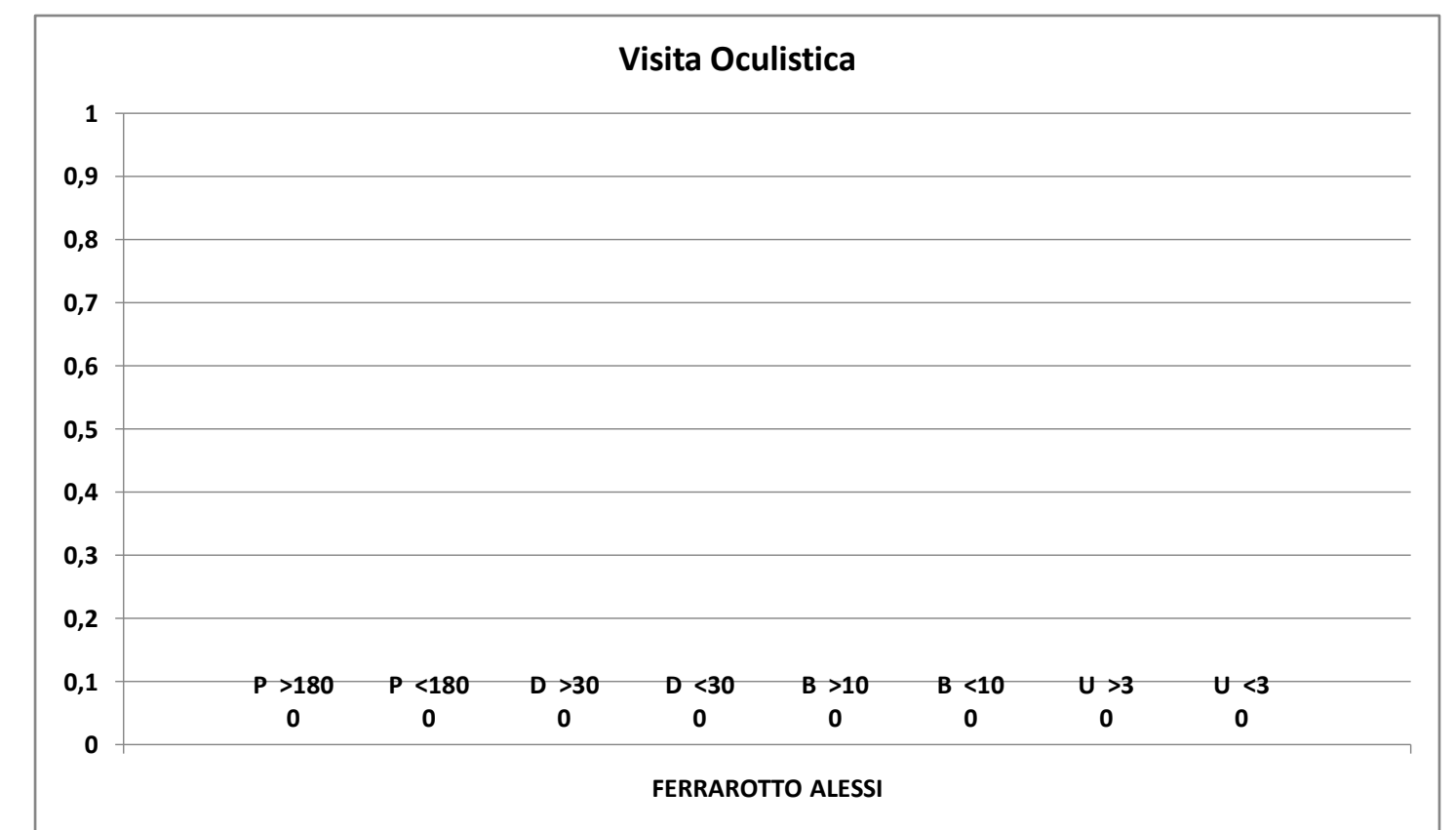
VITTORIO EMANUELE			
P >180	0	#####	%
P <180	0	#####	%
P Tot	0		
D >30	0	#####	%
D <30	0	#####	%
D Tot	0		
B >10	0	#####	%
B <10	0	#####	%
B Tot	0		
U >3	0	#####	%
U <3	0	#####	%
U Tot	0		



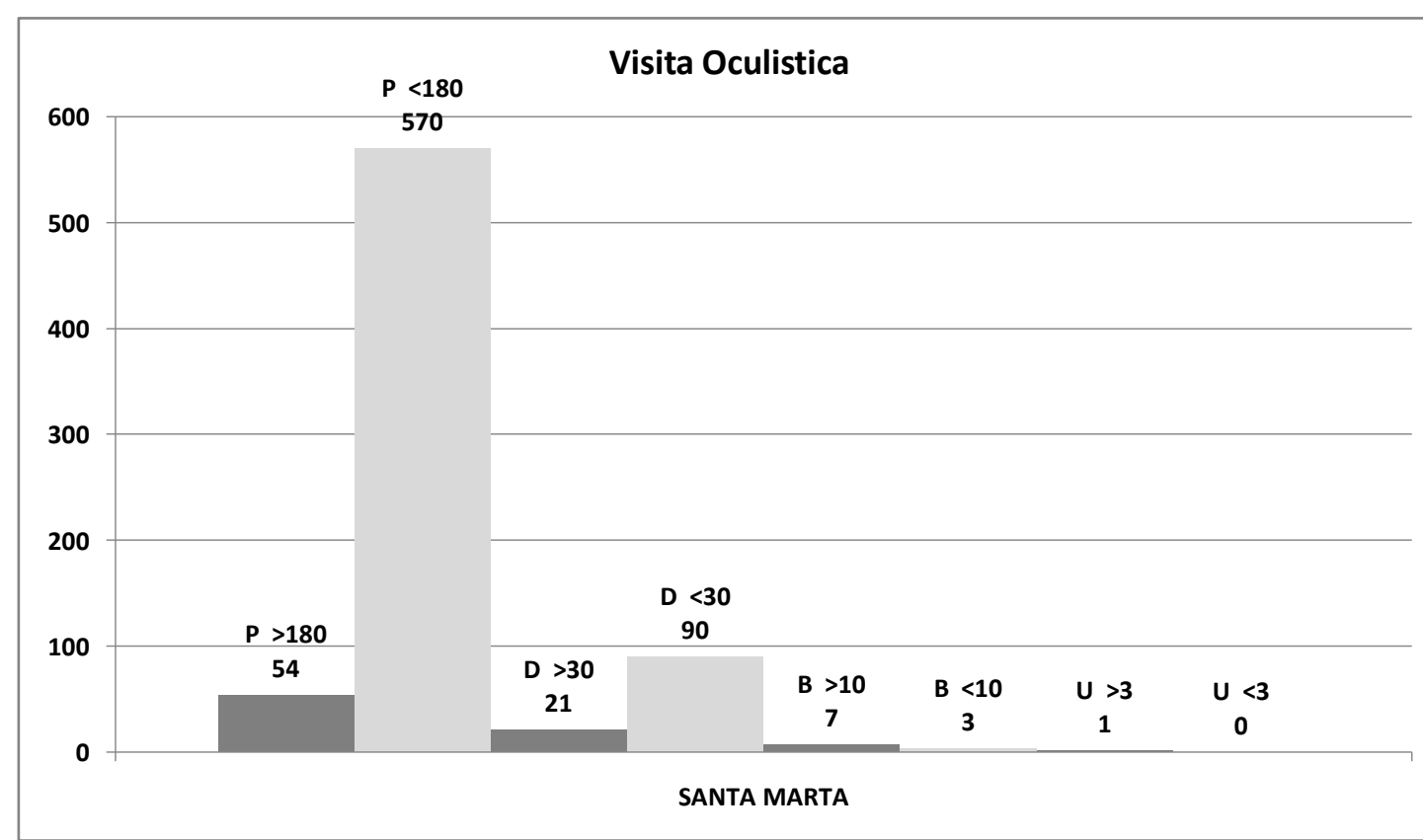
SANTO BAMBINO			
P >180	0	#####	%
P <180	0	#####	%
P Tot	0		
D >30	0	#####	%
D <30	0	#####	%
D Tot	0		
B >10	0	#####	%
B <10	0	#####	%
B Tot	0		
U >3	0	#####	%
U <3	0	#####	%
U Tot	0		



FERRAROTTO ALESSI			
P >180	0	#####	%
P <180	0	#####	%
P Tot	0		
D >30	0	#####	%
D <30	0	#####	%
D Tot	0		
B >10	0	#####	%
B <10	0	#####	%
B Tot	0		
U >3	0	#####	%
U <3	0	#####	%
U Tot	0		



SANTA MARTA			
P >180	54	8,7	%
P <180	570	91,3	%
P Tot	624		
D >30	21	18,9	%
D <30	90	81,1	%
D Tot	111		
B >10	7	70,0	%
B <10	3	30,0	%
B Tot	10		
U >3	1	100,0	%
U <3	0	0,0	%
U Tot	1		



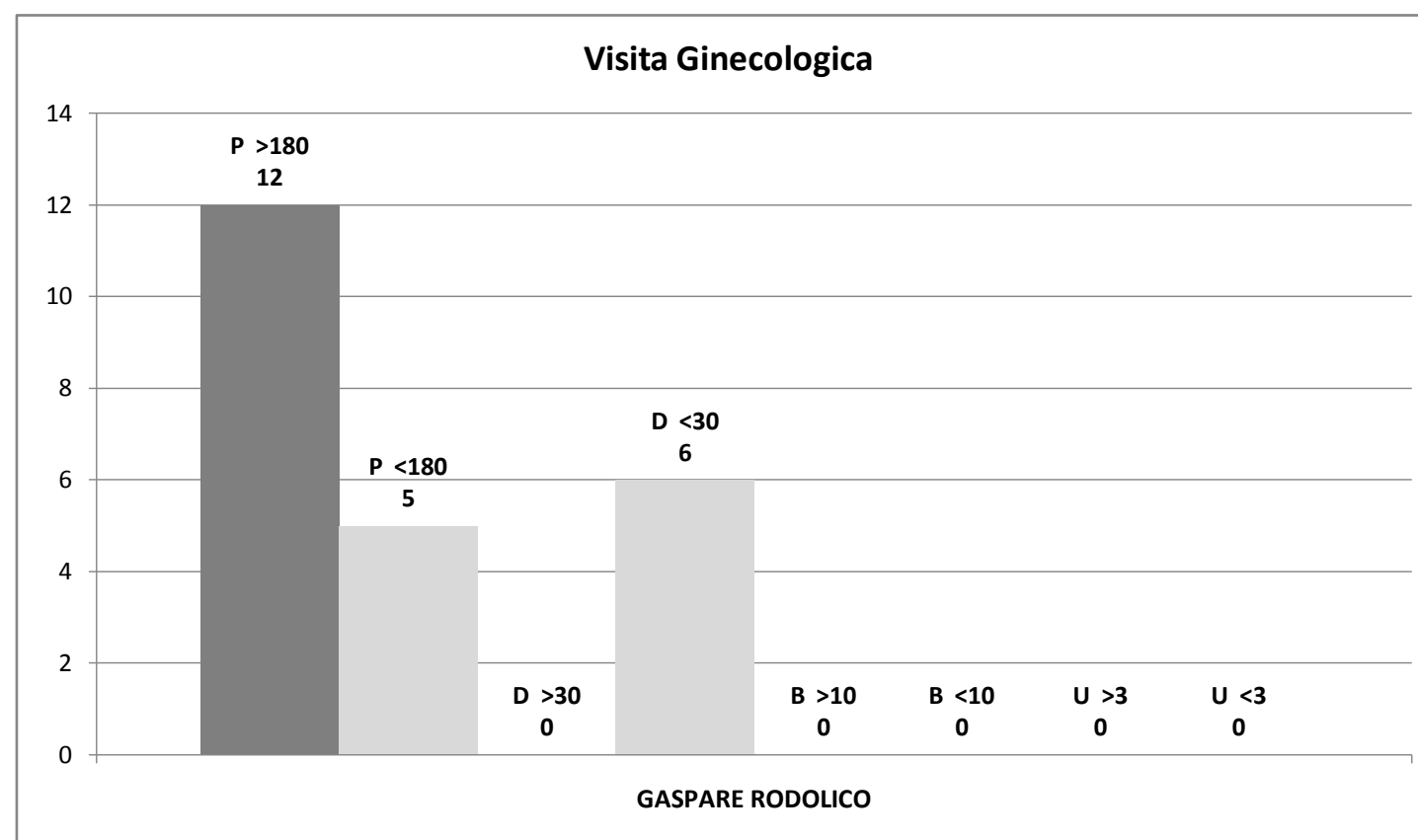
Tot. P:	802
Tot. D:	159
Tot. B:	15
Tot. U:	3
Tot. Prestazioni:	979
Tot. P >180:	199
Tot. D >30:	42
Tot. B >10:	9
Tot. U >3:	3
Tot. fuori tempo:	253

Il Responsabile del CUP – Aziendale  
Dott. Maurilio DANZI

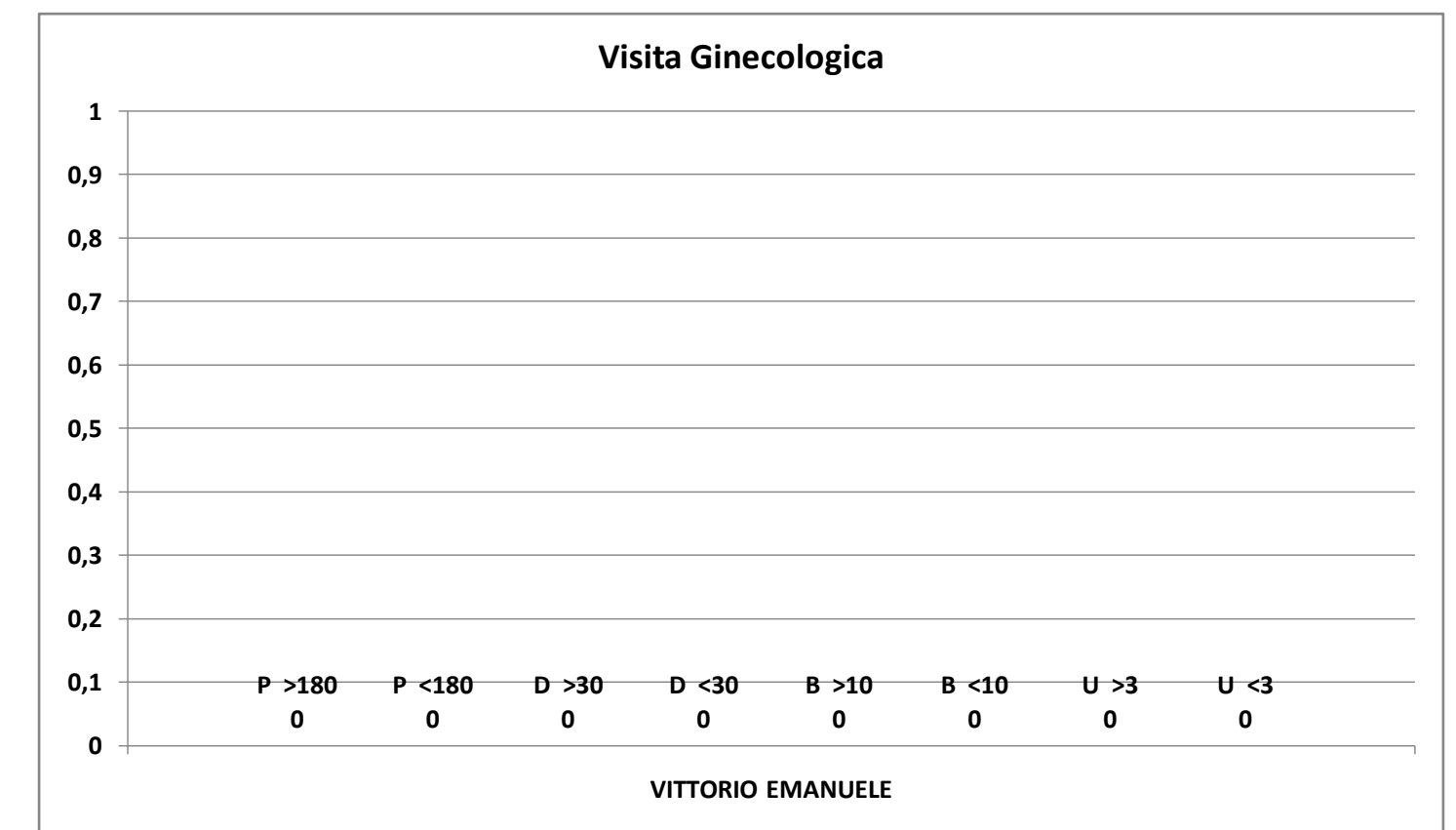


Rilevamento tempi d'attesa PRESTAZIONI CRITICHE per codice priorità e per Presidi **marzo/2014**

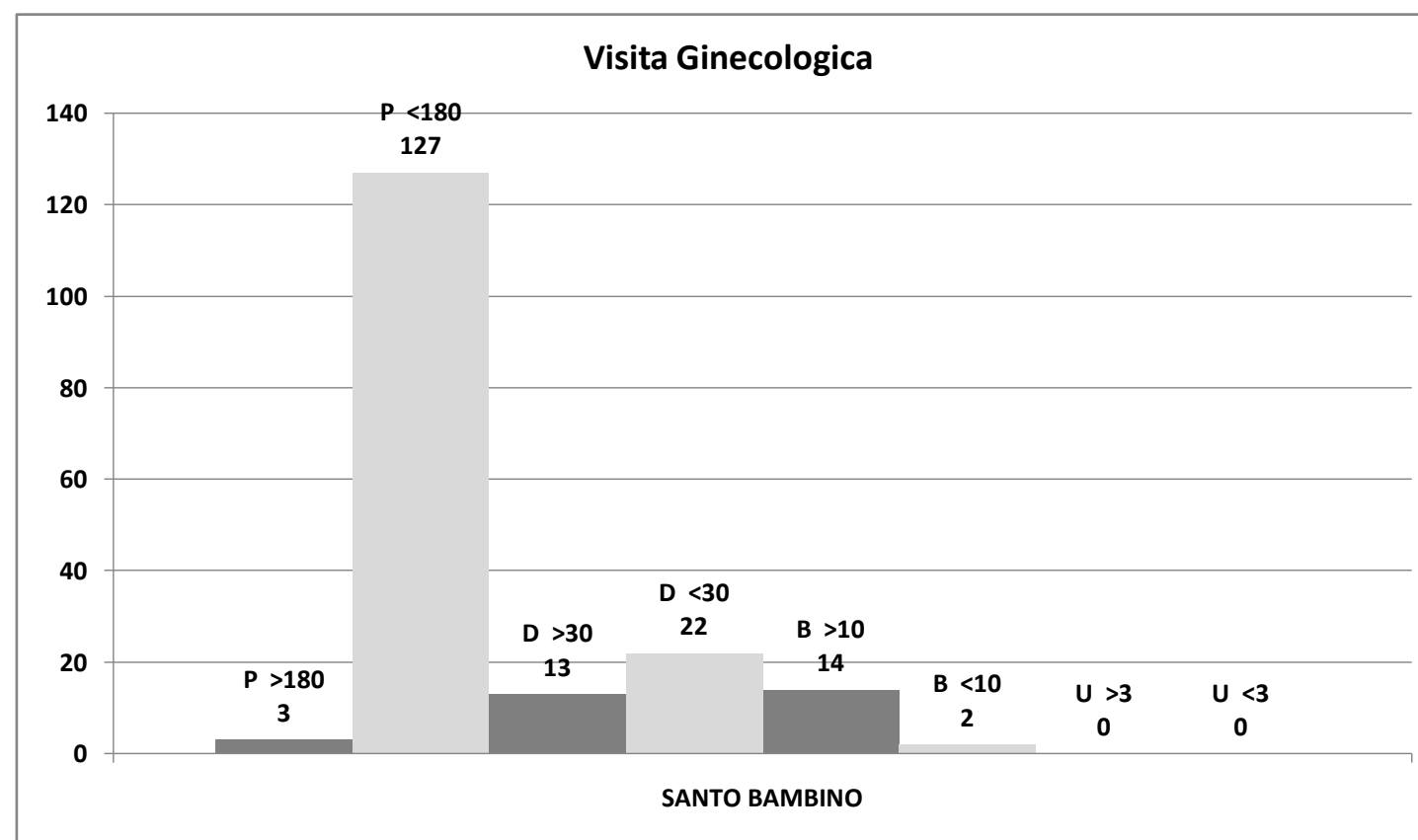
GASPARE RODOLICO			
P >180	12	70,6	%
P <180	5	29,4	%
P Tot	17		
D >30	0	0,0	%
D <30	6	100,0	%
D Tot	6		
B >10	0	#####	%
B <10	0	#####	%
B Tot	0		
U >3	0	#####	%
U <3	0	#####	%
U Tot	0		



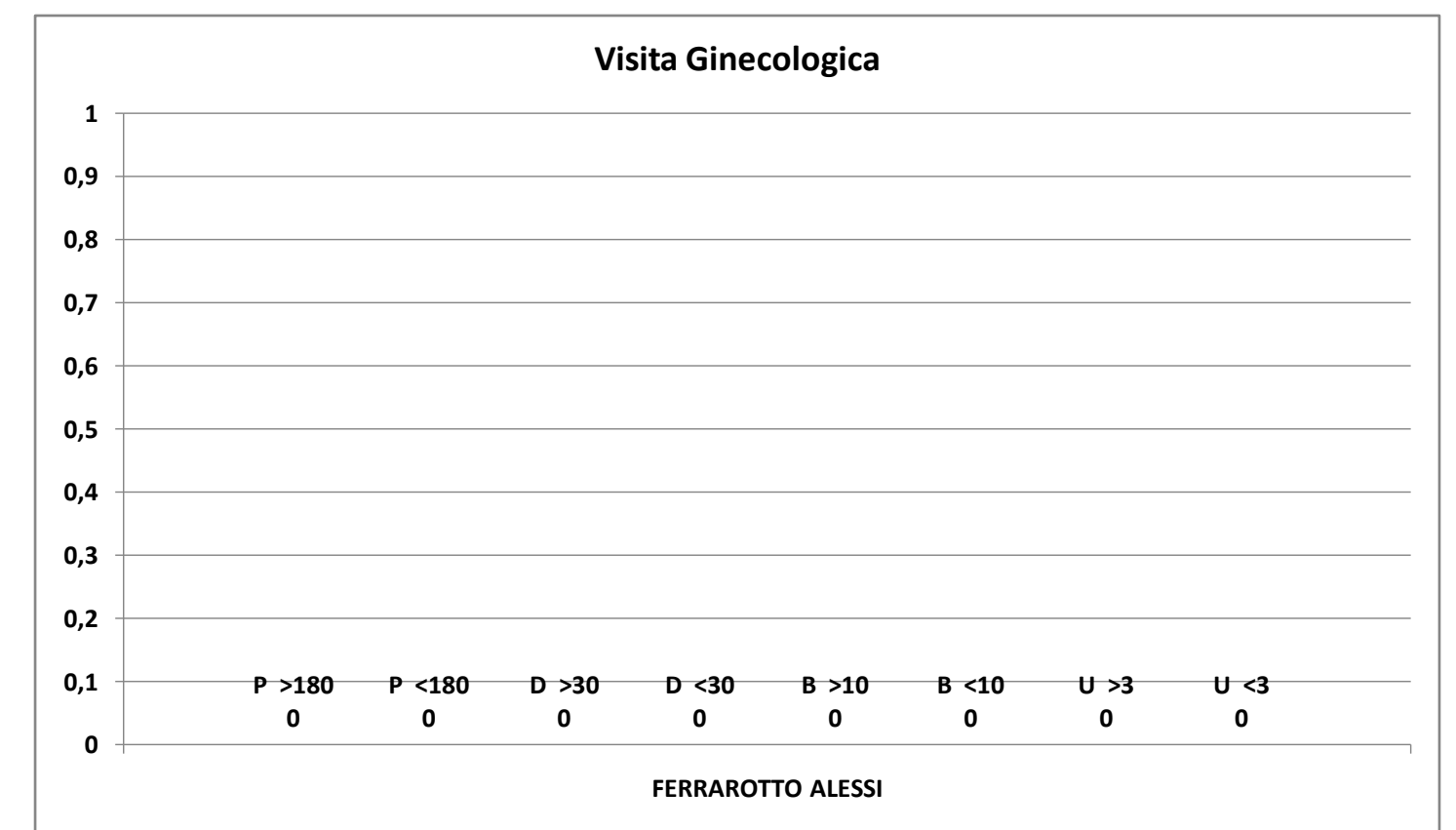
VITTORIO EMANUELE			
P >180	0	#####	%
P <180	0	#####	%
P Tot	0		
D >30	0	#####	%
D <30	0	#####	%
D Tot	0		
B >10	0	#####	%
B <10	0	#####	%
B Tot	0		
U >3	0	#####	%
U <3	0	#####	%
U Tot	0		



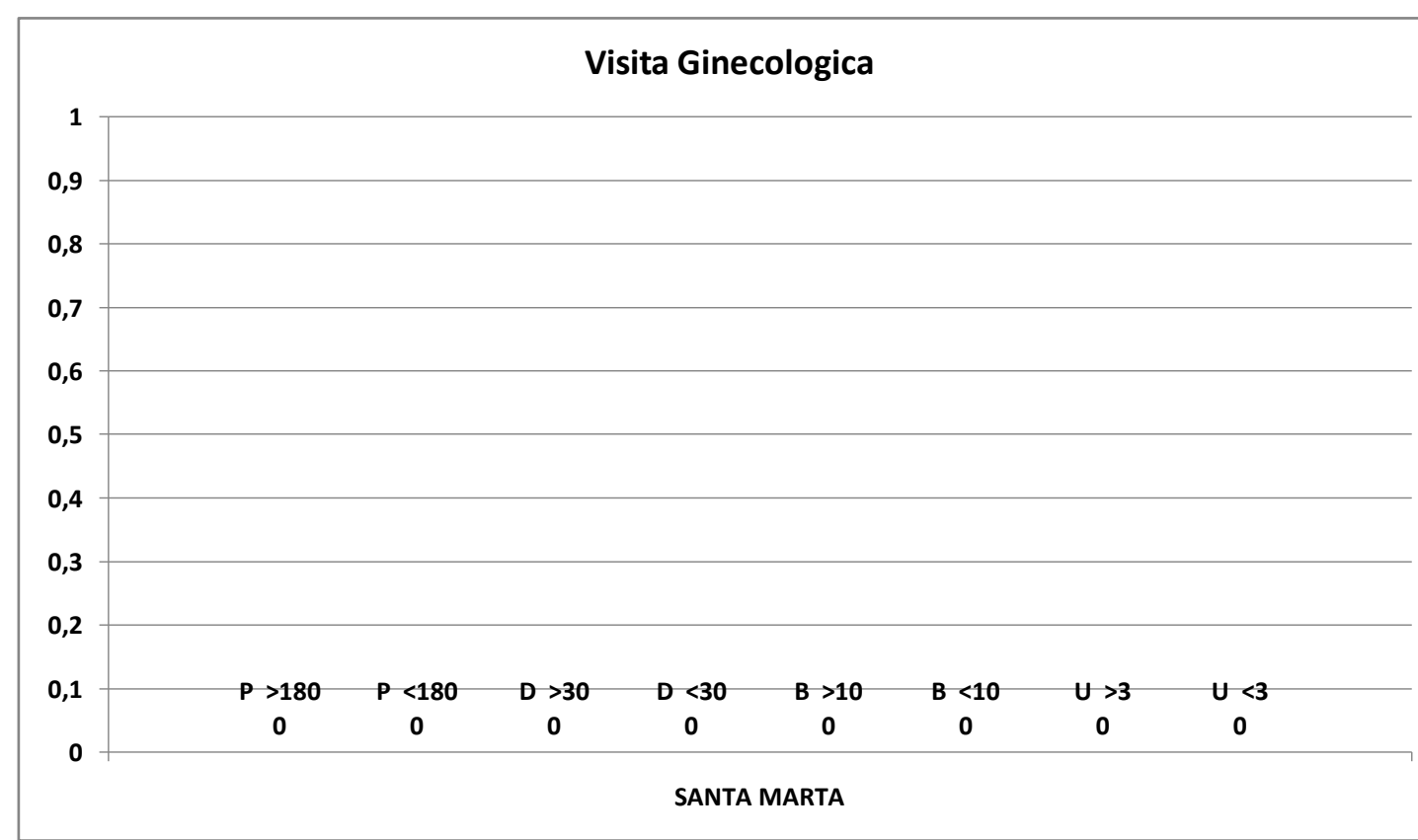
SANTO BAMBINO			
P >180	3	2,3	%
P <180	127	97,7	%
P Tot	130		
D >30	13	37,1	%
D <30	22	62,9	%
D Tot	35		
B >10	14	87,5	%
B <10	2	12,5	%
B Tot	16		
U >3	0	#####	%
U <3	0	#####	%
U Tot	0		



FERRAROTTO ALESSI			
P >180	0	#####	%
P <180	0	#####	%
P Tot	0		
D >30	0	#####	%
D <30	0	#####	%
D Tot	0		
B >10	0	#####	%
B <10	0	#####	%
B Tot	0		
U >3	0	#####	%
U <3	0	#####	%
U Tot	0		



SANTA MARTA			
P >180	0	#####	%
P <180	0	#####	%
P Tot	0		
D >30	0	#####	%
D <30	0	#####	%
D Tot	0		
B >10	0	#####	%
B <10	0	#####	%
B Tot	0		
U >3	0	#####	%
U <3	0	#####	%
U Tot	0		

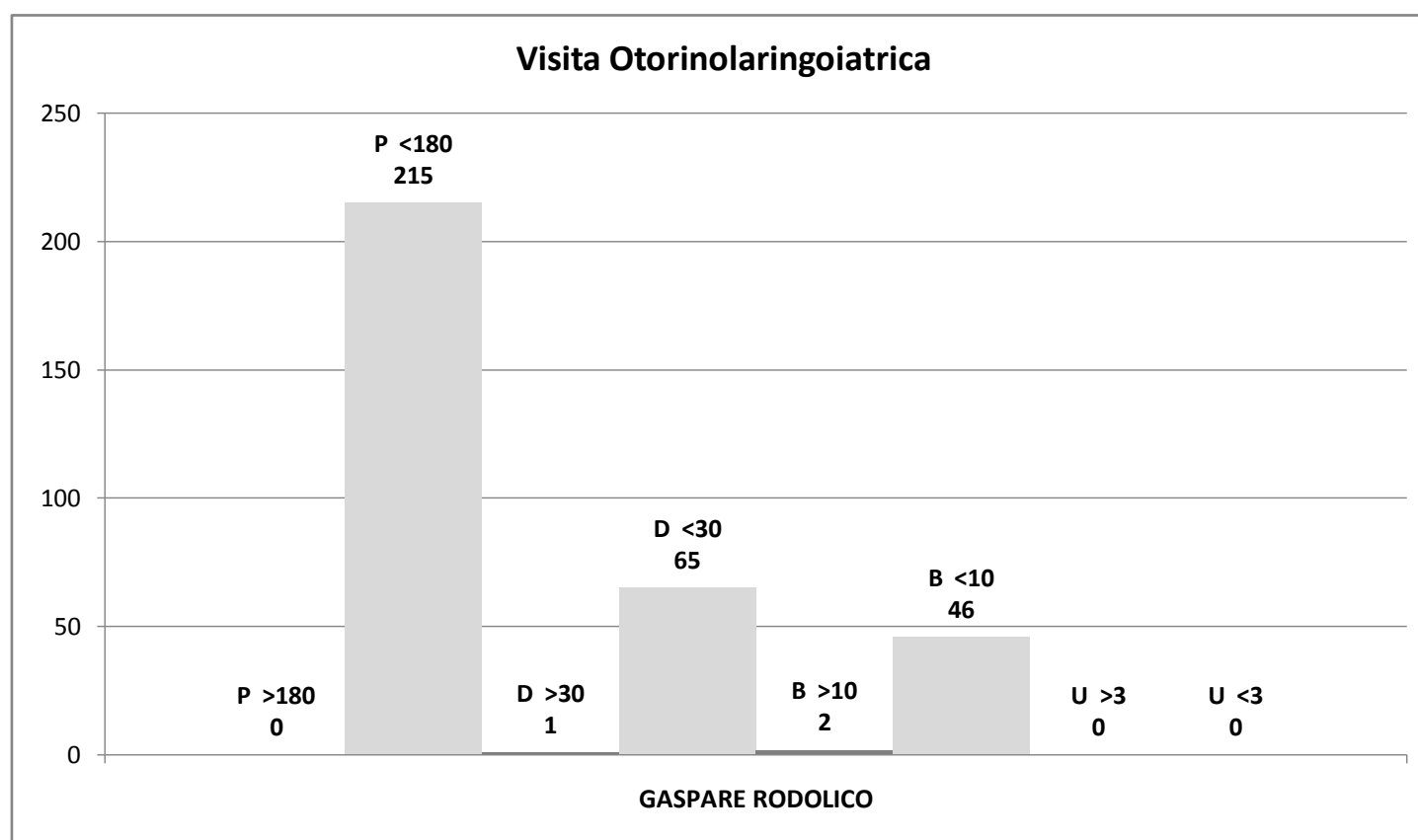


Tot. P:	147
Tot. D:	41
Tot. B:	16
Tot. U:	0
Tot. Prestazioni:	204
Tot. P >180:	15
Tot. D >30:	13
Tot. B >10:	14
Tot. U >3:	0
Tot. fuori tempo:	42

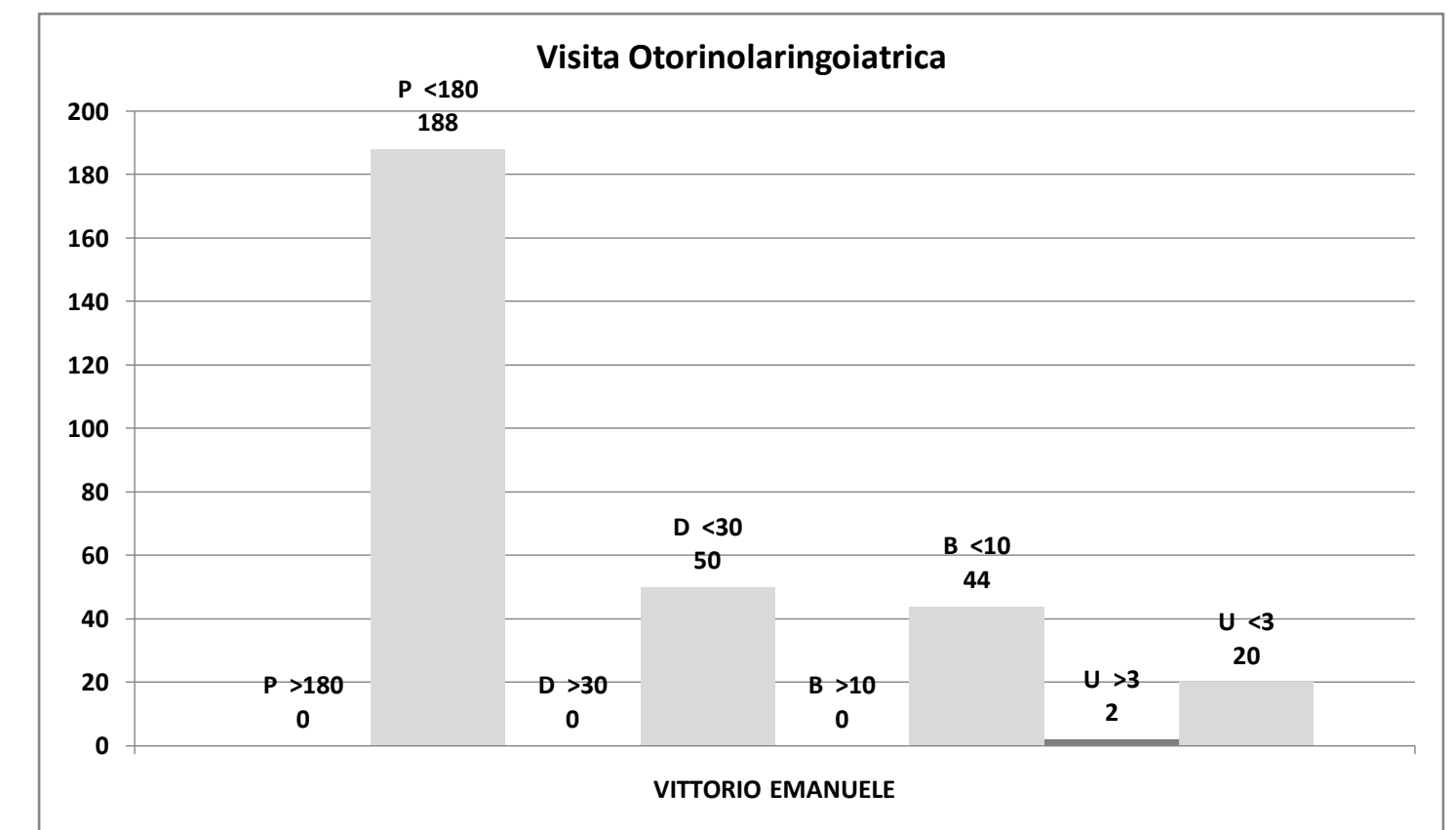
Il Responsabile del CUP – Aziendale  
Dott. Maurilio DANZI

Rilevamento tempi d'attesa PRESTAZIONI CRITICHE per codice priorità e per Presidi **marzo/2014**

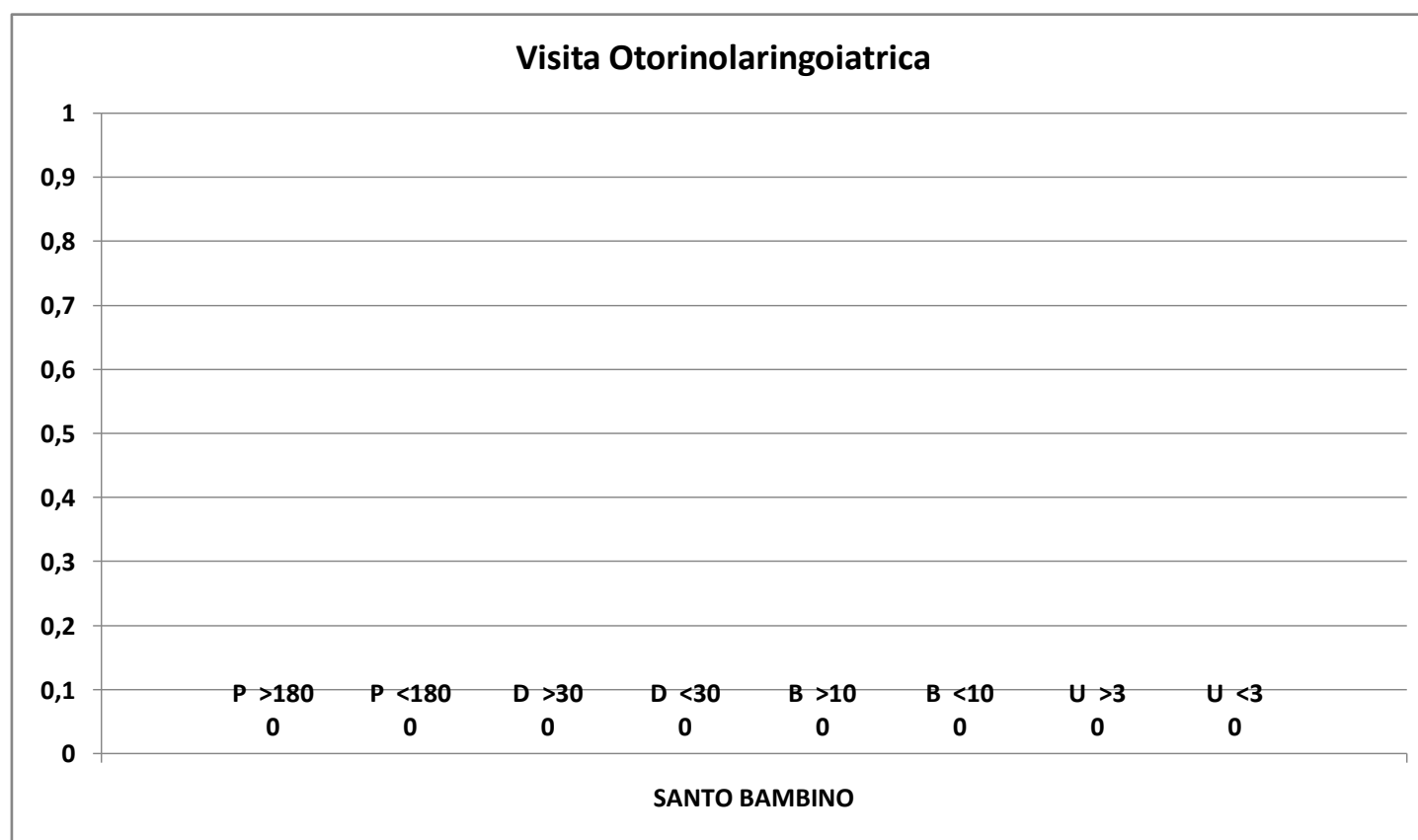
GASPARE RODOLICO			
P >180	0	0,0	%
P <180	215	100,0	%
P Tot	215		
D >30	1	1,5	%
D <30	65	98,5	%
D Tot	66		
B >10	2	4,2	%
B <10	46	95,8	%
B Tot	48		
U >3	0	#####	%
U <3	0	#####	%
U Tot	0		



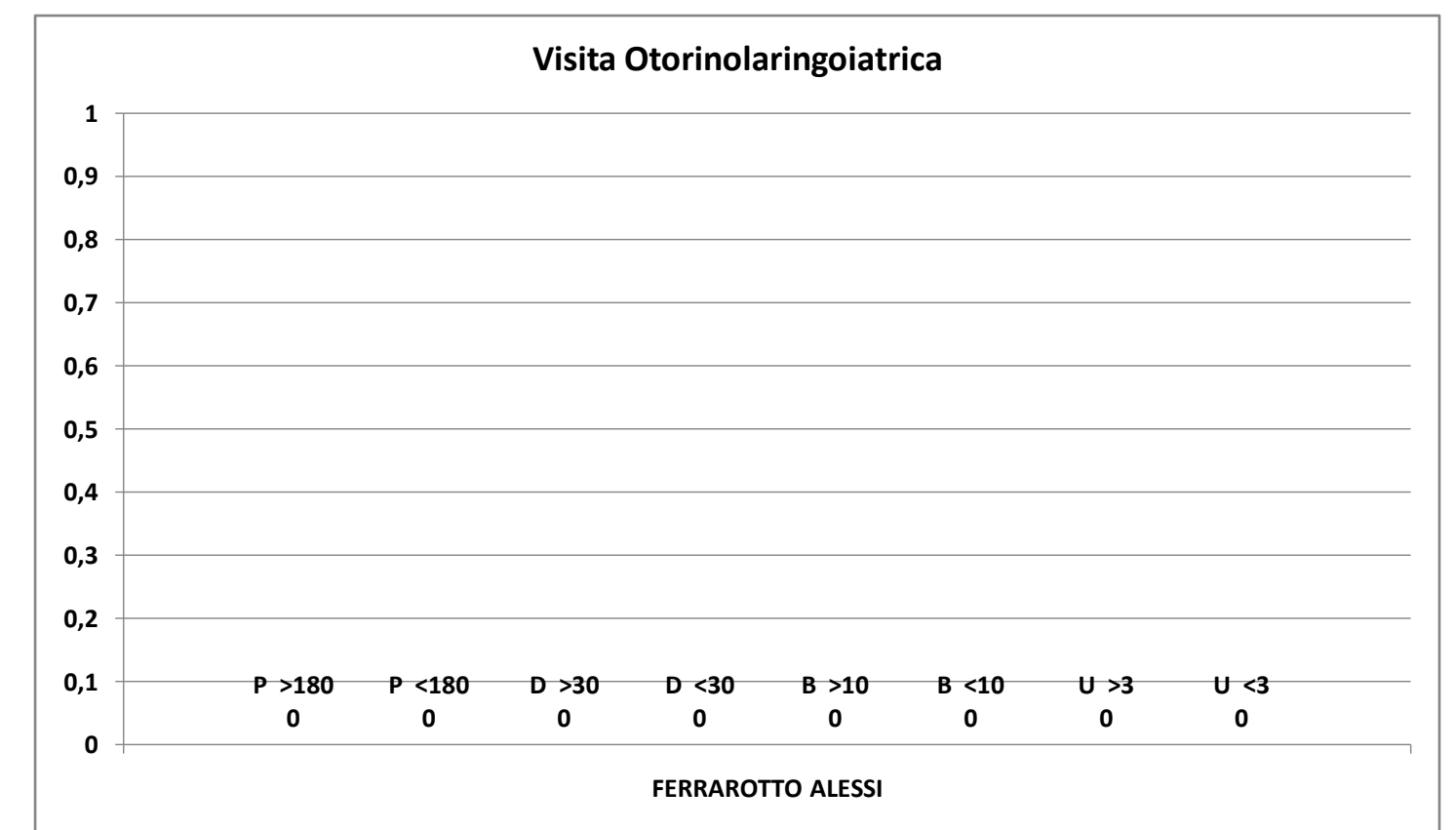
VITTORIO EMANUELE			
P >180	0	0,0	%
P <180	188	100,0	%
P Tot	188		
D >30	0	0,0	%
D <30	50	100,0	%
D Tot	50		
B >10	0	0,0	%
B <10	44	100,0	%
B Tot	44		
U >3	2	9,1	%
U <3	20	90,9	%
U Tot	22		



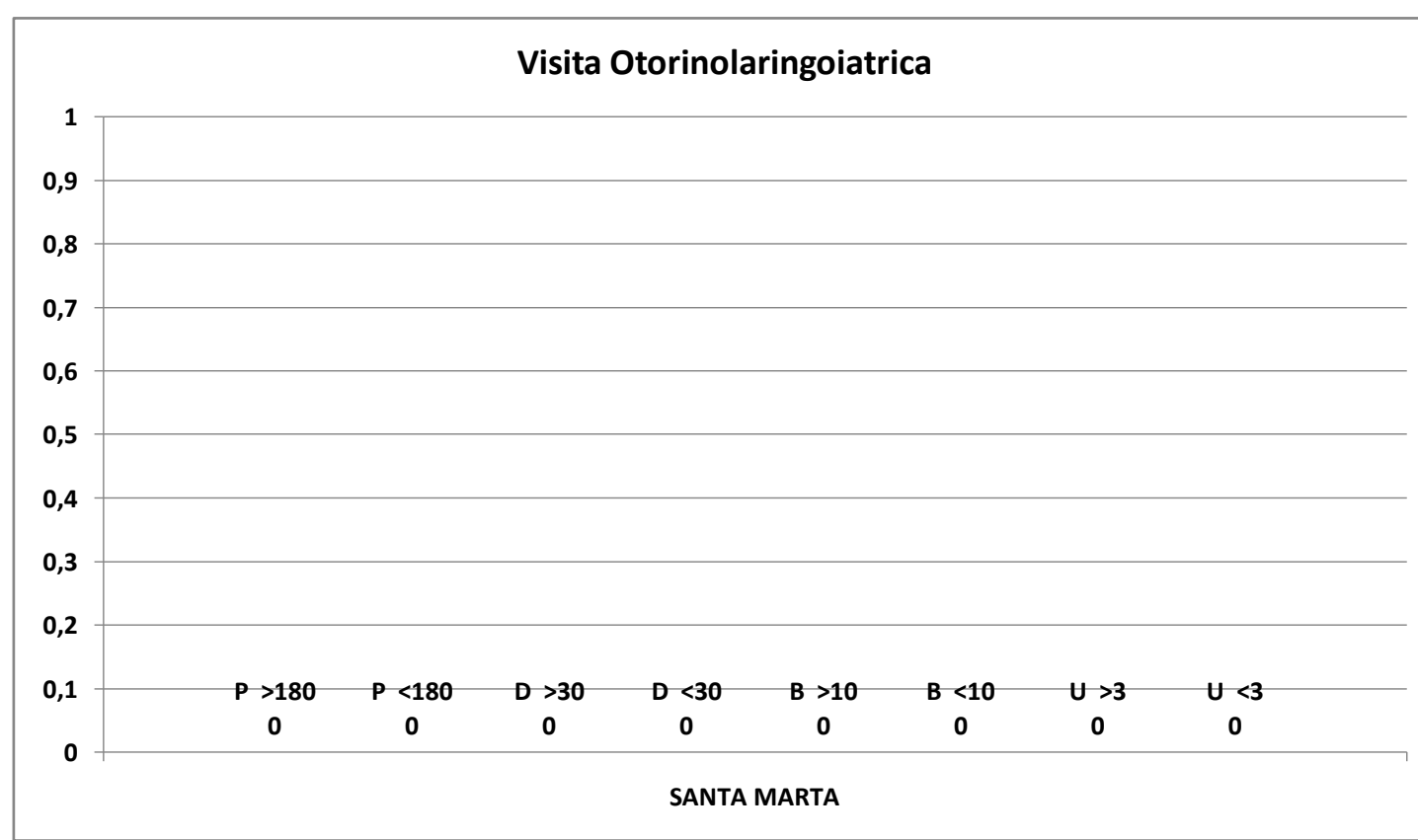
SANTO BAMBINO			
P >180	0	#####	%
P <180	0	#####	%
P Tot	0		
D >30	0	#####	%
D <30	0	#####	%
D Tot	0		
B >10	0	#####	%
B <10	0	#####	%
B Tot	0		
U >3	0	#####	%
U <3	0	#####	%
U Tot	0		



FERRAROTTO ALESSI			
P >180	0	#####	%
P <180	0	#####	%
P Tot	0		
D >30	0	#####	%
D <30	0	#####	%
D Tot	0		
B >10	0	#####	%
B <10	0	#####	%
B Tot	0		
U >3	0	#####	%
U <3	0	#####	%
U Tot	0		



SANTA MARTA			
P >180	0	#####	%
P <180	0	#####	%
P Tot	0		
D >30	0	#####	%
D <30	0	#####	%
D Tot	0		
B >10	0	#####	%
B <10	0	#####	%
B Tot	0		
U >3	0	#####	%
U <3	0	#####	%
U Tot	0		

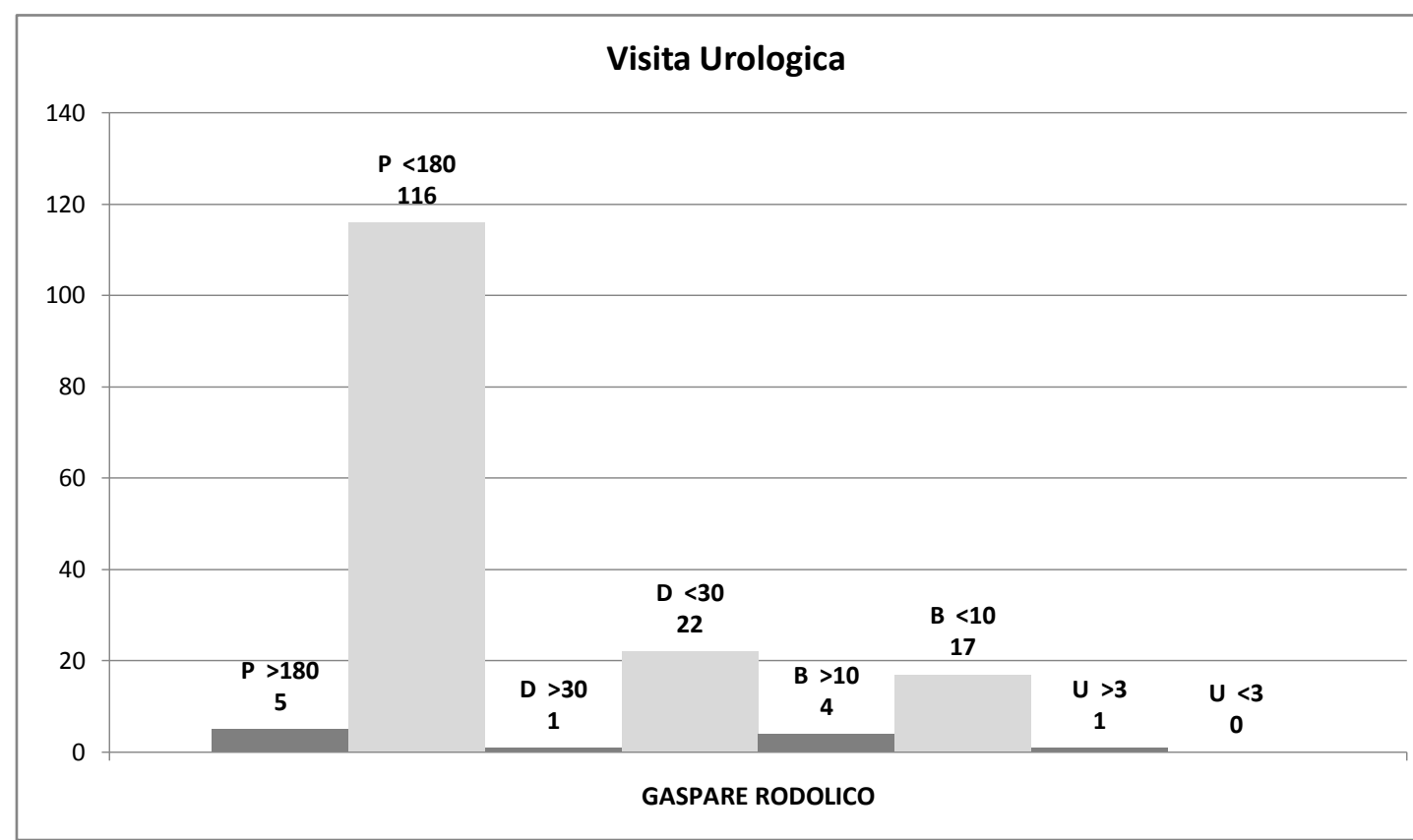


Tot. P:	403
Tot. D:	116
Tot. B:	92
Tot. U:	22
Tot. Prestazioni:	633
Tot. P >180:	0
Tot. D >30:	1
Tot. B >10:	2
Tot. U >3:	2
Tot. fuori tempo:	5

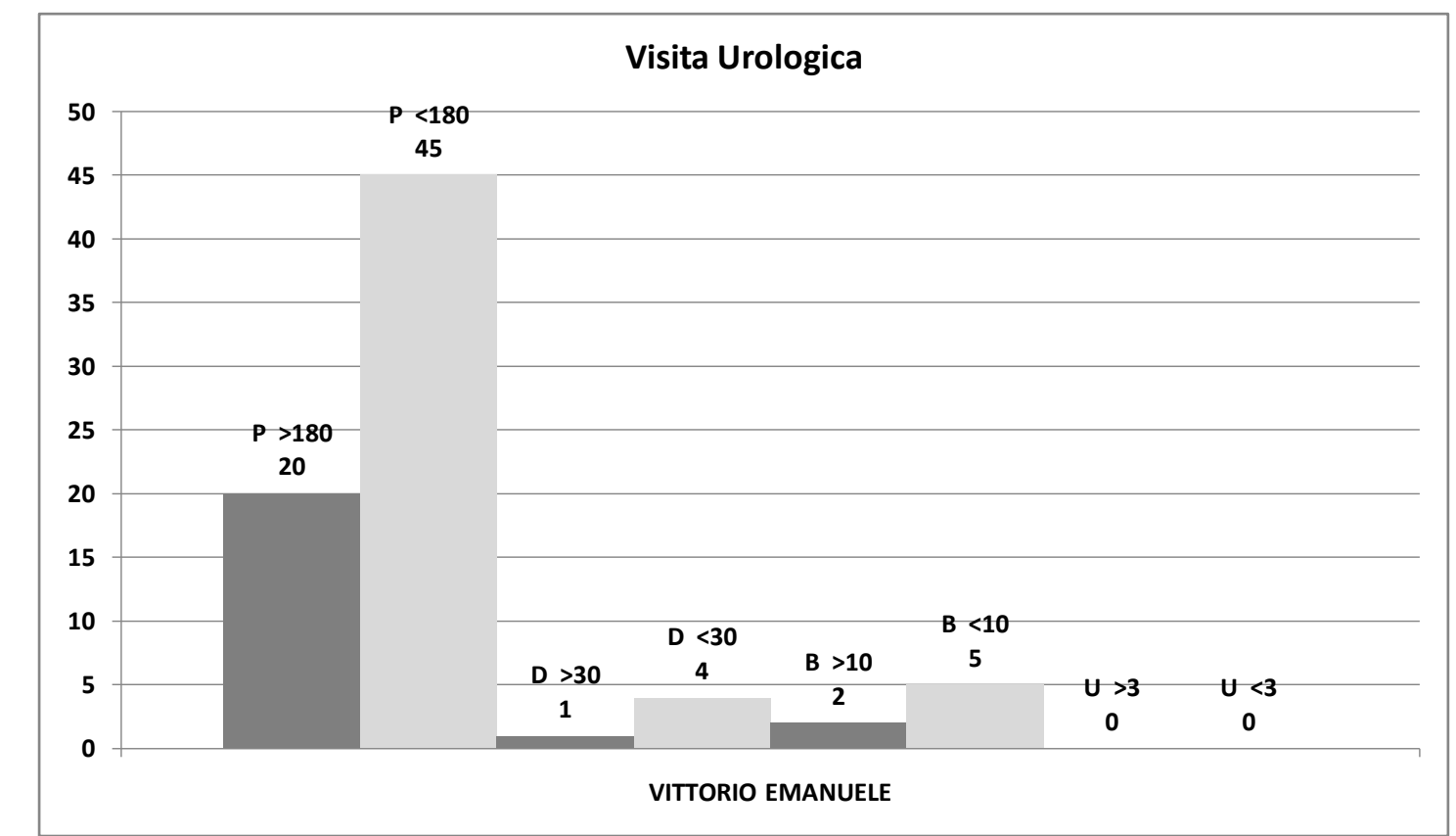
Il Responsabile del CUP – Aziendale  
Dott. Maurilio DANZI

Rilevamento tempi d'attesa PRESTAZIONI CRITICHE per codice priorità e per Presidi **marzo/2014**

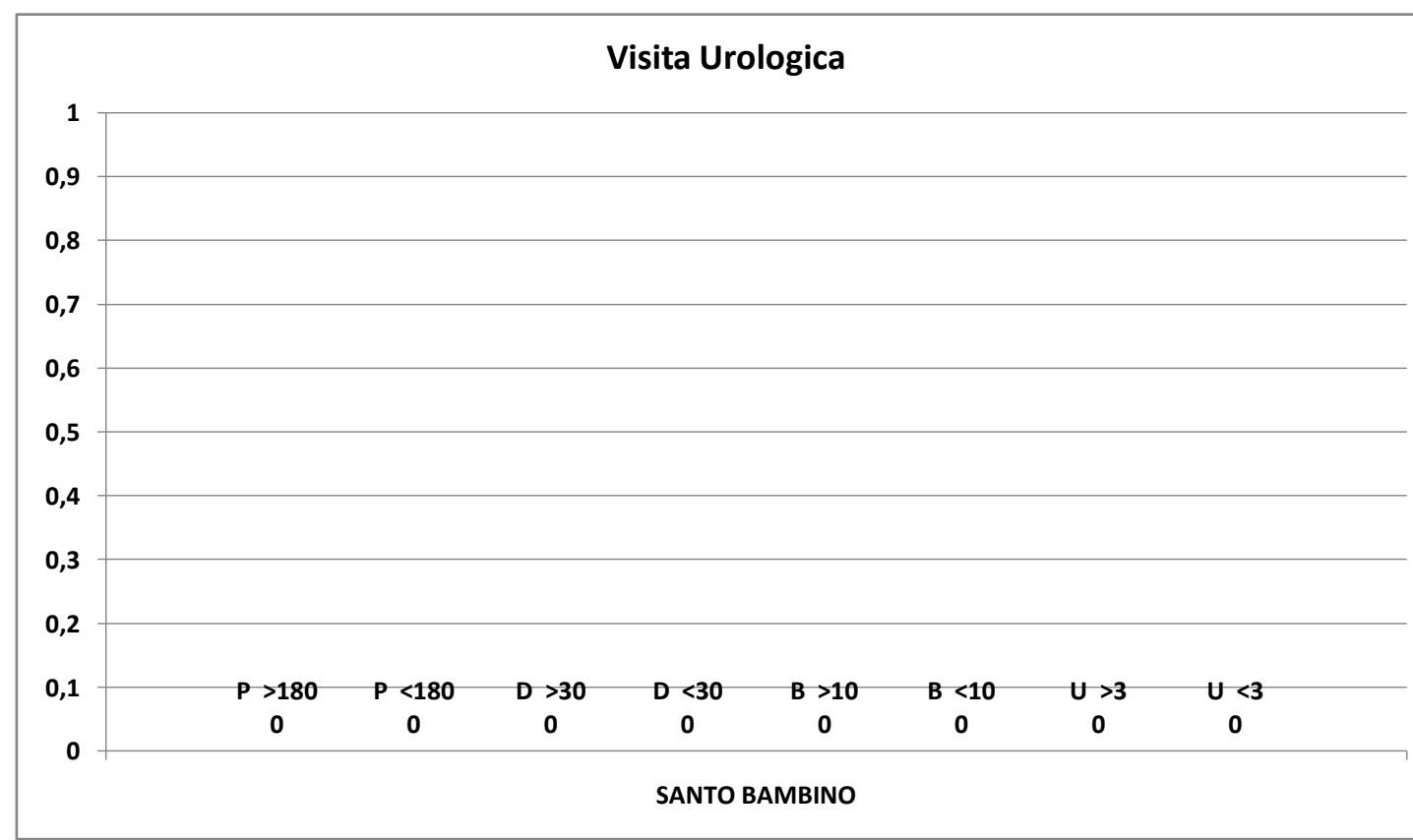
GASPARE RODOLICO			
P >180	5	4,1	%
P <180	116	95,9	%
P Tot	121		
D >30	1	4,3	%
D <30	22	95,7	%
D Tot	23		
B >10	4	19,0	%
B <10	17	81,0	%
B Tot	21		
U >3	1	100,0	%
U <3	0	0,0	%
U Tot	1		



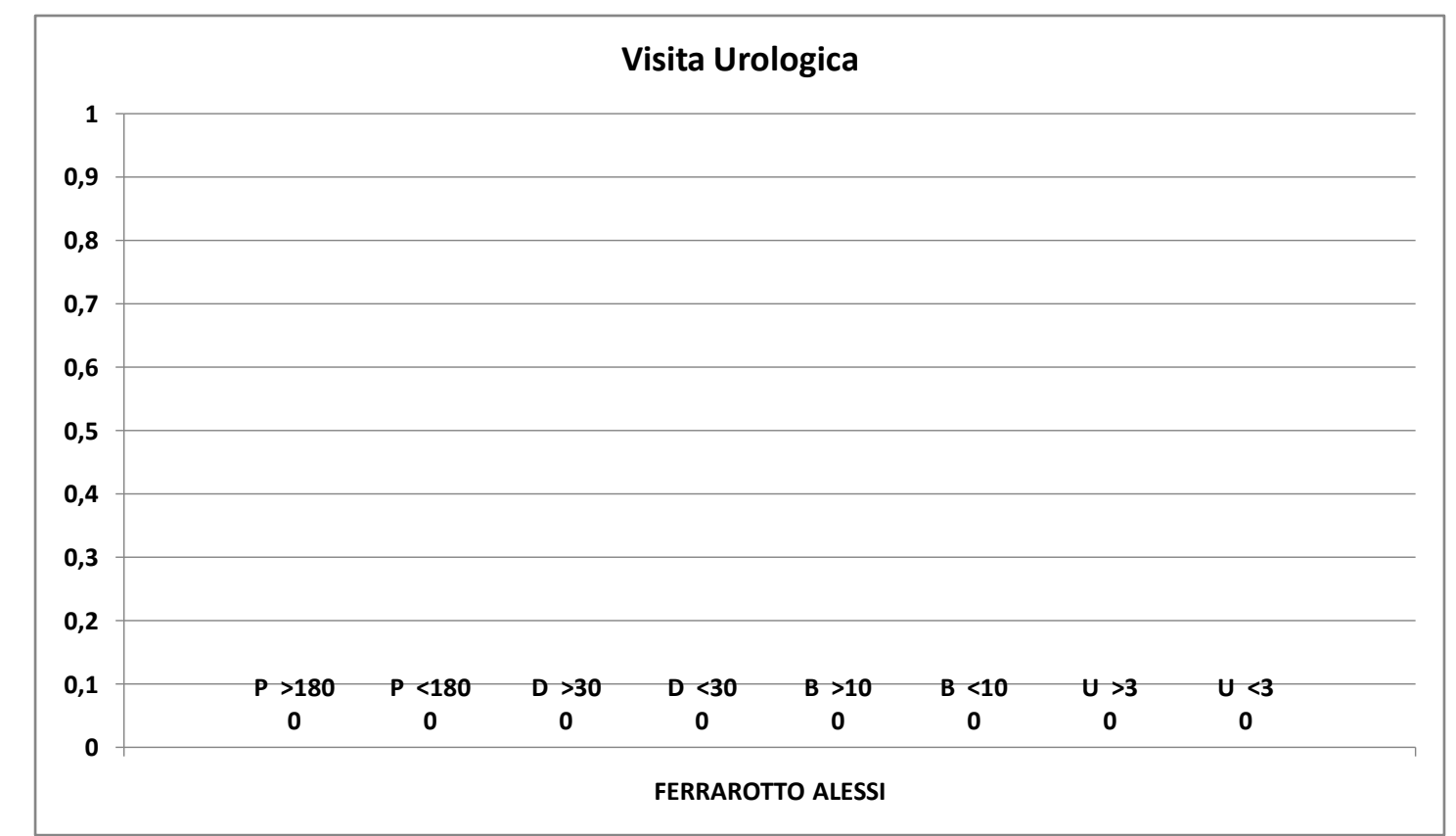
VITTORIO EMANUELE			
P >180	20	30,8	%
P <180	45	69,2	%
P Tot	65		
D >30	1	20,0	%
D <30	4	80,0	%
D Tot	5		
B >10	2	28,6	%
B <10	5	71,4	%
B Tot	7		
U >3	0	#####	%
U <3	0	#####	%
U Tot	0		



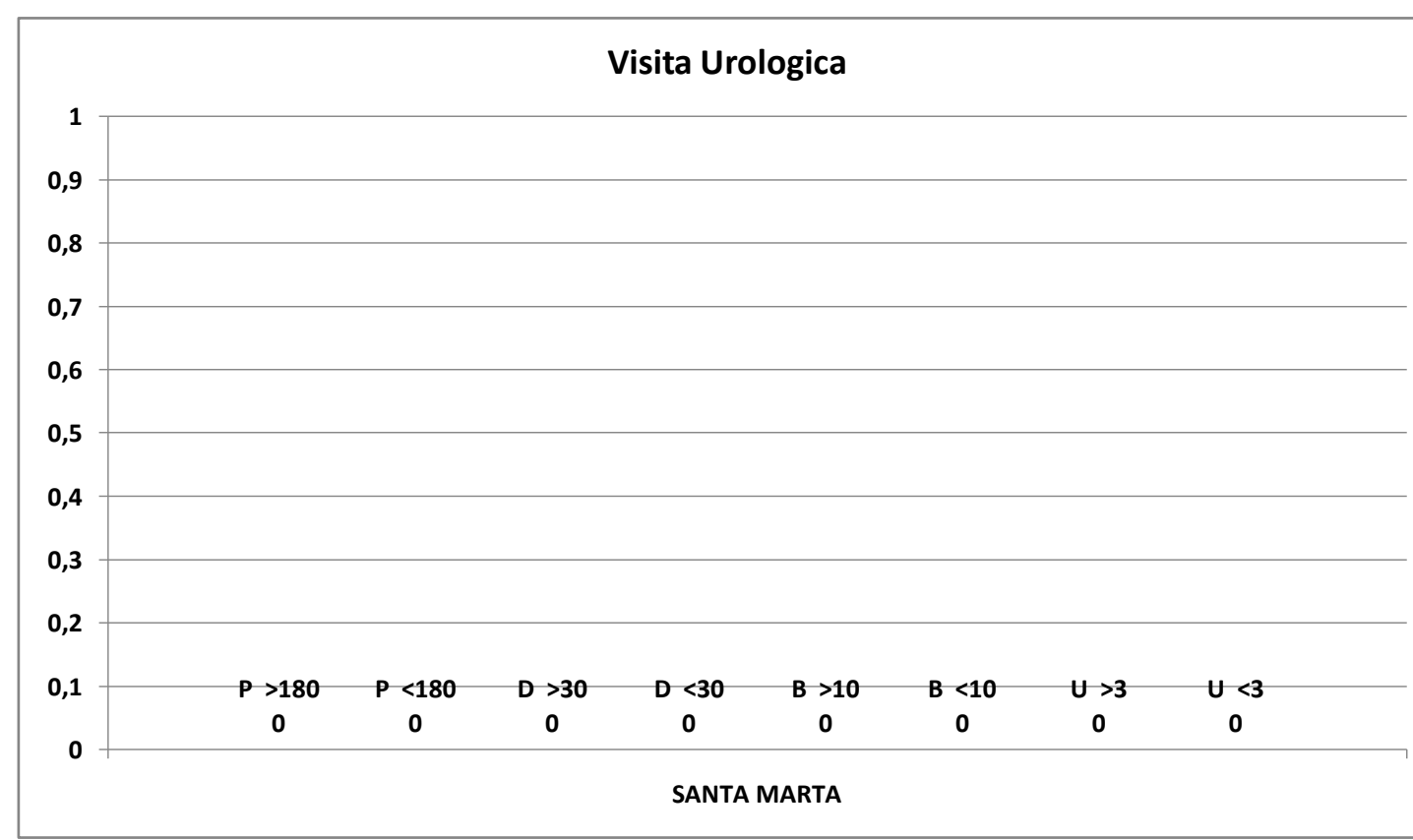
SANTO BAMBINO			
P >180	0	#####	%
P <180	0	#####	%
P Tot	0		
D >30	0	#####	%
D <30	0	#####	%
D Tot	0		
B >10	0	#####	%
B <10	0	#####	%
B Tot	0		
U >3	0	#####	%
U <3	0	#####	%
U Tot	0		



FERRAROTTO ALESSI			
P >180	0	#####	%
P <180	0	#####	%
P Tot	0		
D >30	0	#####	%
D <30	0	#####	%
D Tot	0		
B >10	0	#####	%
B <10	0	#####	%
B Tot	0		
U >3	0	#####	%
U <3	0	#####	%
U Tot	0		



SANTA MARTA			
P >180	0	#####	%
P <180	0	#####	%
P Tot	0		
D >30	0	#####	%
D <30	0	#####	%
D Tot	0		
B >10	0	#####	%
B <10	0	#####	%
B Tot	0		
U >3	0	#####	%
U <3	0	#####	%
U Tot	0		

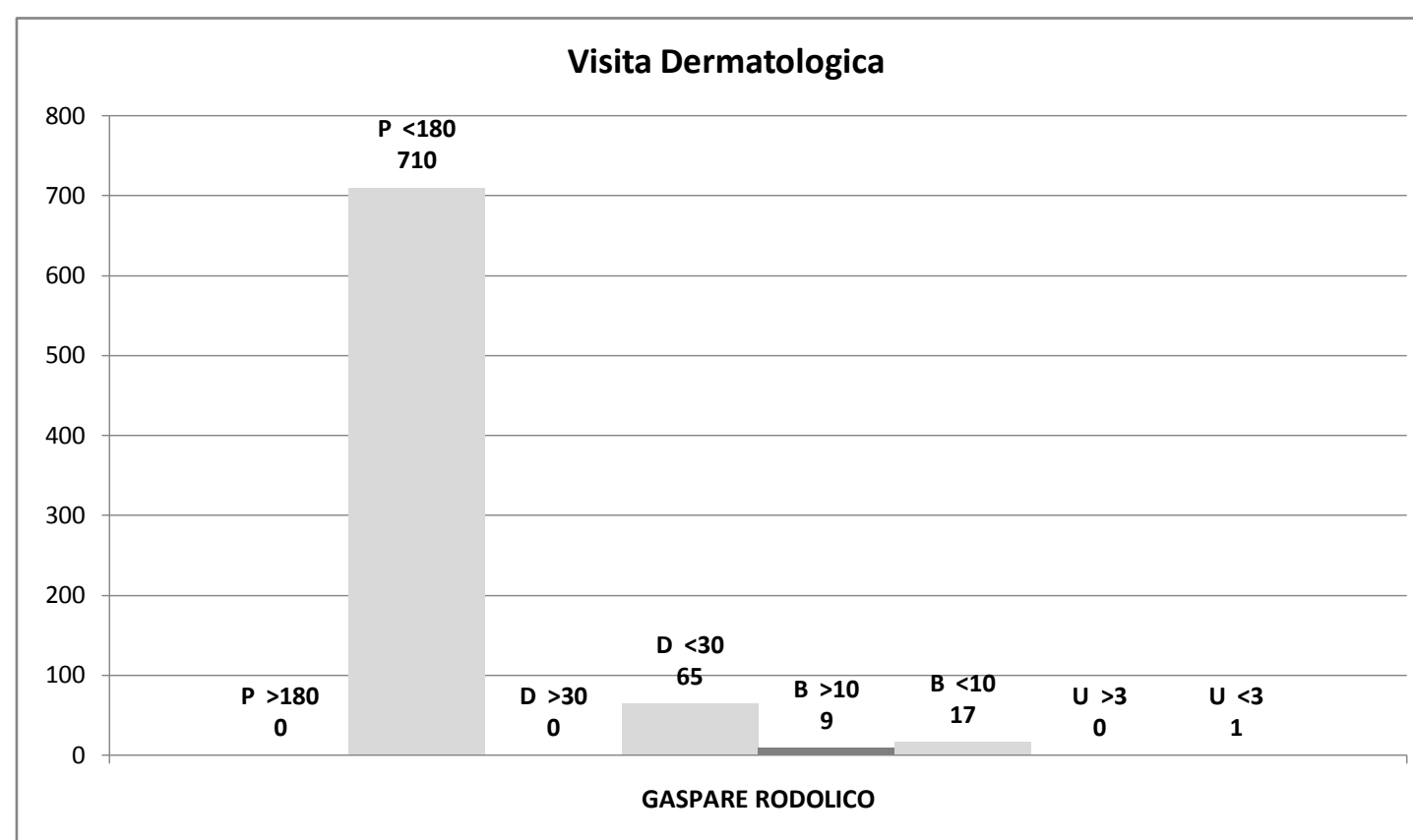


Tot. P:	186
Tot. D:	28
Tot. B:	28
Tot. U:	1
Tot. Prestazioni:	243
Tot. P >180:	25
Tot. D >30:	2
Tot. B >10:	6
Tot. U >3:	1
Tot. fuori tempo:	34

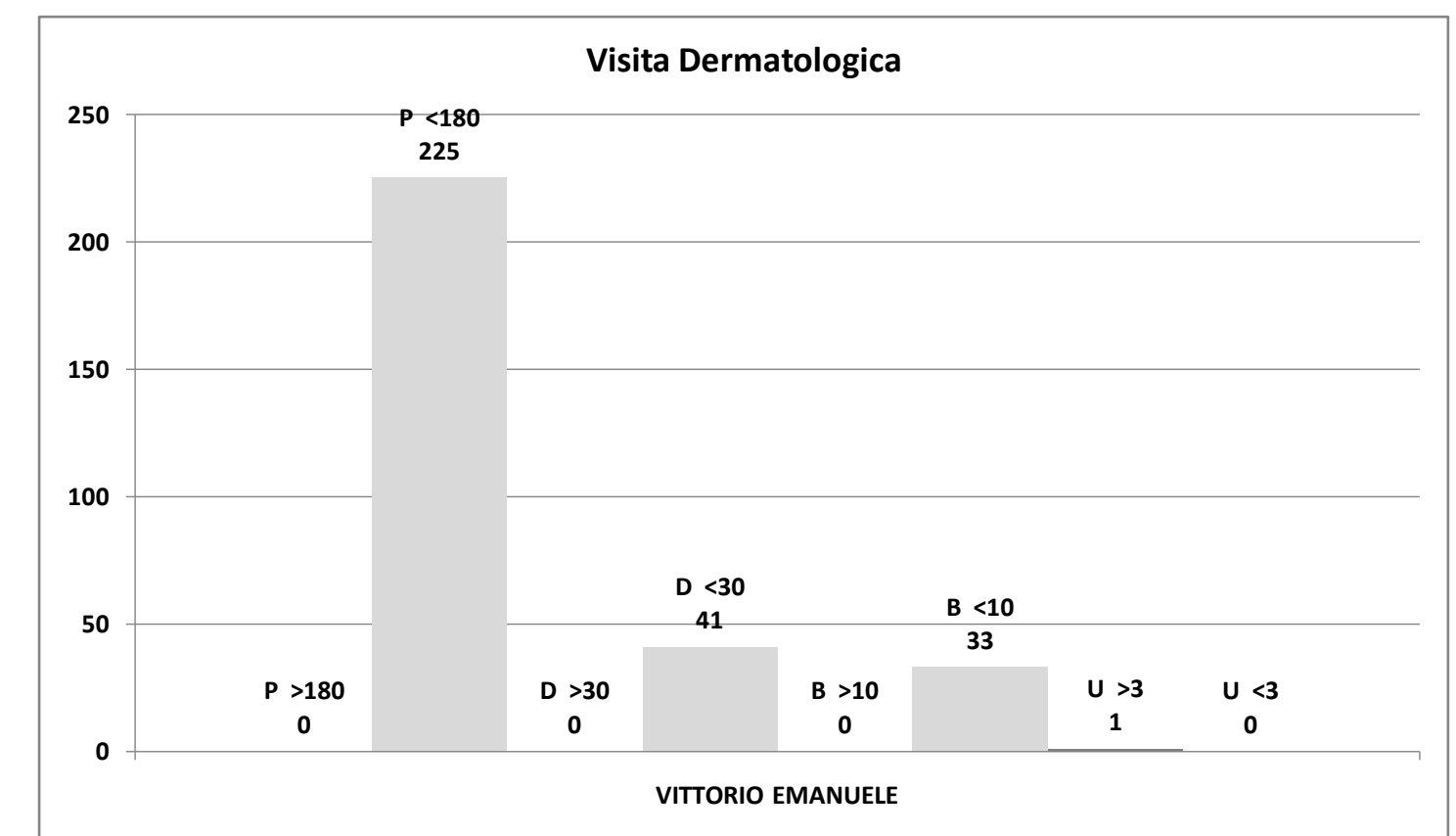
Il Responsabile del CUP – Aziendale  
Dott. Maurilio DANZI

Rilevamento tempi d'attesa PRESTAZIONI CRITICHE per codice priorità e per Presidi **marzo/2014**

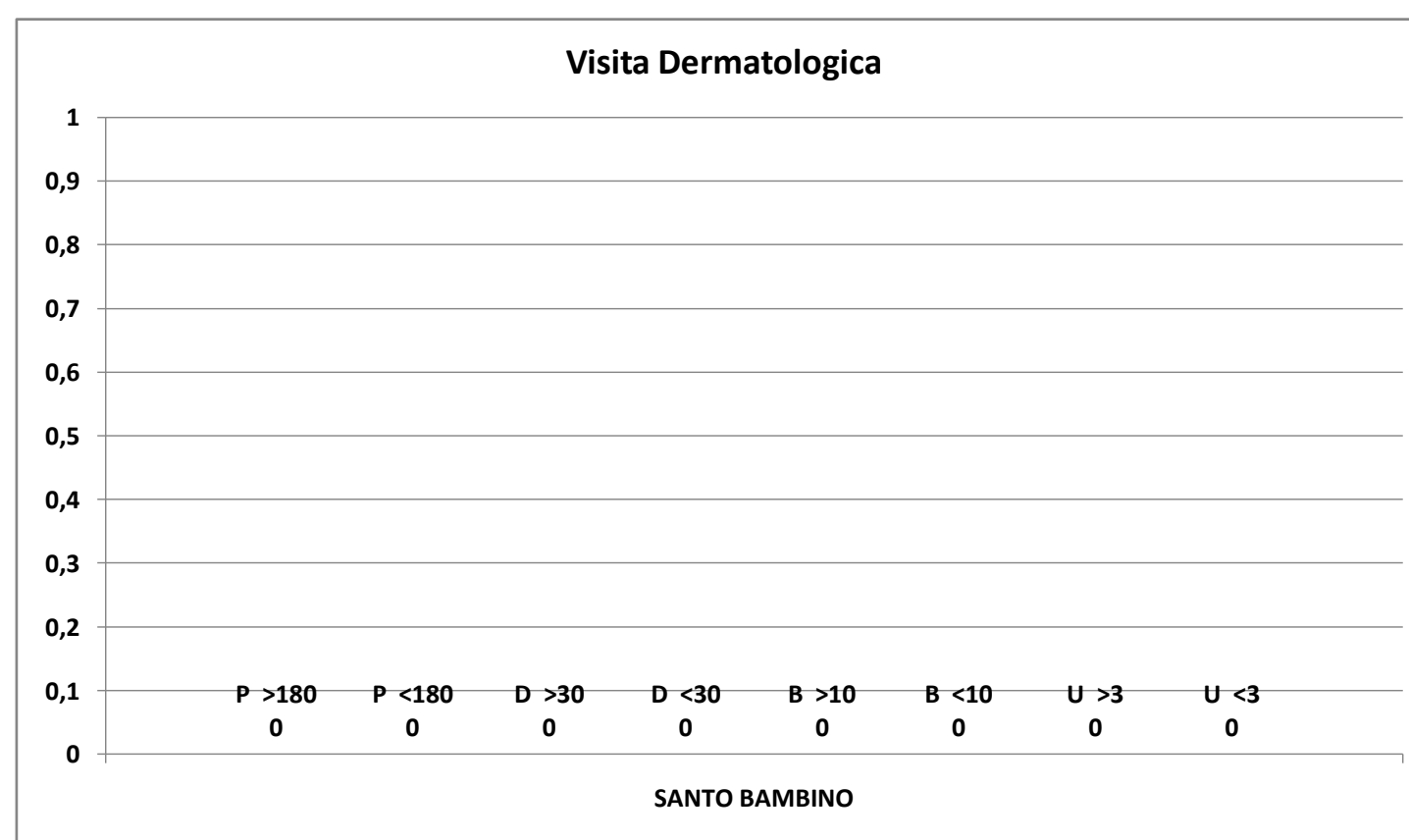
GASPARE RODOLICO			
P >180	0	0,0	%
P <180	710	100,0	%
P Tot	710		
D >30	0	0,0	%
D <30	65	100,0	%
D Tot	65		
B >10	9	34,6	%
B <10	17	65,4	%
B Tot	26		
U >3	0	0,0	%
U <3	1	100,0	%
U Tot	1		



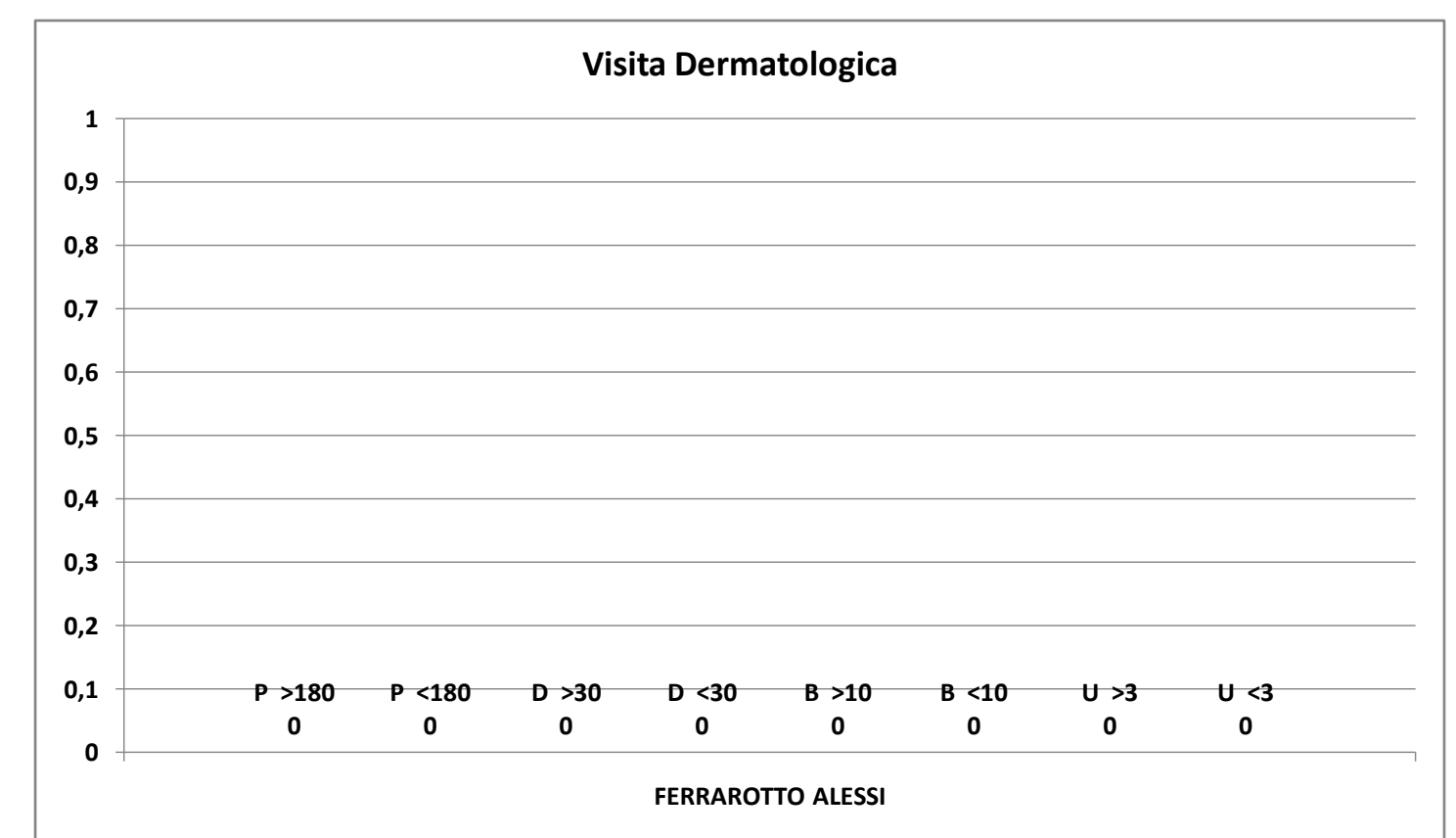
VITTORIO EMANUELE			
P >180	0	0,0	%
P <180	225	100,0	%
P Tot	225		
D >30	0	0,0	%
D <30	41	100,0	%
D Tot	41		
B >10	0	0,0	%
B <10	33	100,0	%
B Tot	33		
U >3	1	100,0	%
U <3	0	0,0	%
U Tot	1		



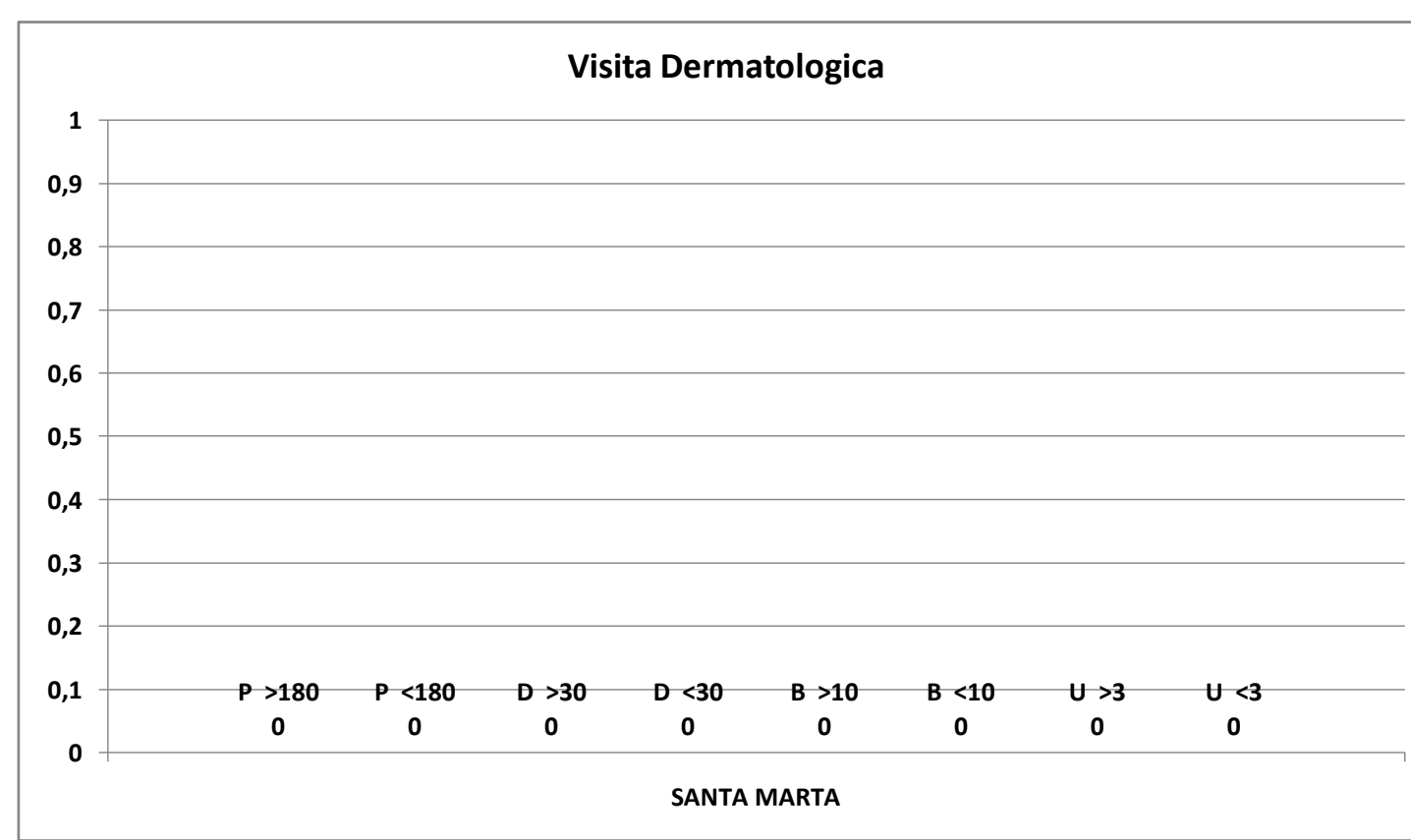
SANTO BAMBINO			
P >180	0	#####	%
P <180	0	#####	%
P Tot	0		
D >30	0	#####	%
D <30	0	#####	%
D Tot	0		
B >10	0	#####	%
B <10	0	#####	%
B Tot	0		
U >3	0	#####	%
U <3	0	#####	%
U Tot	0		



FERRAROTTO ALESSI			
P >180	0	#####	%
P <180	0	#####	%
P Tot	0		
D >30	0	#####	%
D <30	0	#####	%
D Tot	0		
B >10	0	#####	%
B <10	0	#####	%
B Tot	0		
U >3	0	#####	%
U <3	0	#####	%
U Tot	0		



SANTA MARTA			
P >180	0	#####	%
P <180	0	#####	%
P Tot	0		
D >30	0	#####	%
D <30	0	#####	%
D Tot	0		
B >10	0	#####	%
B <10	0	#####	%
B Tot	0		
U >3	0	#####	%
U <3	0	#####	%
U Tot	0		

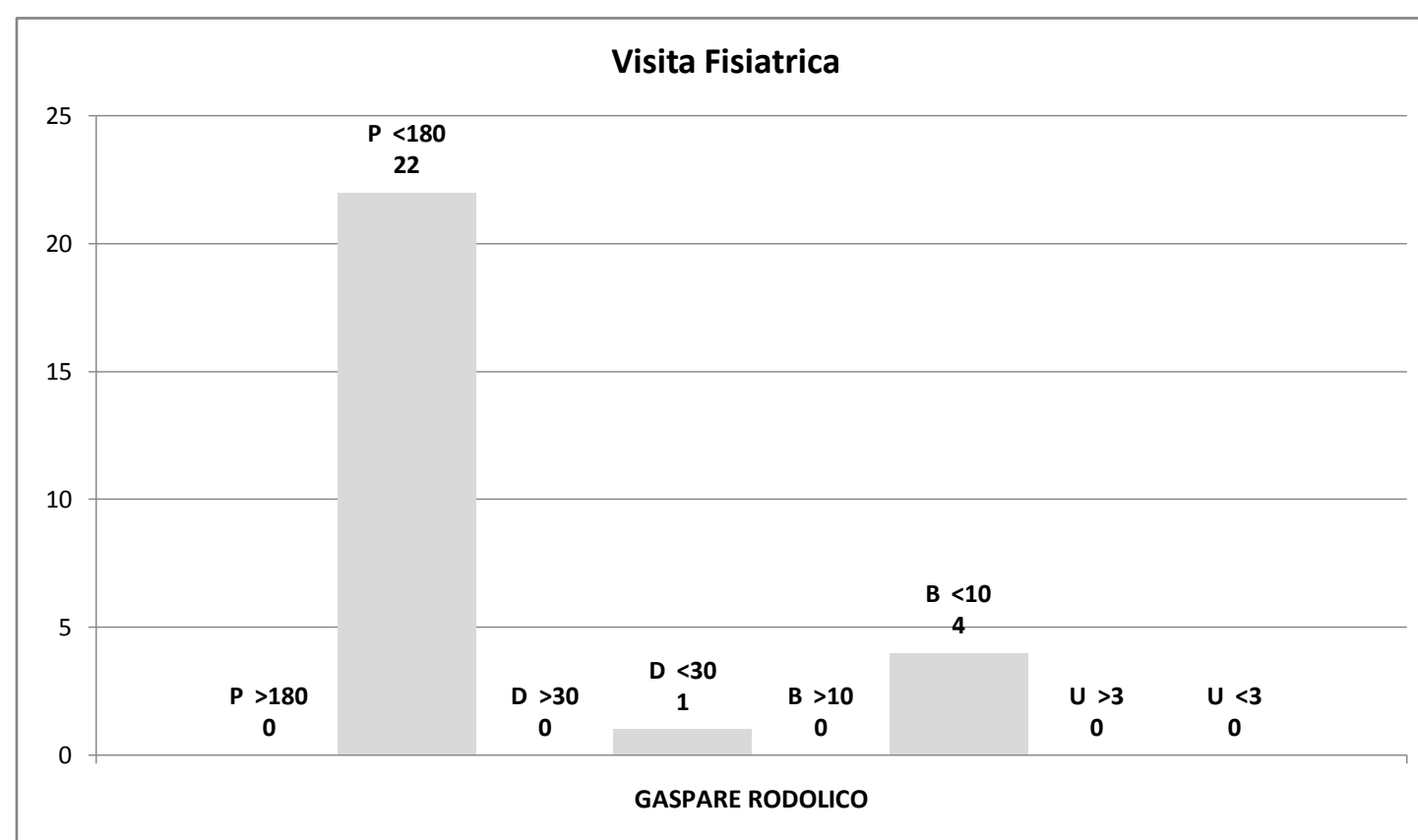


Tot. P:	935
Tot. D:	106
Tot. B:	59
Tot. U:	2
Tot. Prestazioni:	1102
Tot. P >180:	0
Tot. D >30:	0
Tot. B >10:	9
Tot. U >3:	1
Tot. fuori tempo:	10

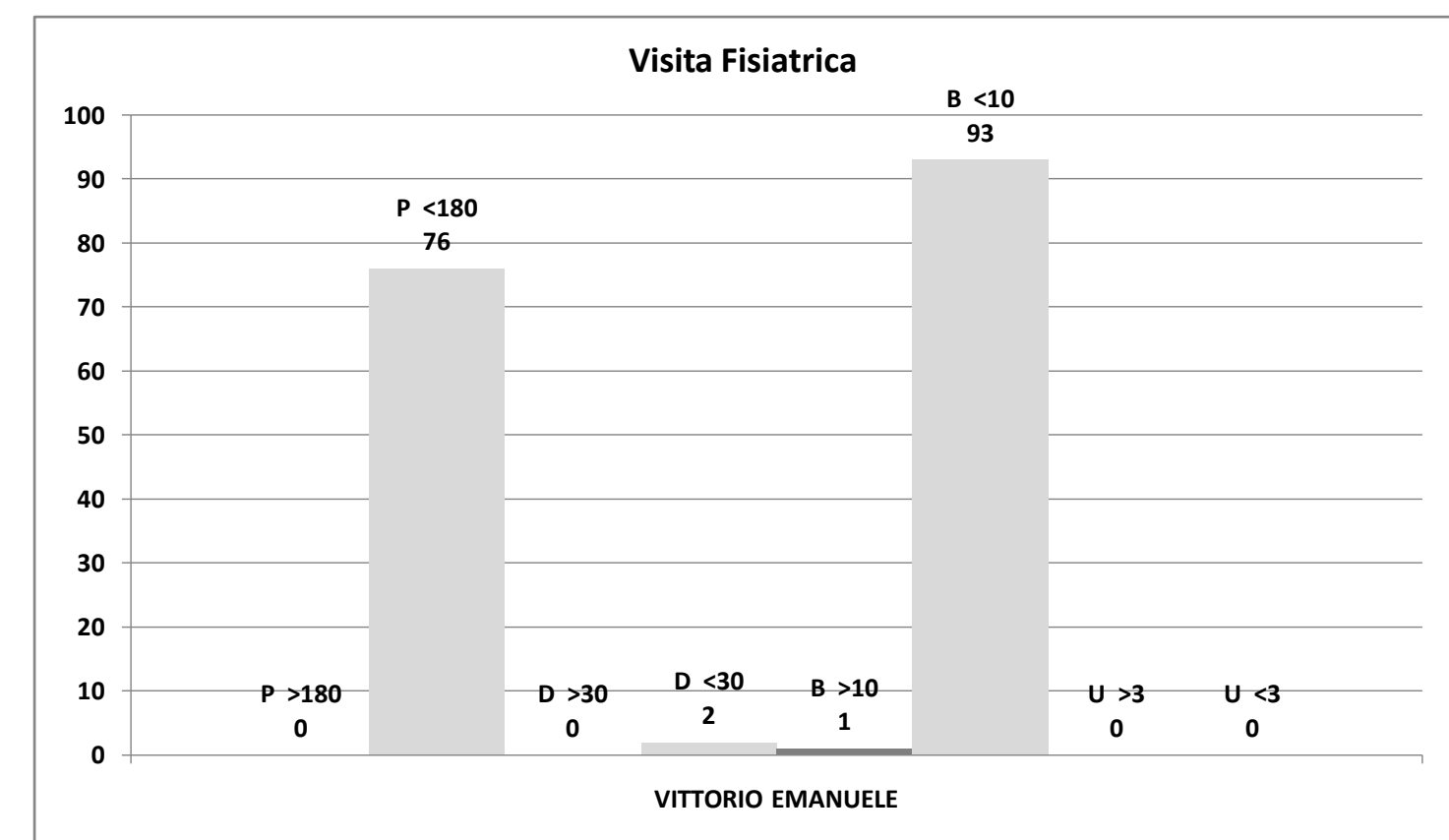
Il Responsabile del CUP – Aziendale  
Dott. Maurilio DANZI

Rilevamento tempi d'attesa PRESTAZIONI CRITICHE per codice priorità e per Presidi **marzo/2014**

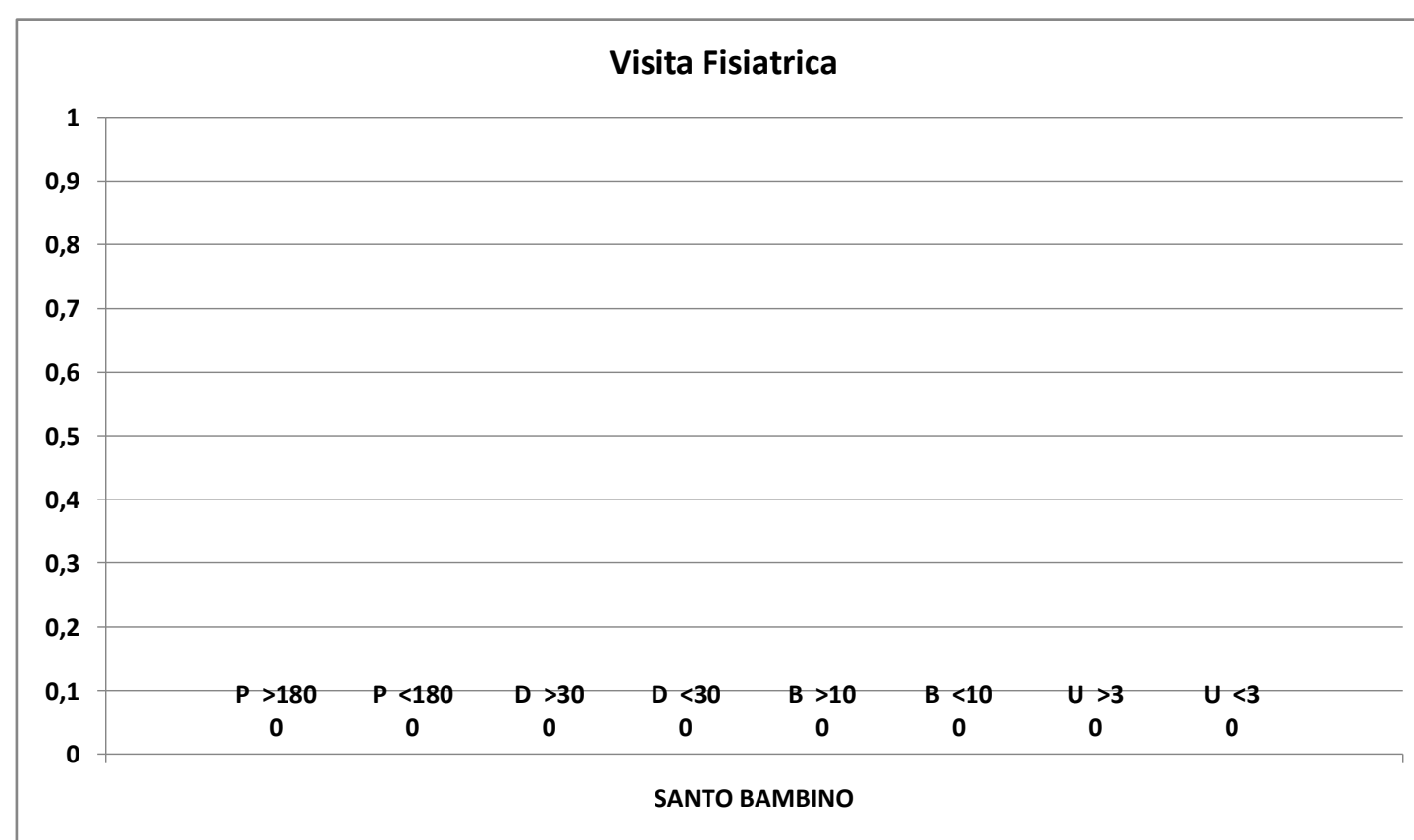
GASPARE RODOLICO			
P >180	0	0,0	%
P <180	22	100,0	%
P Tot	22		
D >30	0	0,0	%
D <30	1	100,0	%
D Tot	1		
B >10	0	0,0	%
B <10	4	100,0	%
B Tot	4		
U >3	0	#####	%
U <3	0	#####	%
U Tot	0		



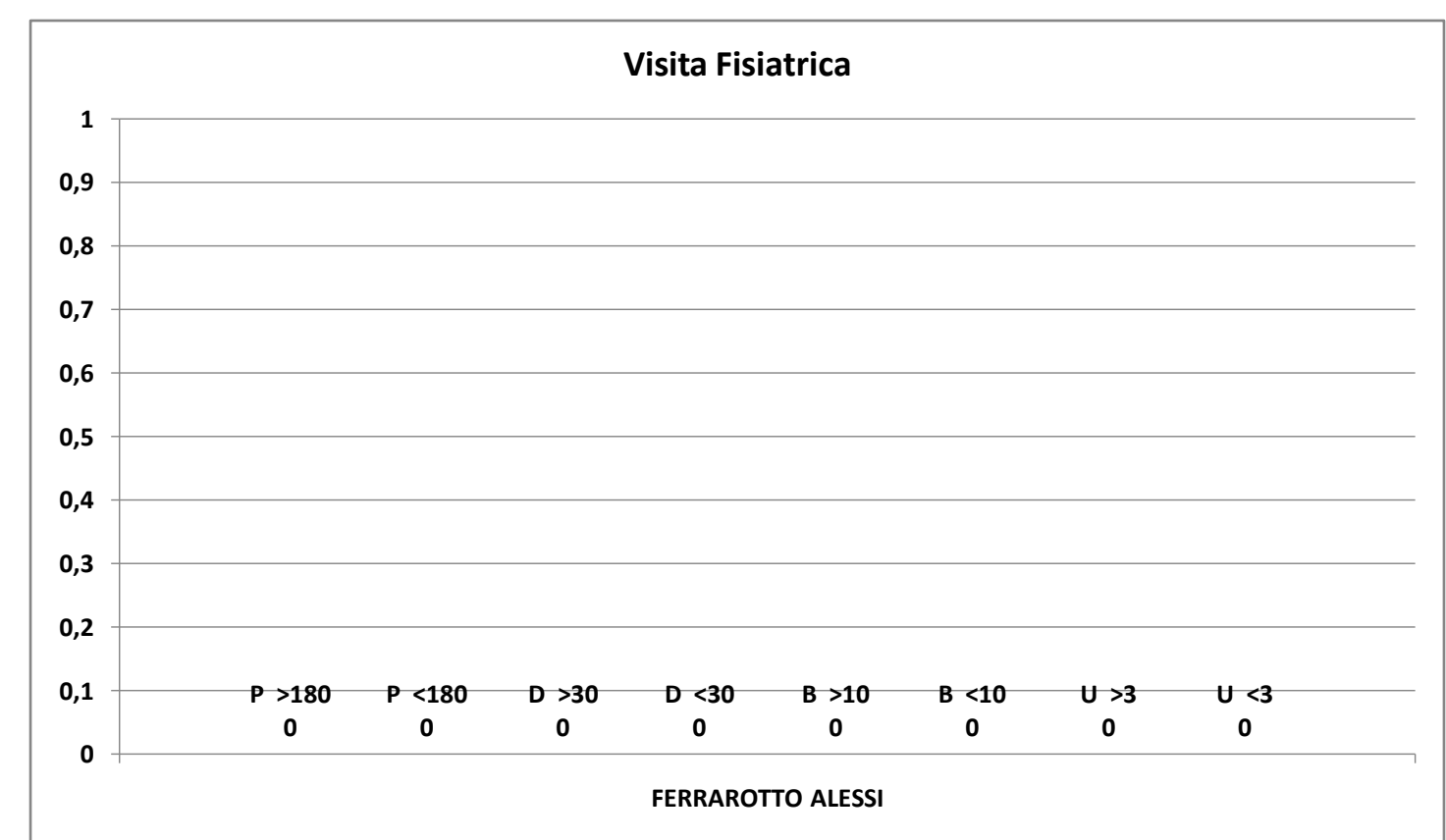
VITTORIO EMANUELE			
P >180	0	0,0	%
P <180	76	100,0	%
P Tot	76		
D >30	0	0,0	%
D <30	2	100,0	%
D Tot	2		
B >10	1	1,1	%
B <10	93	98,9	%
B Tot	94		
U >3	0	#####	%
U <3	0	#####	%
U Tot	0		



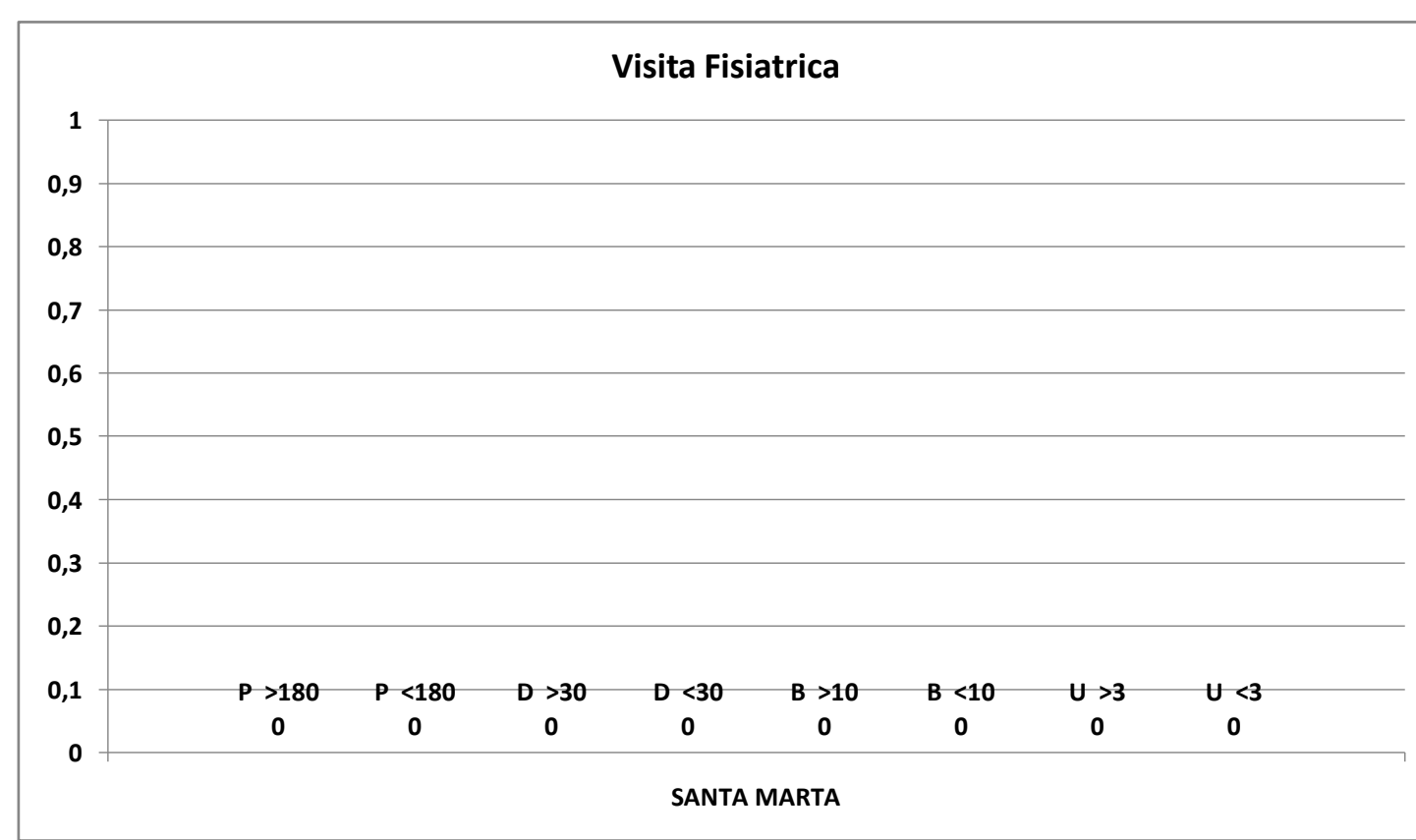
SANTO BAMBINO			
P >180	0	#####	%
P <180	0	#####	%
P Tot	0		
D >30	0	#####	%
D <30	0	#####	%
D Tot	0		
B >10	0	#####	%
B <10	0	#####	%
B Tot	0		
U >3	0	#####	%
U <3	0	#####	%
U Tot	0		



FERRAROTTO ALESSI			
P >180	0	#####	%
P <180	0	#####	%
P Tot	0		
D >30	0	#####	%
D <30	0	#####	%
D Tot	0		
B >10	0	#####	%
B <10	0	#####	%
B Tot	0		
U >3	0	#####	%
U <3	0	#####	%
U Tot	0		



SANTA MARTA			
P >180	0	#####	%
P <180	0	#####	%
P Tot	0		
D >30	0	#####	%
D <30	0	#####	%
D Tot	0		
B >10	0	#####	%
B <10	0	#####	%
B Tot	0		
U >3	0	#####	%
U <3	0	#####	%
U Tot	0		

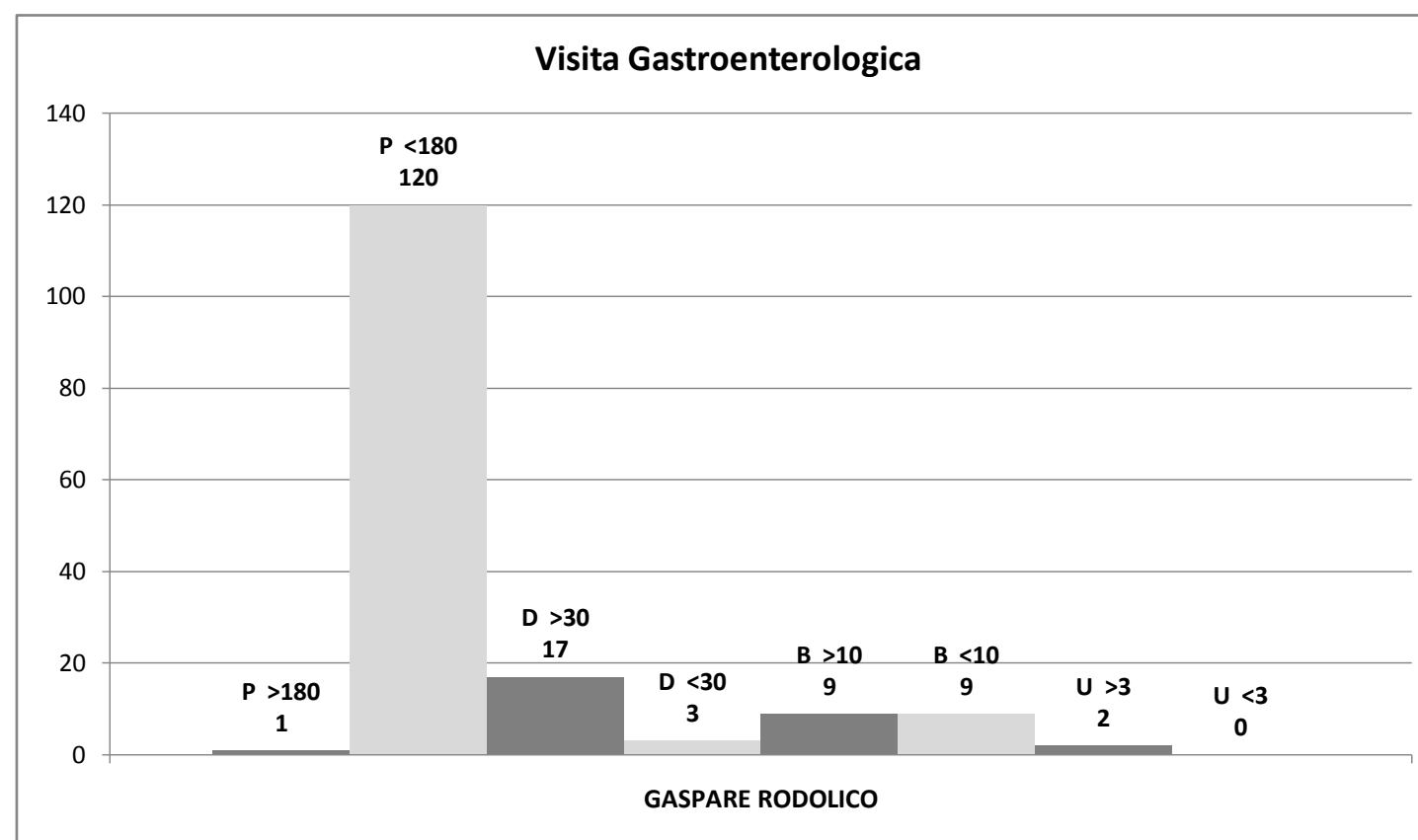


Tot. P:	98
Tot. D:	3
Tot. B:	98
Tot. U:	0
Tot. Prestazioni:	199
Tot. P >180:	0
Tot. D >30:	0
Tot. B >10:	1
Tot. U >3:	0
Tot. fuori tempo:	1

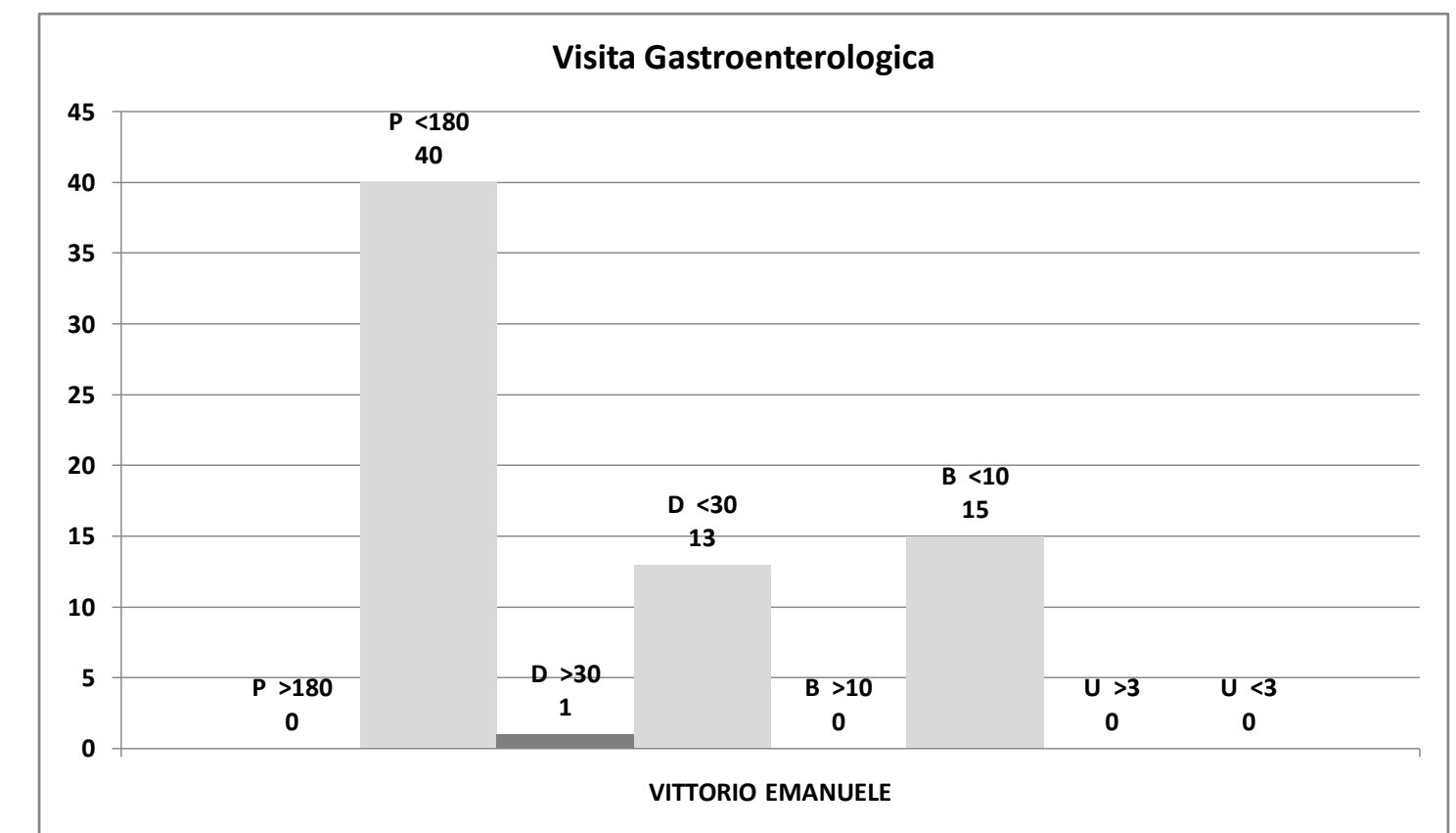
Il Responsabile del CUP – Aziendale  
Dott. Maurilio DANZI

Rilevamento tempi d'attesa PRESTAZIONI CRITICHE per codice priorità e per Presidi **marzo/2014**

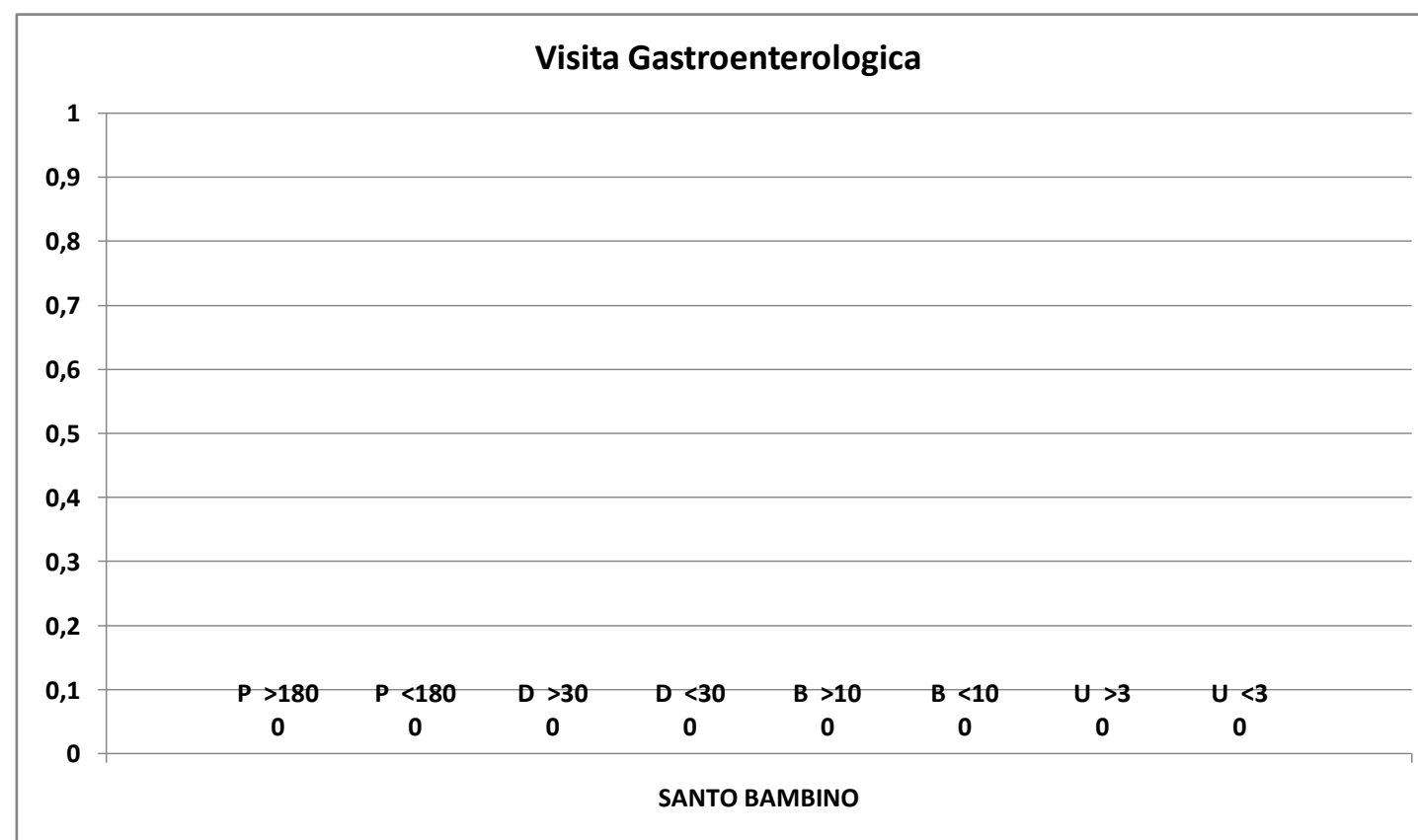
GASPARE RODOLICO			
P >180	1	0,8	%
P <180	120	99,2	%
P Tot	121		
D >30	17	85,0	%
D <30	3	15,0	%
D Tot	20		
B >10	9	50,0	%
B <10	9	50,0	%
B Tot	18		
U >3	2	100,0	%
U <3	0	0,0	%
U Tot	2		



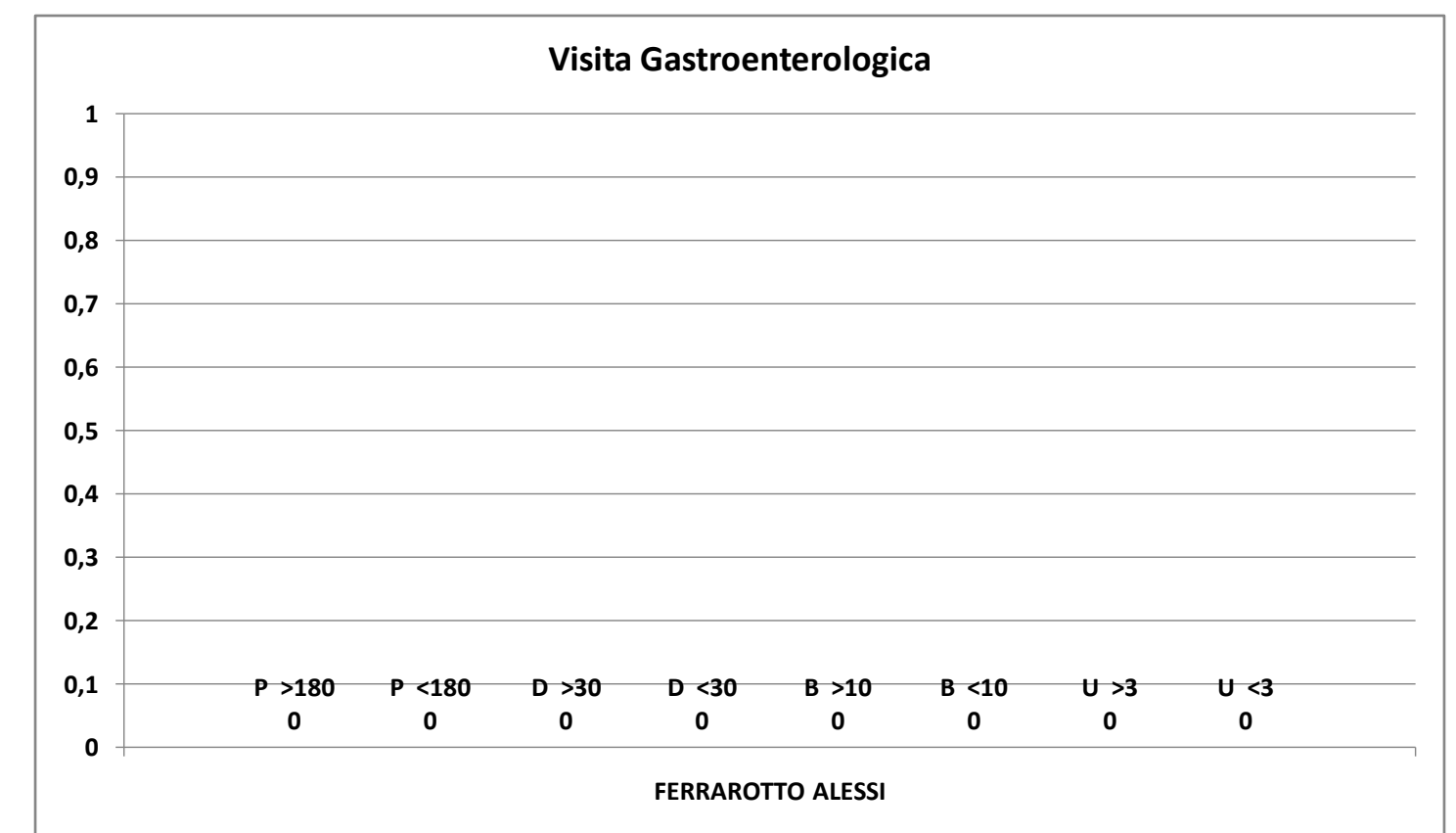
VITTORIO EMANUELE			
P >180	0	0,0	%
P <180	40	100,0	%
P Tot	40		
D >30	1	7,1	%
D <30	13	92,9	%
D Tot	14		
B >10	0	0,0	%
B <10	15	100,0	%
B Tot	15		
U >3	0	#####	%
U <3	0	#####	%
U Tot	0		



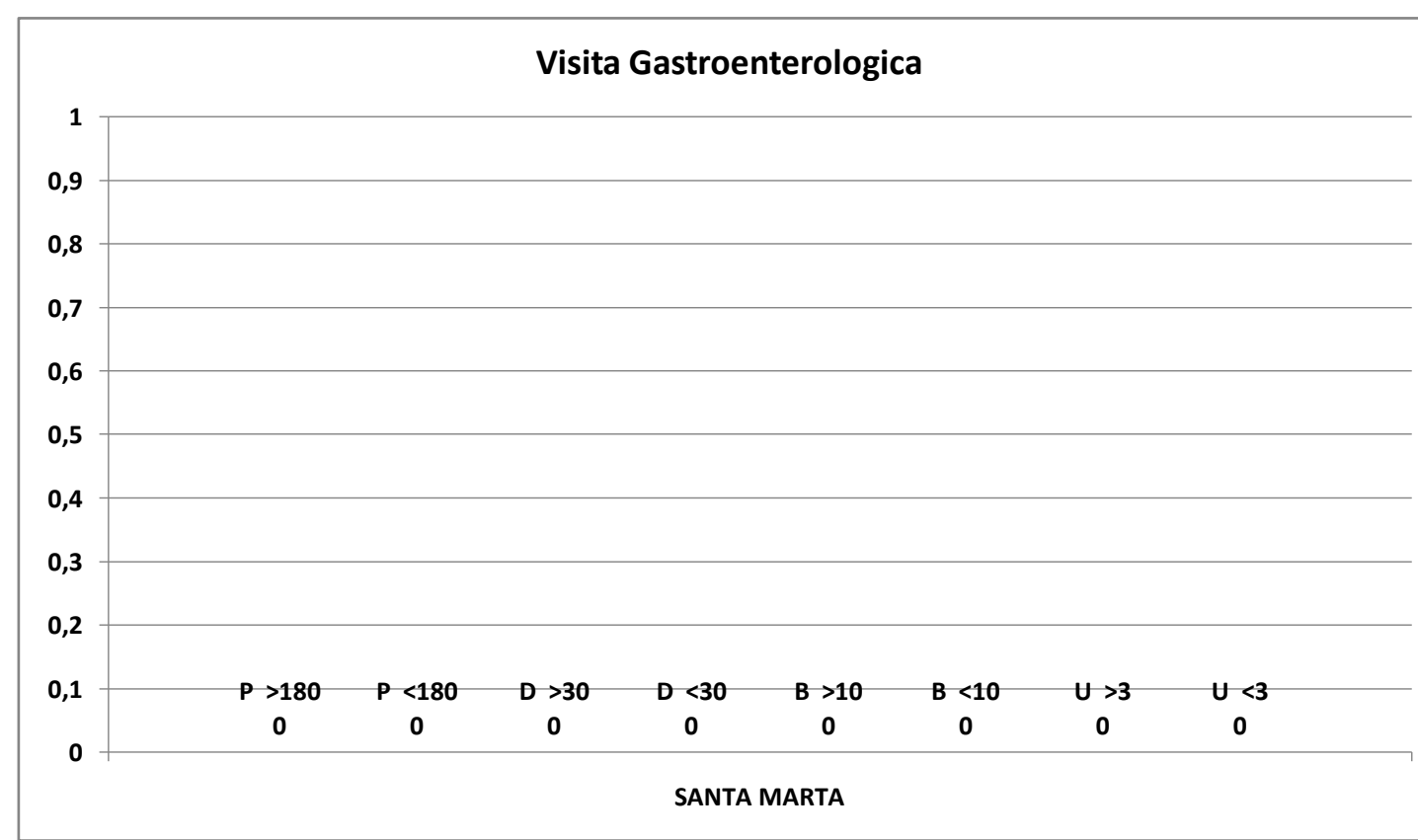
SANTO BAMBINO			
P >180	0	#####	%
P <180	0	#####	%
P Tot	0		
D >30	0	#####	%
D <30	0	#####	%
D Tot	0		
B >10	0	#####	%
B <10	0	#####	%
B Tot	0		
U >3	0	#####	%
U <3	0	#####	%
U Tot	0		



FERRAROTTO ALESSI			
P >180	0	#####	%
P <180	0	#####	%
P Tot	0		
D >30	0	#####	%
D <30	0	#####	%
D Tot	0		
B >10	0	#####	%
B <10	0	#####	%
B Tot	0		
U >3	0	#####	%
U <3	0	#####	%
U Tot	0		



SANTA MARTA			
P >180	0	#####	%
P <180	0	#####	%
P Tot	0		
D >30	0	#####	%
D <30	0	#####	%
D Tot	0		
B >10	0	#####	%
B <10	0	#####	%
B Tot	0		
U >3	0	#####	%
U <3	0	#####	%
U Tot	0		

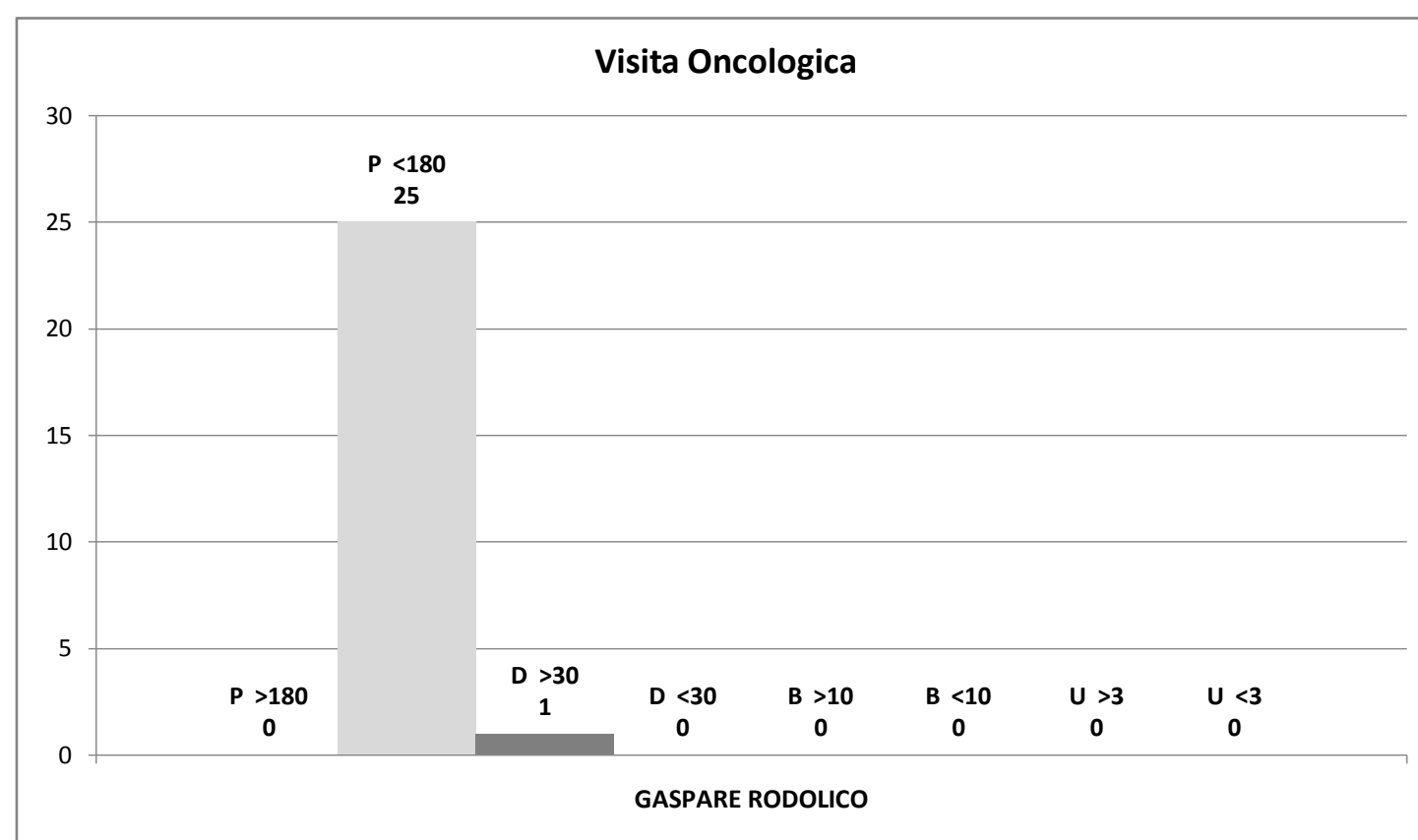


Tot. P:	161
Tot. D:	34
Tot. B:	33
Tot. U:	2
Tot. Prestazioni:	230
Tot. P >180:	1
Tot. D >30:	18
Tot. B >10:	9
Tot. U >3:	2
Tot. fuori tempo:	30

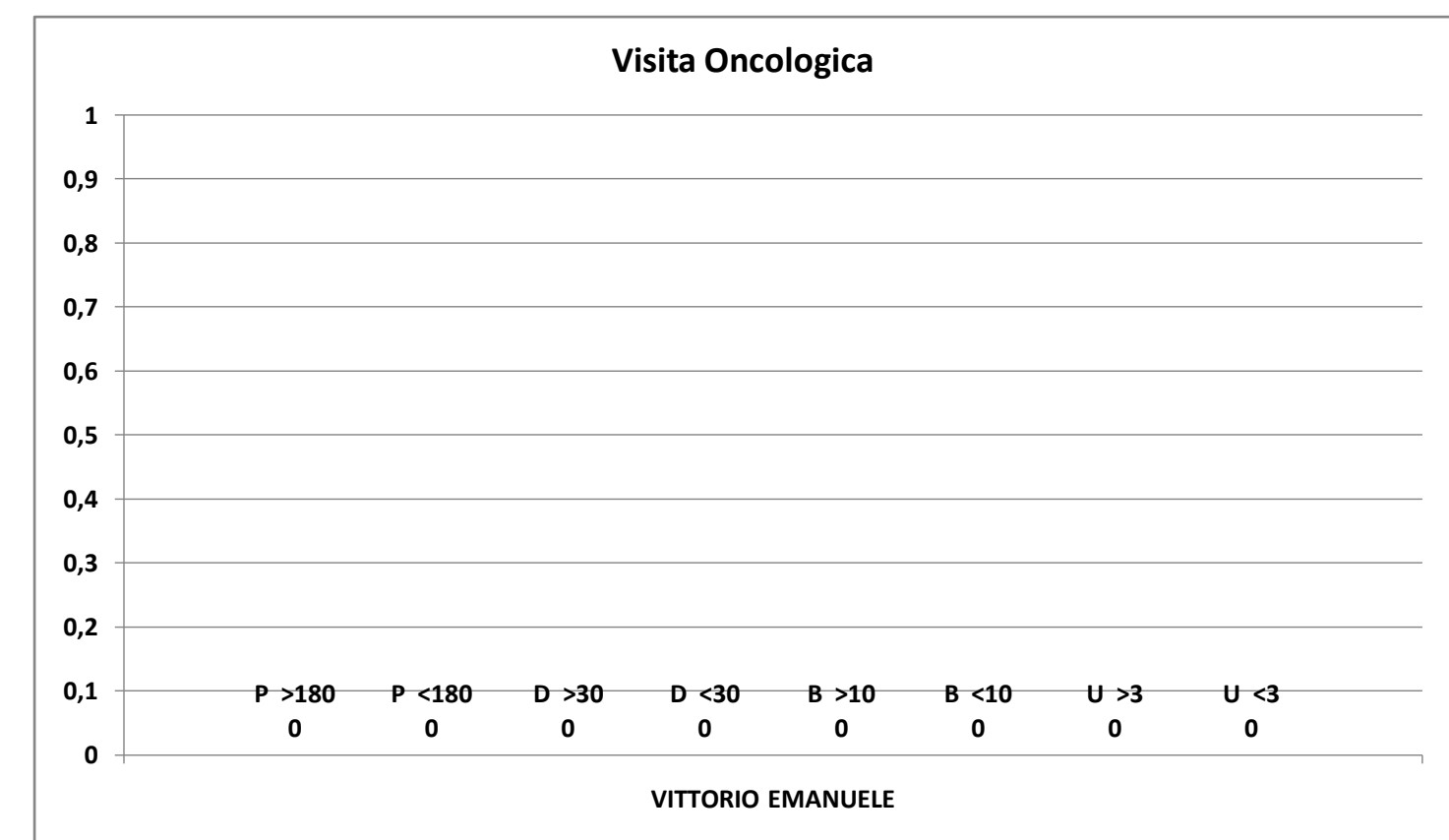
Il Responsabile del CUP – Aziendale  
Dott. Maurilio DANZI

Rilevamento tempi d'attesa PRESTAZIONI CRITICHE per codice priorità e per Presidi **marzo/2014**

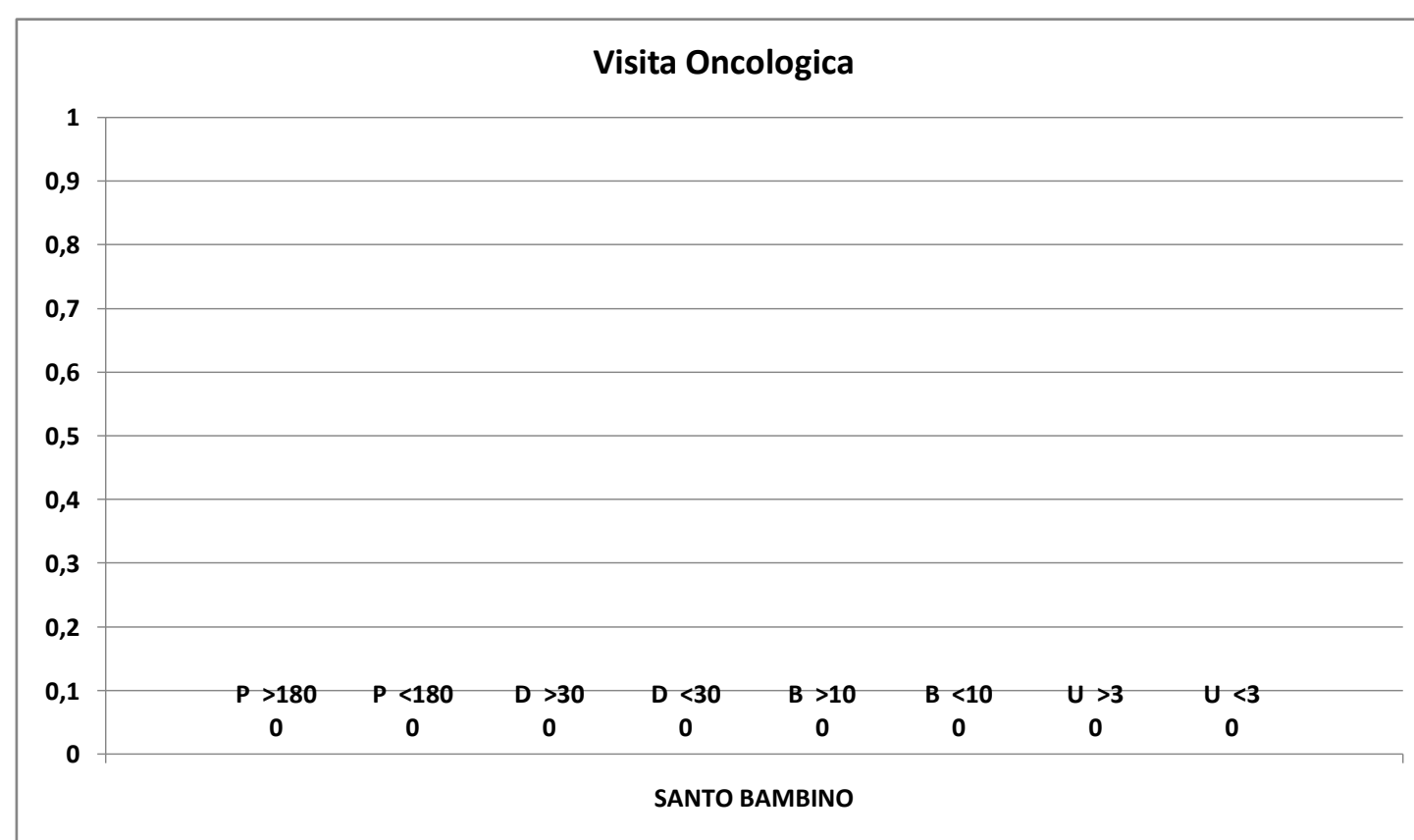
GASPARE RODOLICO			
P >180	0	0,0	%
P <180	25	100,0	%
P Tot	25		
D >30	1	100,0	%
D <30	0	0,0	%
D Tot	1		
B >10	0	#####	%
B <10	0	#####	%
B Tot	0		
U >3	0	#####	%
U <3	0	#####	%
U Tot	0		



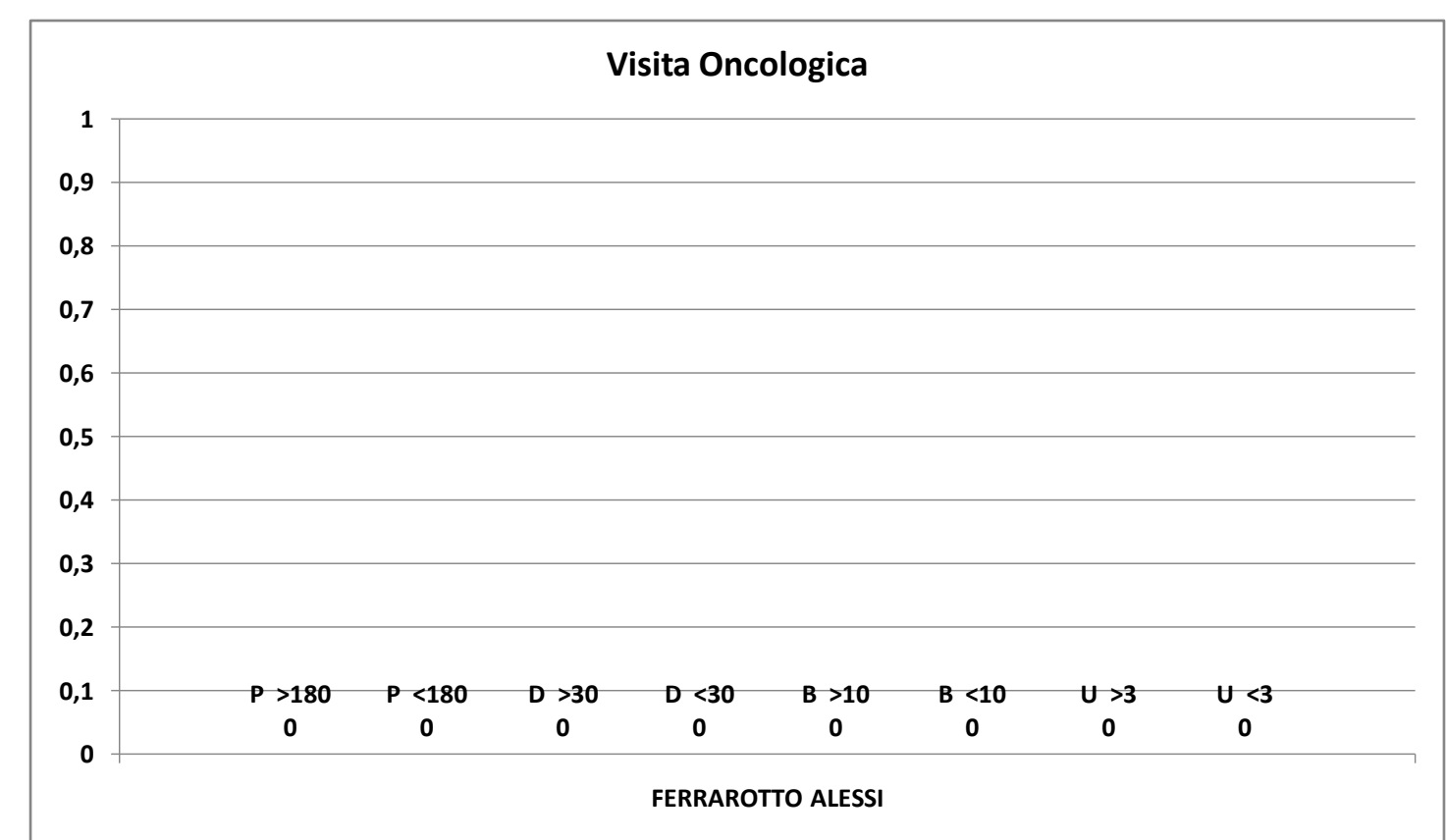
VITTORIO EMANUELE			
P >180	0	#####	%
P <180	0	#####	%
P Tot	0		
D >30	0	#####	%
D <30	0	#####	%
D Tot	0		
B >10	0	#####	%
B <10	0	#####	%
B Tot	0		
U >3	0	#####	%
U <3	0	#####	%
U Tot	0		



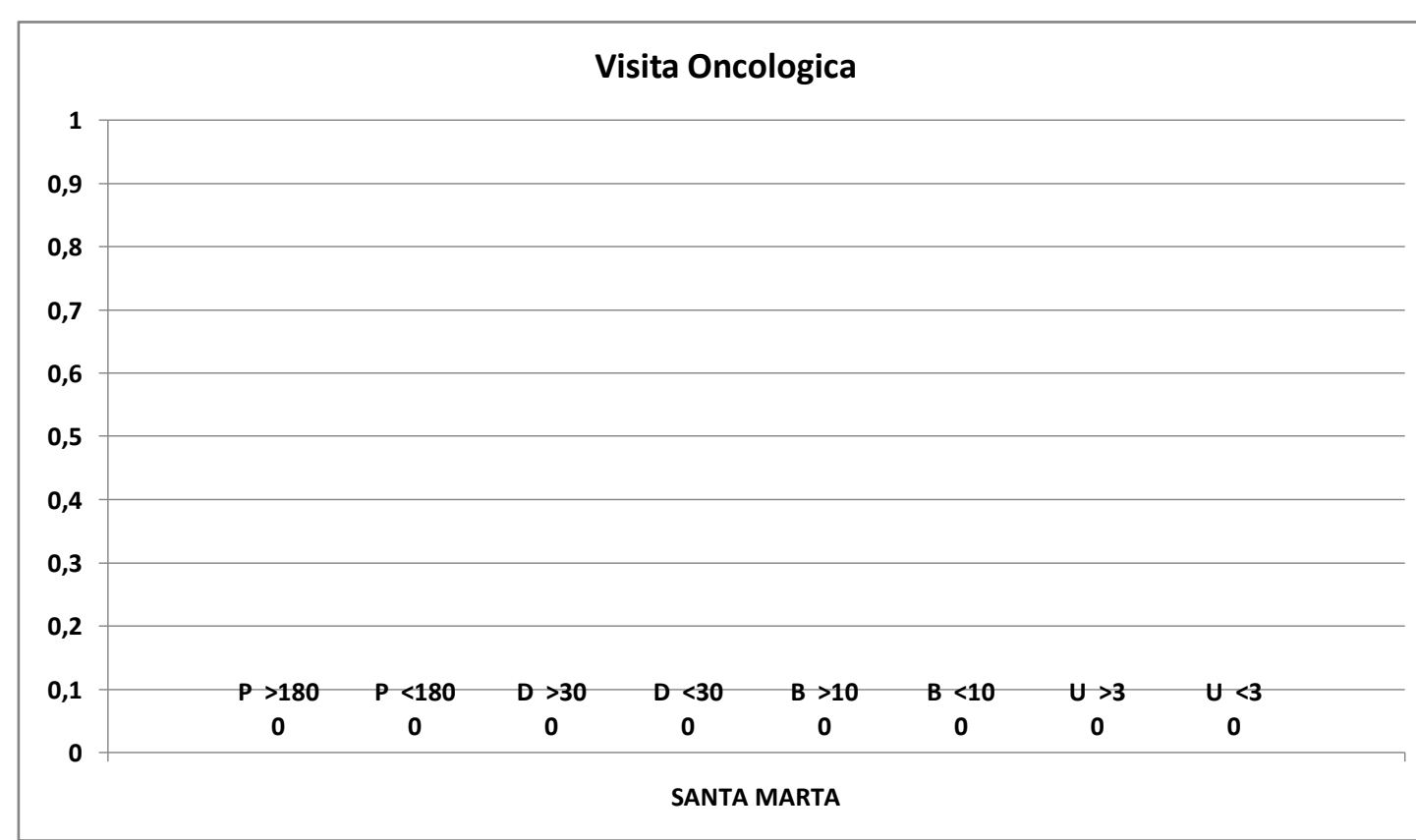
SANTO BAMBINO			
P >180	0	#####	%
P <180	0	#####	%
P Tot	0		
D >30	0	#####	%
D <30	0	#####	%
D Tot	0		
B >10	0	#####	%
B <10	0	#####	%
B Tot	0		
U >3	0	#####	%
U <3	0	#####	%
U Tot	0		



FERRAROTTO ALESSI			
P >180	0	#####	%
P <180	0	#####	%
P Tot	0		
D >30	0	#####	%
D <30	0	#####	%
D Tot	0		
B >10	0	#####	%
B <10	0	#####	%
B Tot	0		
U >3	0	#####	%
U <3	0	#####	%
U Tot	0		



SANTA MARTA			
P >180	0	#####	%
P <180	0	#####	%
P Tot	0		
D >30	0	#####	%
D <30	0	#####	%
D Tot	0		
B >10	0	#####	%
B <10	0	#####	%
B Tot	0		
U >3	0	#####	%
U <3	0	#####	%
U Tot	0		

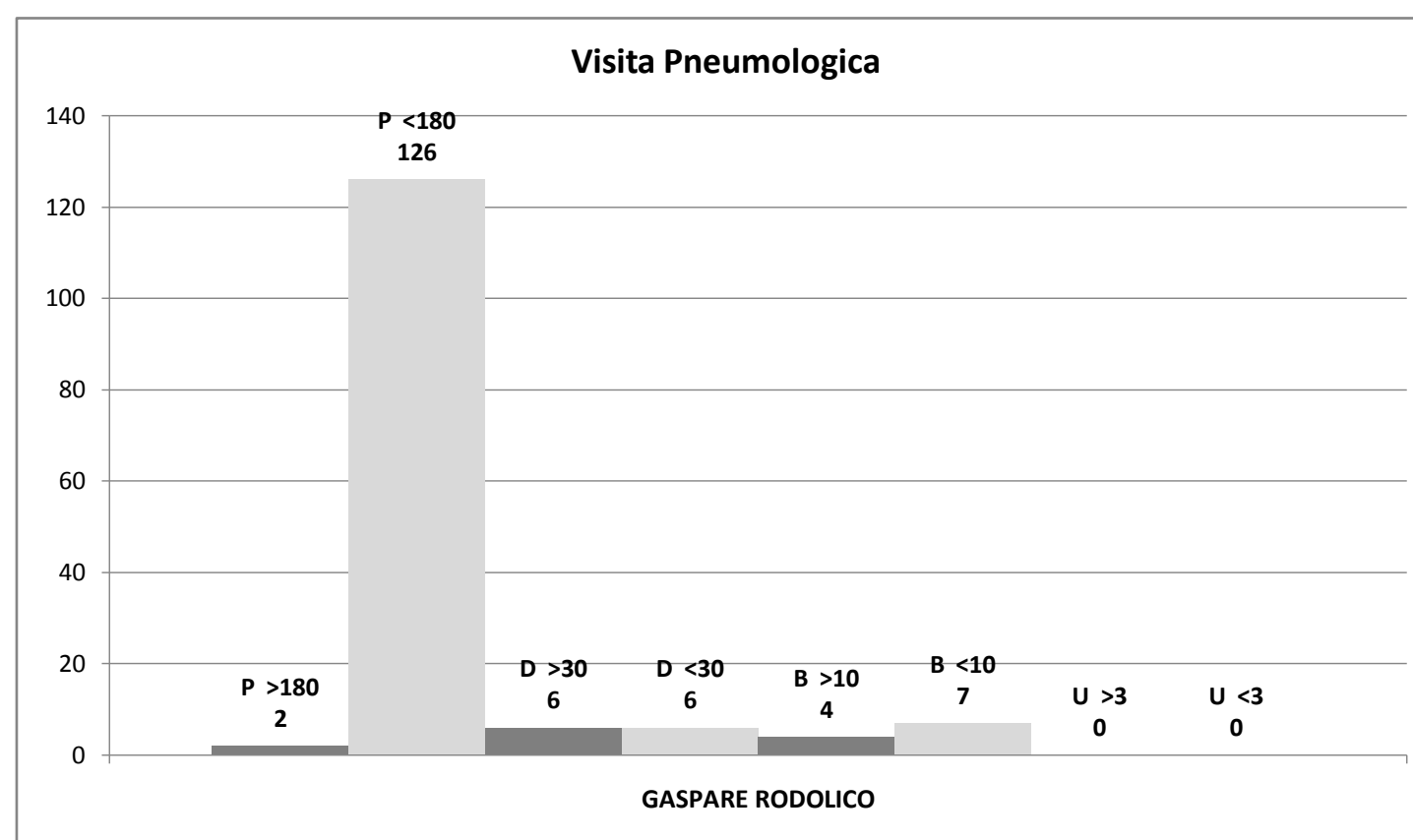


Tot. P:	25
Tot. D:	1
Tot. B:	0
Tot. U:	0
Tot. Prestazioni:	26
Tot. P >180:	0
Tot. D >30:	1
Tot. B >10:	0
Tot. U >3:	0
Tot. fuori tempo:	1

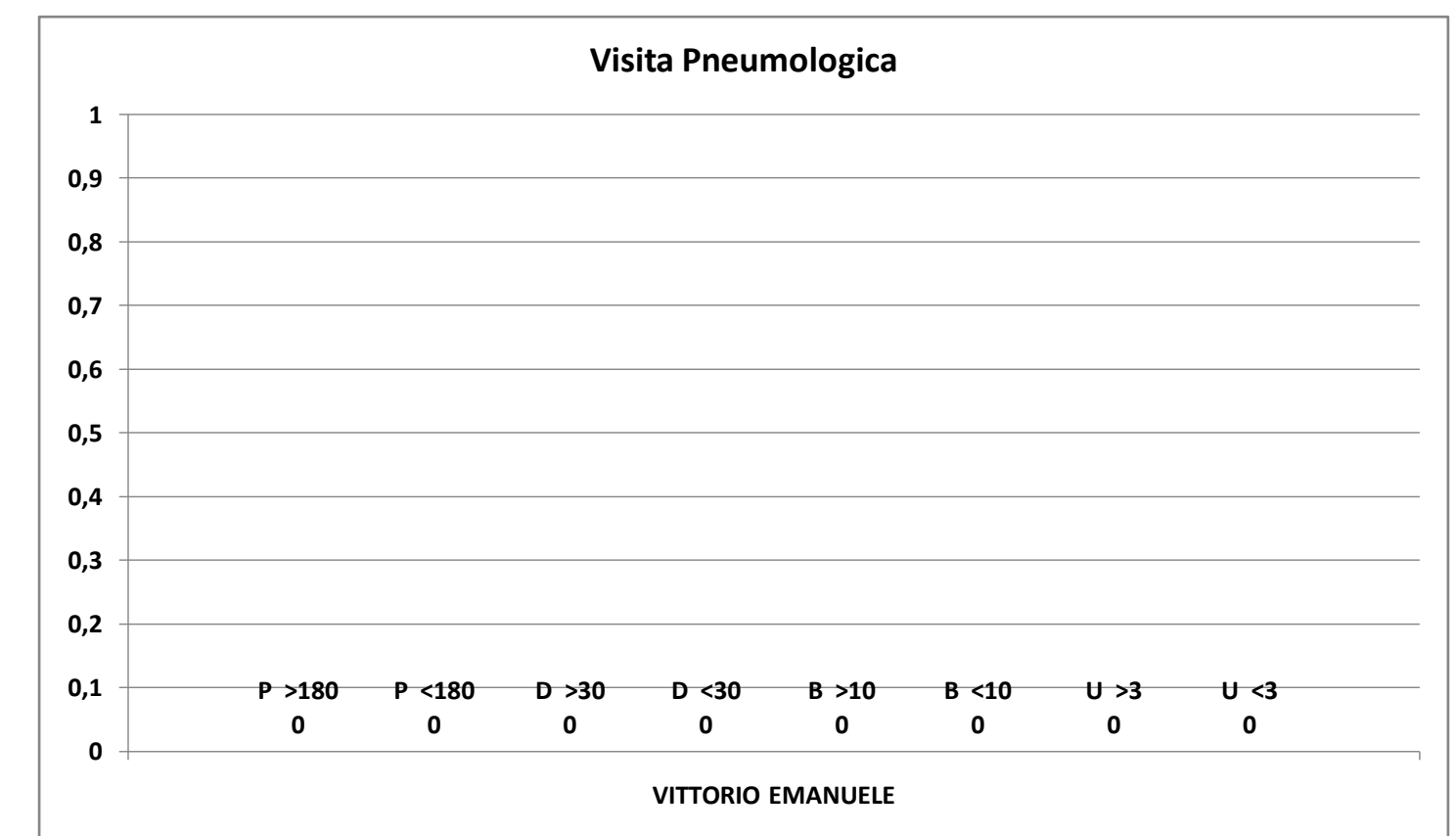
Il Responsabile del CUP – Aziendale  
Dott. Maurilio DANZI

Rilevamento tempi d'attesa PRESTAZIONI CRITICHE per codice priorità e per Presidi **marzo/2014**

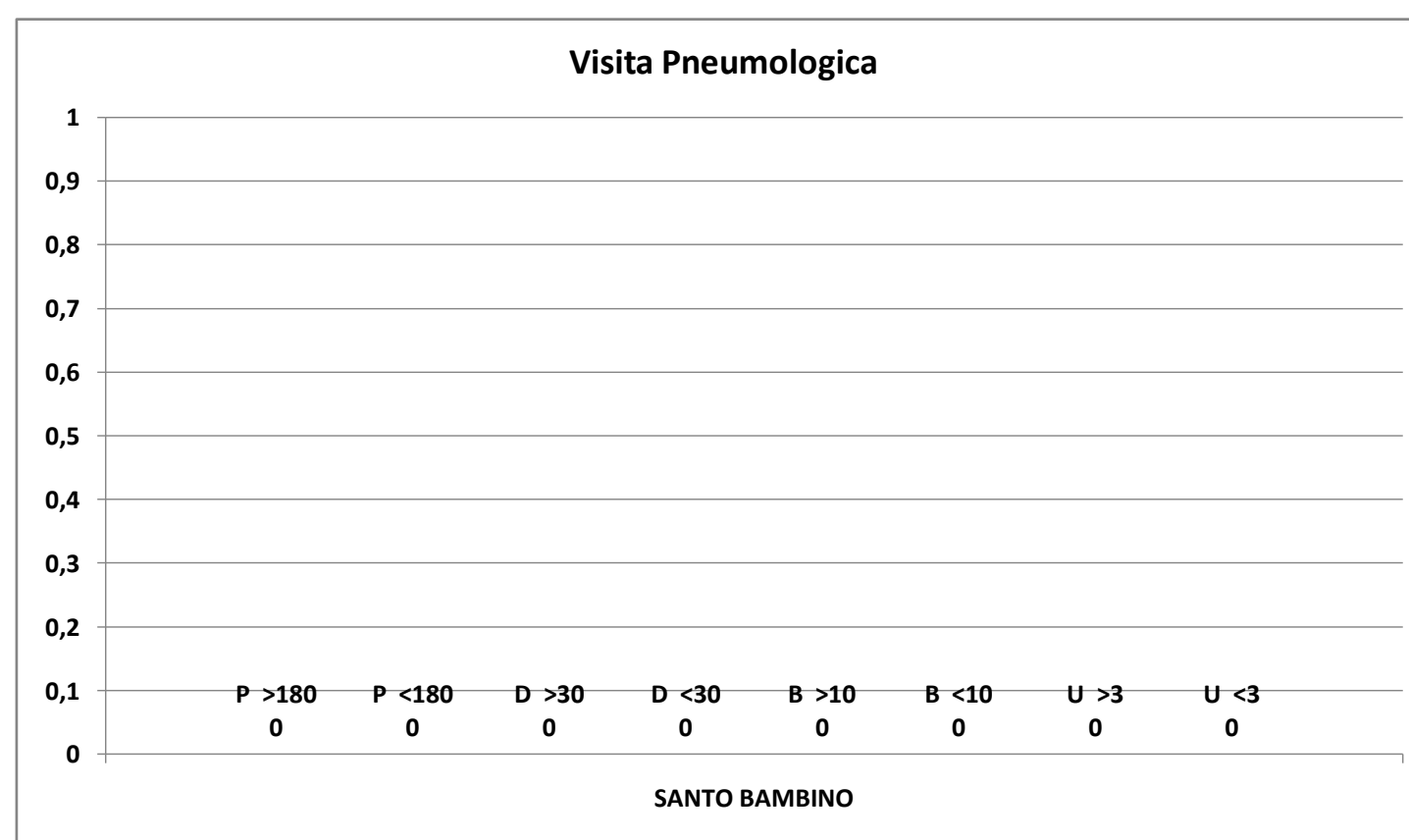
GASPARE RODOLICO			
P >180	2	1,6	%
P <180	126	98,4	%
P Tot	128		
D >30	6	50,0	%
D <30	6	50,0	%
D Tot	12		
B >10	4	36,4	%
B <10	7	63,6	%
B Tot	11		
U >3	0	#####	%
U <3	0	#####	%
U Tot	0		



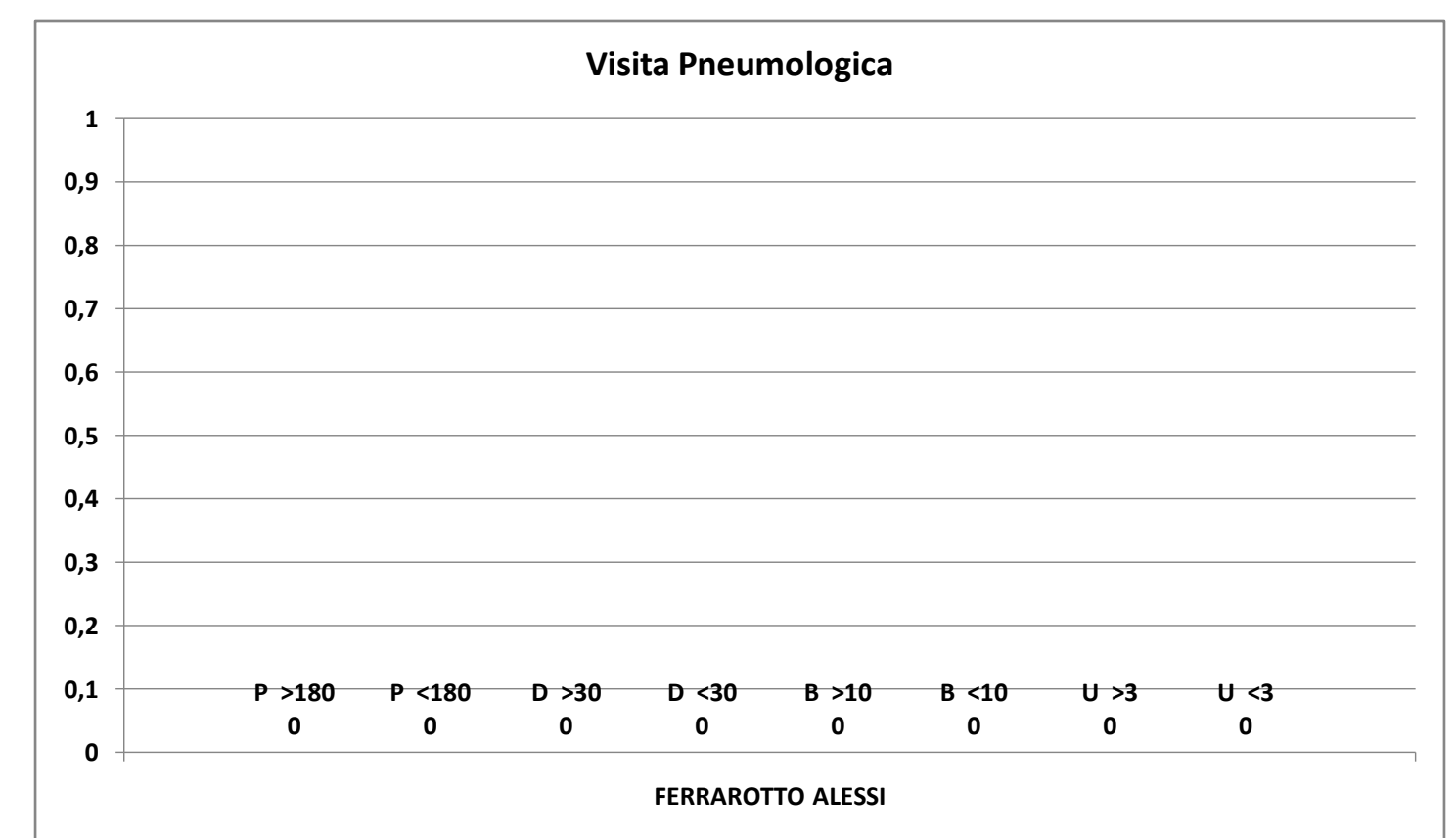
VITTORIO EMANUELE			
P >180	0	#####	%
P <180	0	#####	%
P Tot	0		
D >30	0	#####	%
D <30	0	#####	%
D Tot	0		
B >10	0	#####	%
B <10	0	#####	%
B Tot	0		
U >3	0	#####	%
U <3	0	#####	%
U Tot	0		



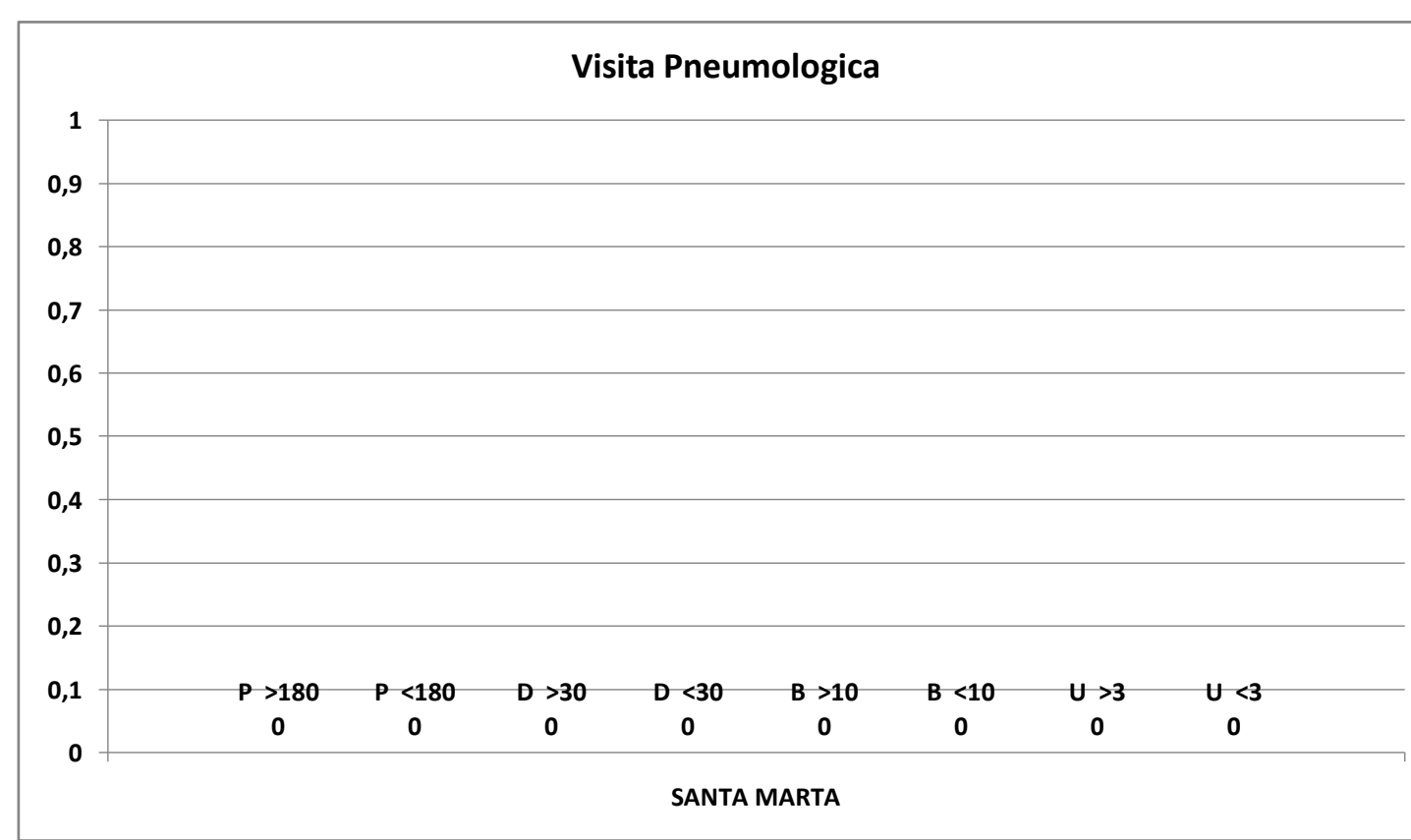
SANTO BAMBINO			
P >180	0	#####	%
P <180	0	#####	%
P Tot	0		
D >30	0	#####	%
D <30	0	#####	%
D Tot	0		
B >10	0	#####	%
B <10	0	#####	%
B Tot	0		
U >3	0	#####	%
U <3	0	#####	%
U Tot	0		



FERRAROTTO ALESSI			
P >180	0	#####	%
P <180	0	#####	%
P Tot	0		
D >30	0	#####	%
D <30	0	#####	%
D Tot	0		
B >10	0	#####	%
B <10	0	#####	%
B Tot	0		
U >3	0	#####	%
U <3	0	#####	%
U Tot	0		



SANTA MARTA			
P >180	0	#####	%
P <180	0	#####	%
P Tot	0		
D >30	0	#####	%
D <30	0	#####	%
D Tot	0		
B >10	0	#####	%
B <10	0	#####	%
B Tot	0		
U >3	0	#####	%
U <3	0	#####	%
U Tot	0		



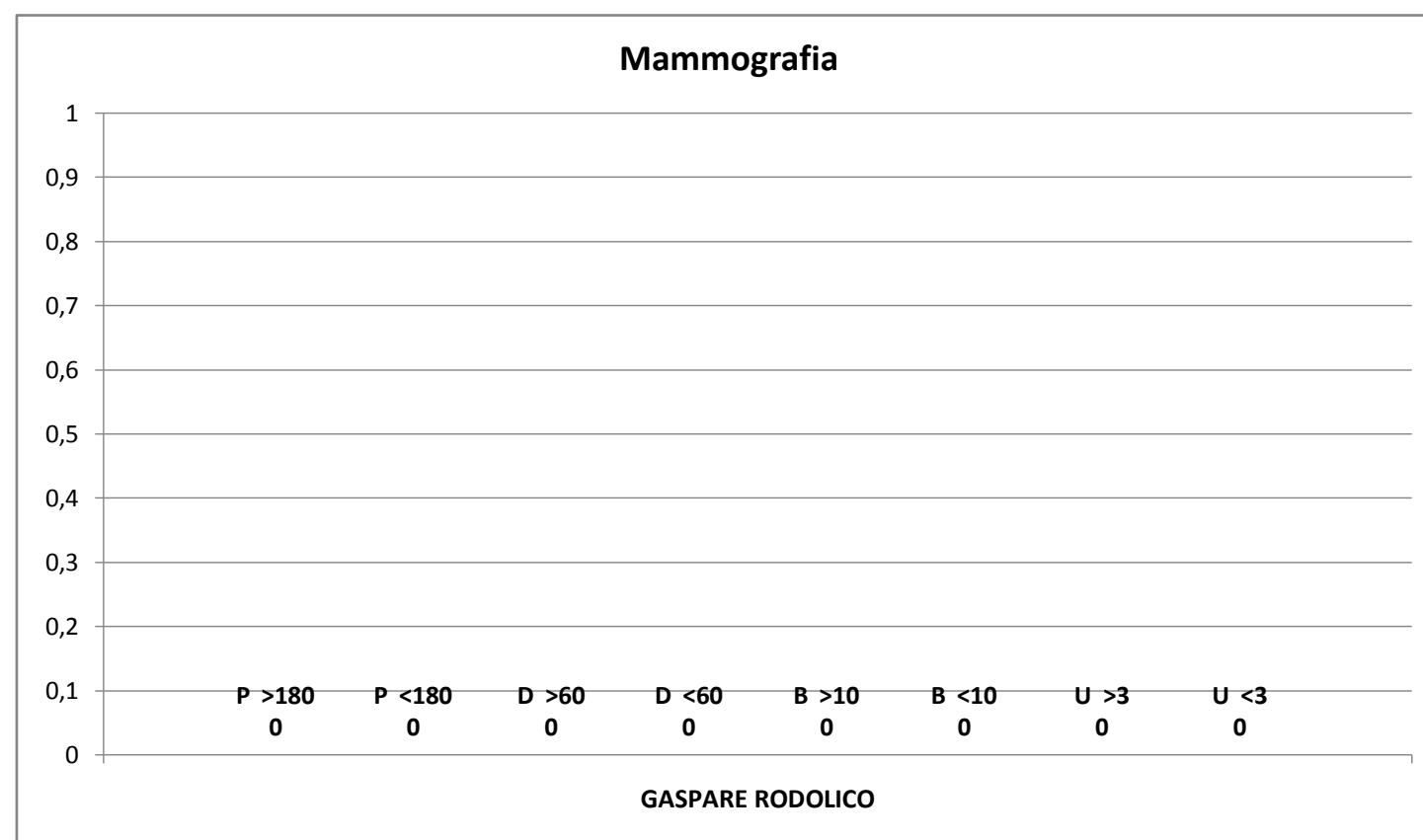
Tot. P:	128
Tot. D:	12
Tot. B:	11
Tot. U:	0
Tot. Prestazioni:	151
Tot. P >180:	2
Tot. D >30:	6
Tot. B >10:	4
Tot. U >3:	0
Tot. fuori tempo:	12

Il Responsabile del CUP – Aziendale  
Dott. Maurilio DANZI

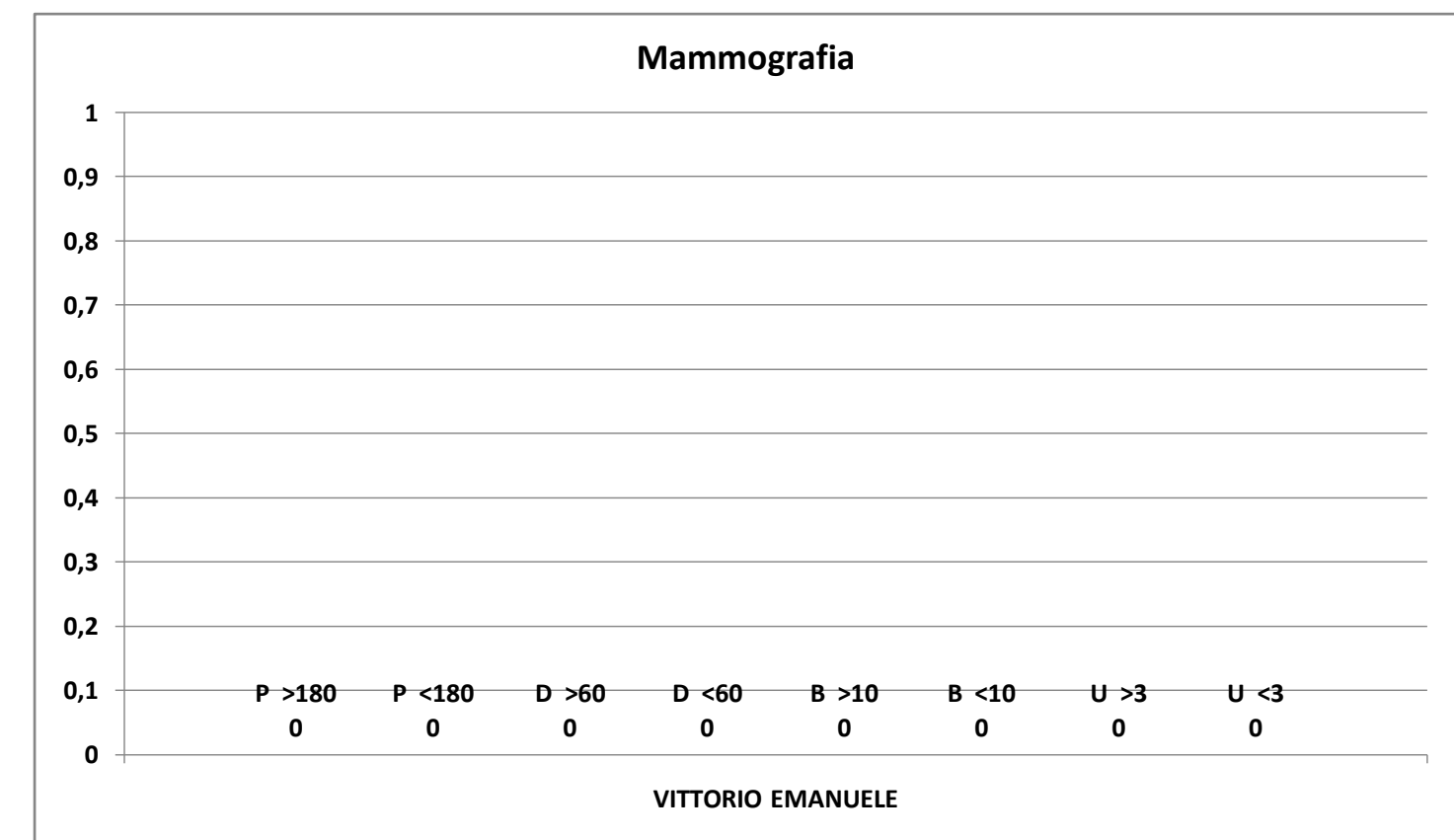


Rilevamento tempi d'attesa PRESTAZIONI CRITICHE per codice priorità e per Presidi **marzo/2014**

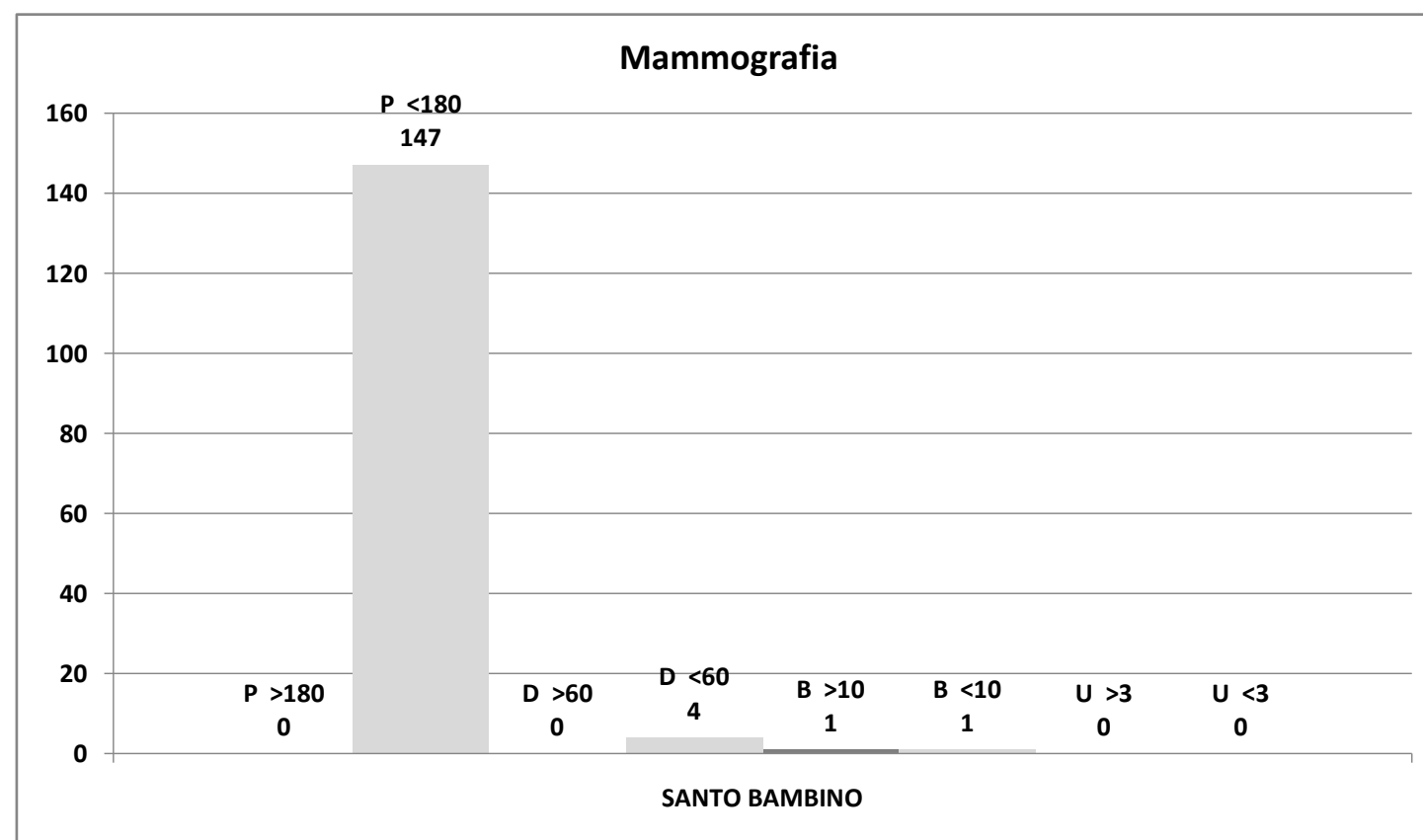
GASPARE RODOLICO			
P >180	0	#####	%
P <180	0	#####	%
P Tot	0		
D >60	0	#####	%
D <60	0	#####	%
D Tot	0		
B >10	0	#####	%
B <10	0	#####	%
B Tot	0		
U >3	0	#####	%
U <3	0	#####	%
U Tot	0		



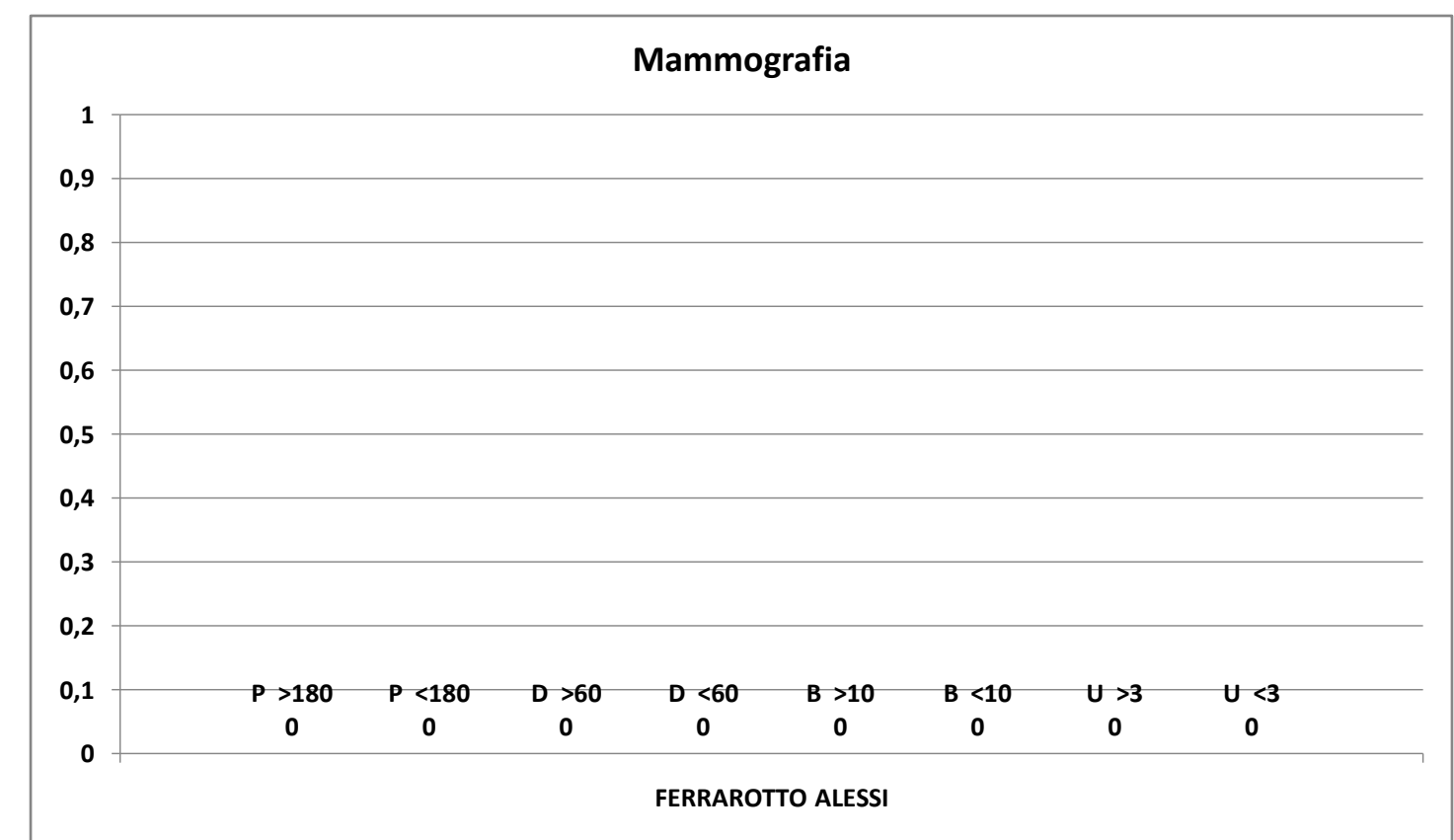
VITTORIO EMANUELE			
P >180	0	#####	%
P <180	0	#####	%
P Tot	0		
D >60	0	#####	%
D <60	0	#####	%
D Tot	0		
B >10	0	#####	%
B <10	0	#####	%
B Tot	0		
U >3	0	#####	%
U <3	0	#####	%
U Tot	0		



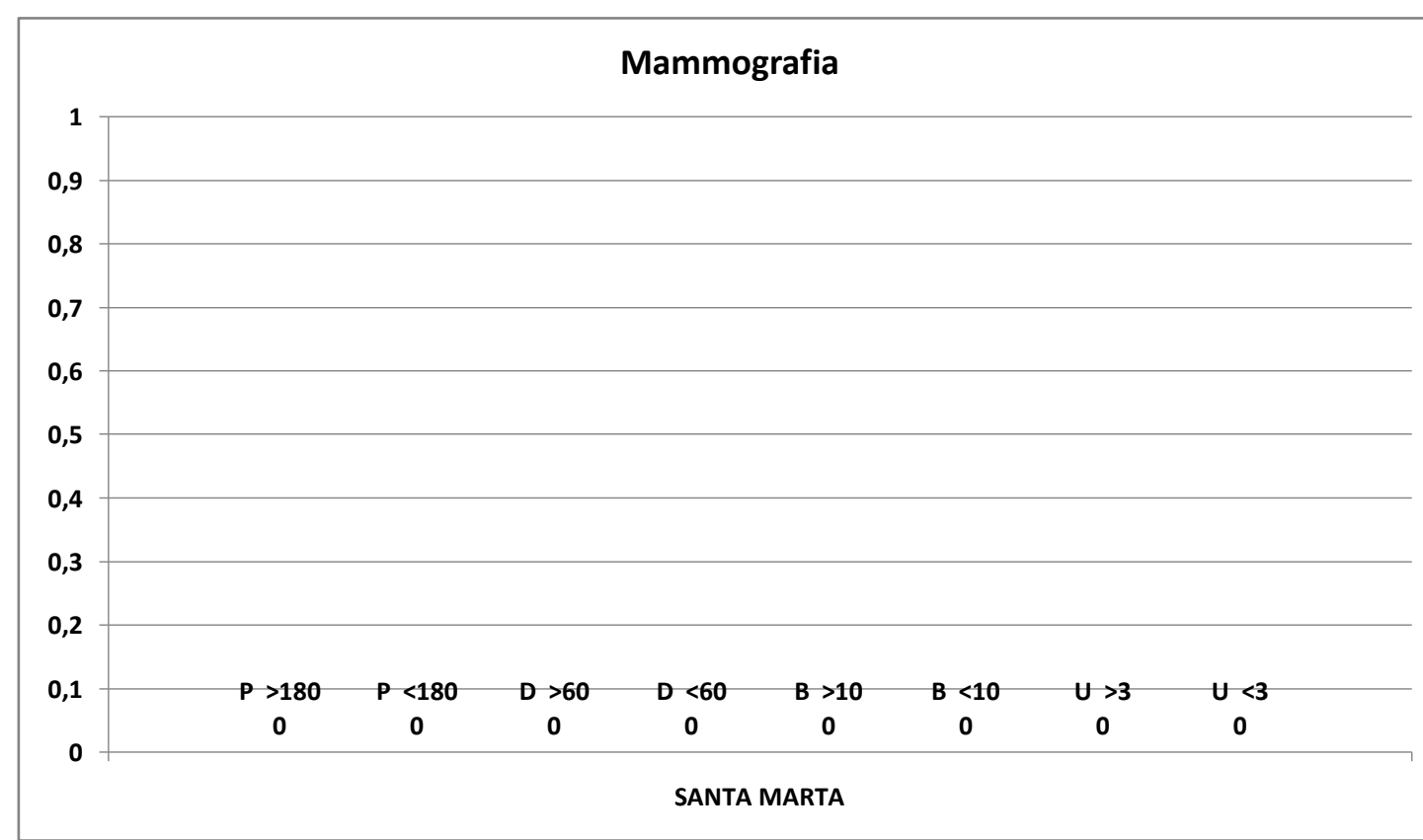
SANTO BAMBINO			
P >180	0	0,0	%
P <180	147	100,0	%
P Tot	147		
D >60	0	0,0	%
D <60	4	100,0	%
D Tot	4		
B >10	1	50,0	%
B <10	1	50,0	%
B Tot	2		
U >3	0	#####	%
U <3	0	#####	%
U Tot	0		



FERRAROTTO ALESSI			
P >180	0	#####	%
P <180	0	#####	%
P Tot	0		
D >60	0	#####	%
D <60	0	#####	%
D Tot	0		
B >10	0	#####	%
B <10	0	#####	%
B Tot	0		
U >3	0	#####	%
U <3	0	#####	%
U Tot	0		



SANTA MARTA			
P >180	0	#####	%
P <180	0	#####	%
P Tot	0		
D >60	0	#####	%
D <60	0	#####	%
D Tot	0		
B >10	0	#####	%
B <10	0	#####	%
B Tot	0		
U >3	0	#####	%
U <3	0	#####	%
U Tot	0		

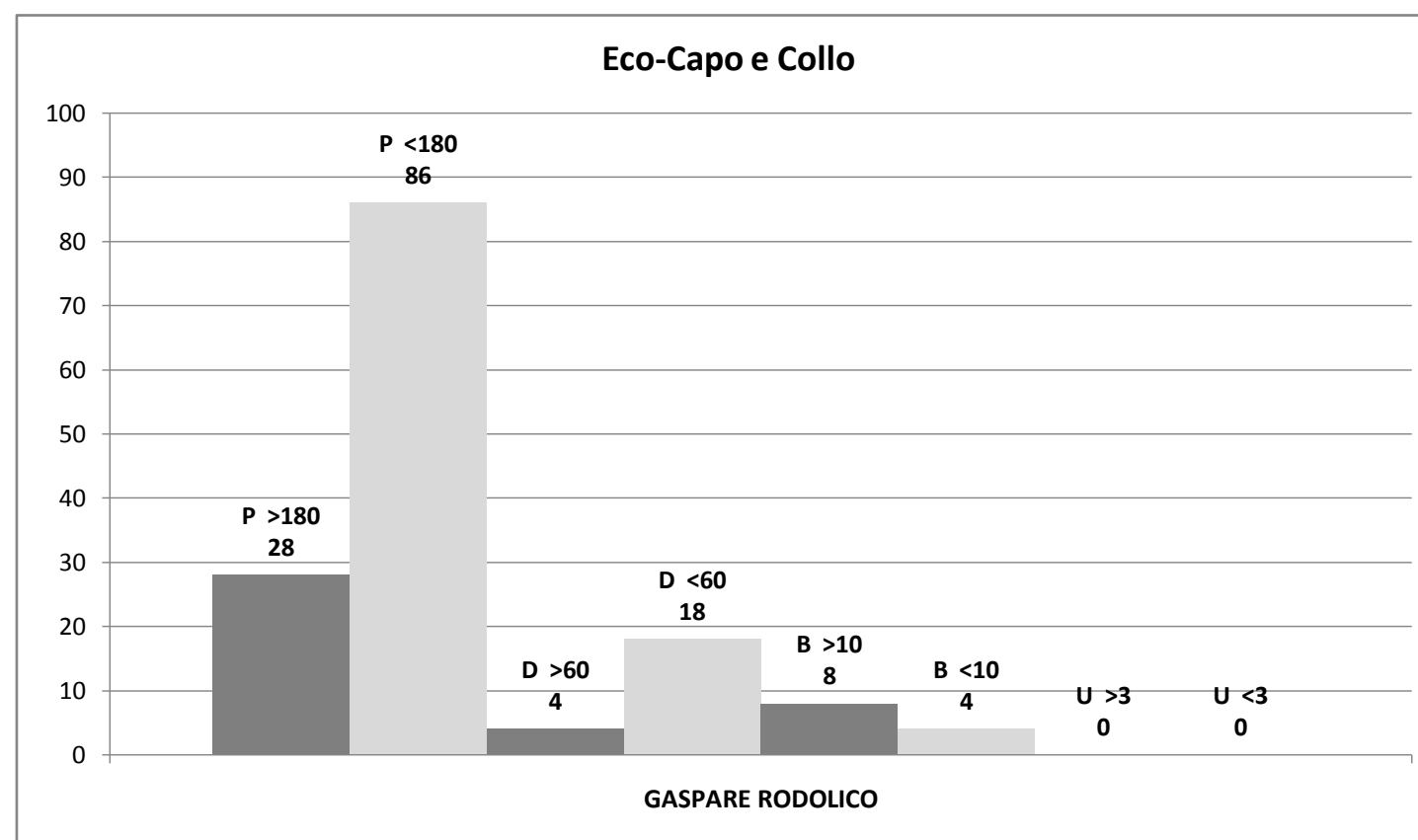


Tot. P:	147
Tot. D:	4
Tot. B:	2
Tot. U:	0
Tot. Prestazioni:	153
Tot. P >180:	0
Tot. D >60:	0
Tot. B >10:	1
Tot. U >3:	0
Tot. fuori tempo:	1

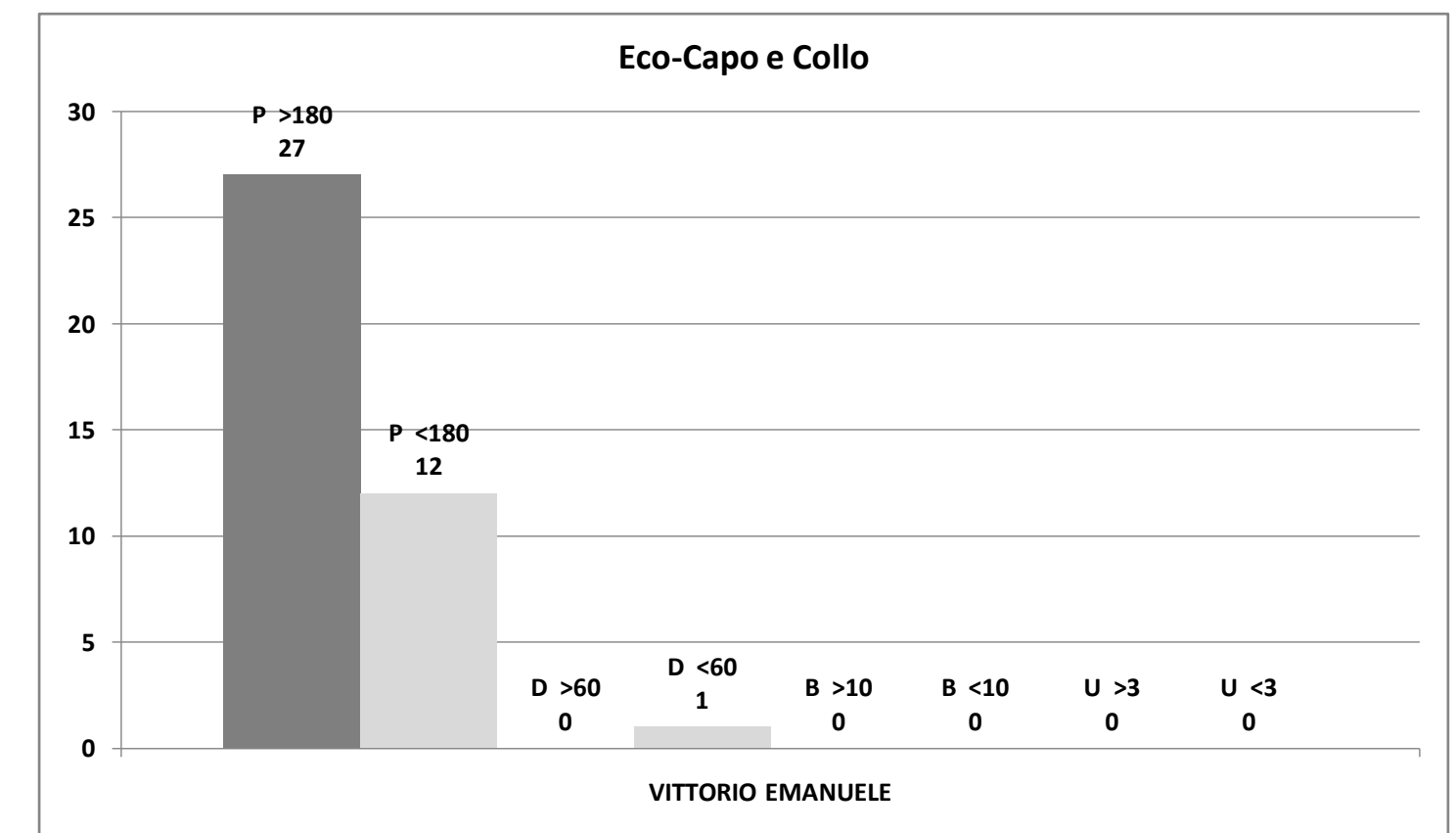
Il Responsabile del CUP – Aziendale  
Dott. Maurilio DANZI

Rilevamento tempi d'attesa PRESTAZIONI CRITICHE per codice priorità e per Presidi **marzo/2014**

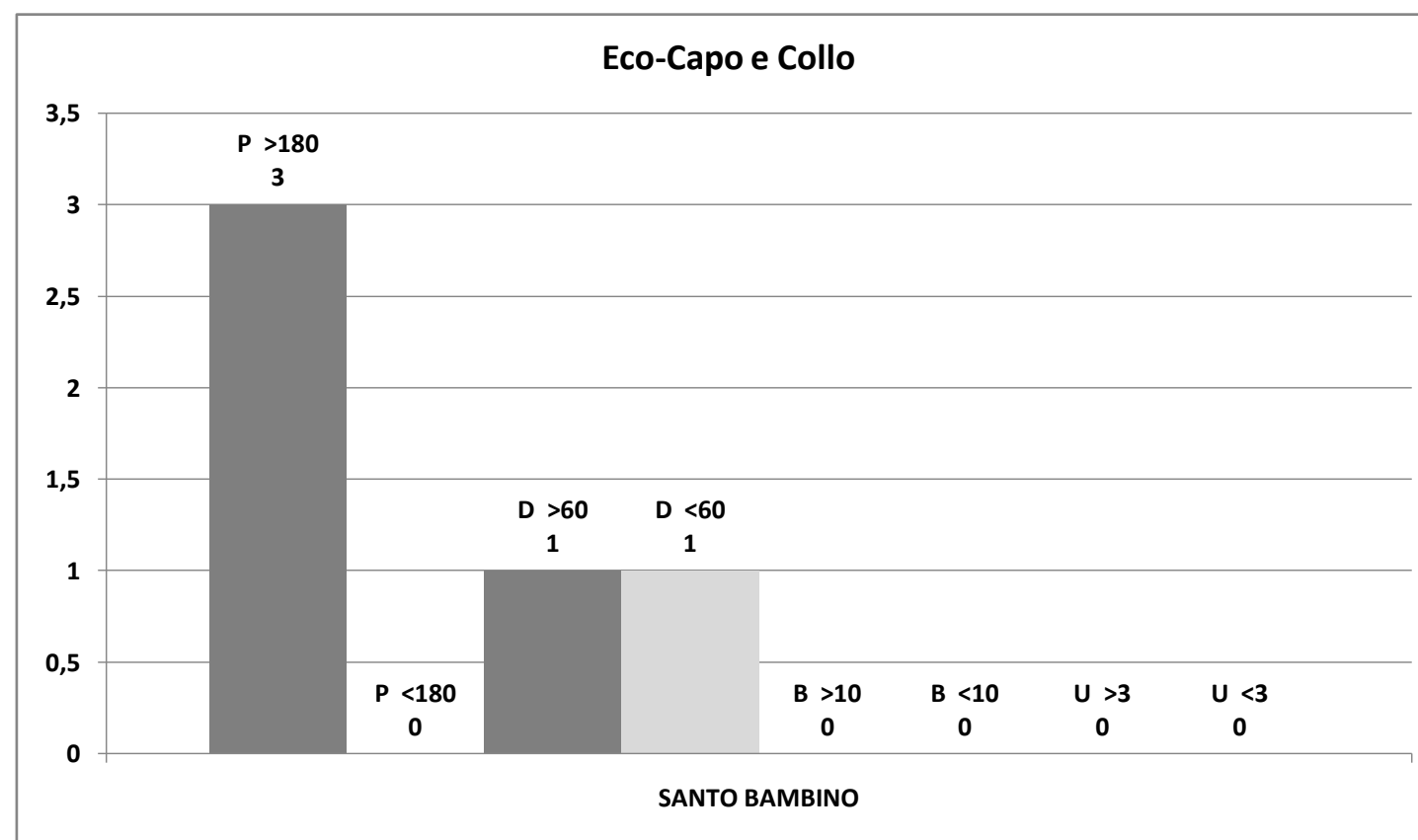
GASPARE RODOLICO			
P >180	28	24,6	%
P <180	86	75,4	%
P Tot	114		
D >60	4	18,2	%
D <60	18	81,8	%
D Tot	22		
B >10	8	66,7	%
B <10	4	33,3	%
B Tot	12		
U >3	0	#####	%
U <3	0	#####	%
U Tot	0		



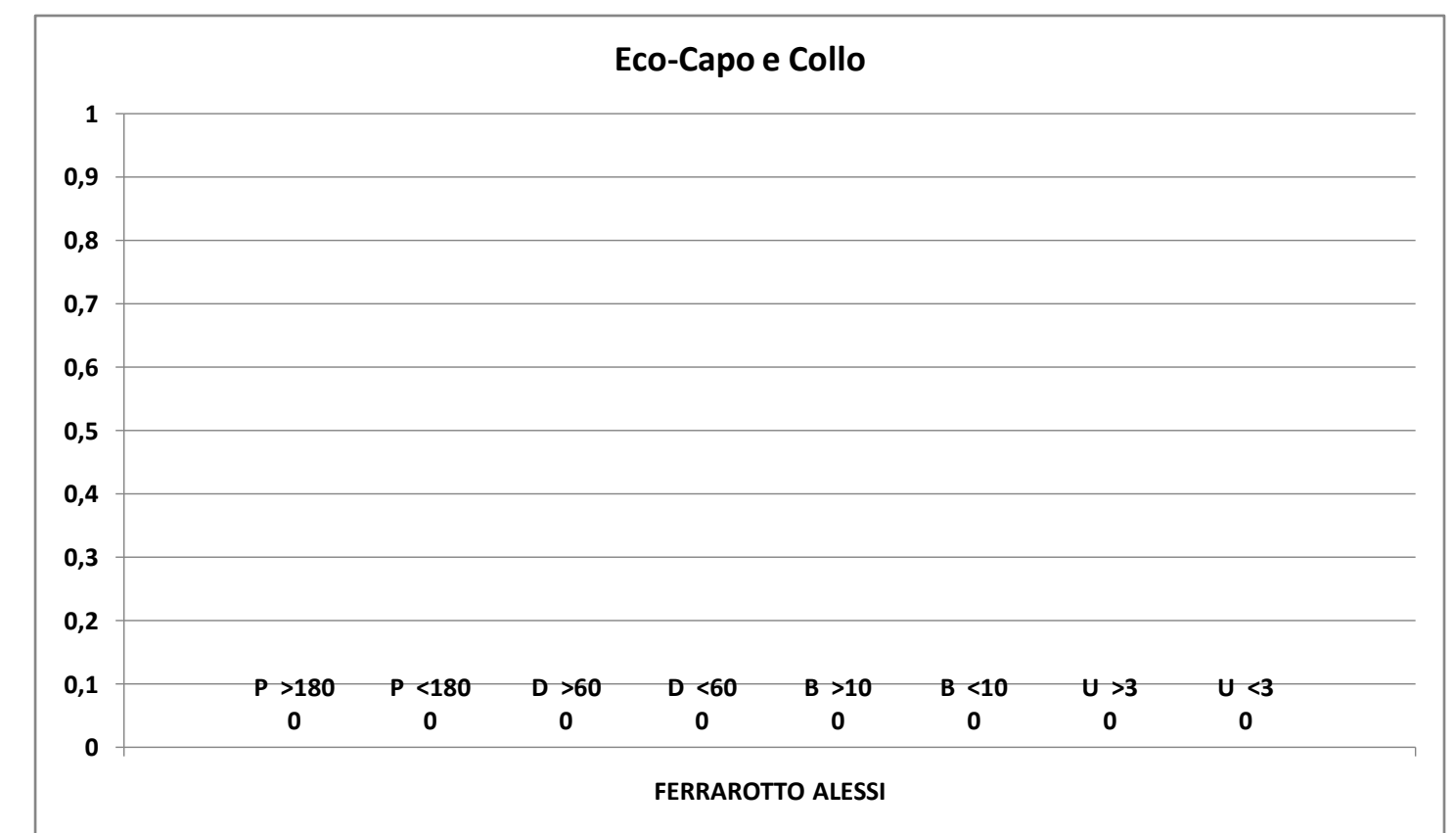
VITTORIO EMANUELE			
P >180	27	69,2	%
P <180	12	30,8	%
P Tot	39		
D >60	0	0,0	%
D <60	1	100,0	%
D Tot	1		
B >10	0	#####	%
B <10	0	#####	%
B Tot	0		
U >3	0	#####	%
U <3	0	#####	%
U Tot	0		



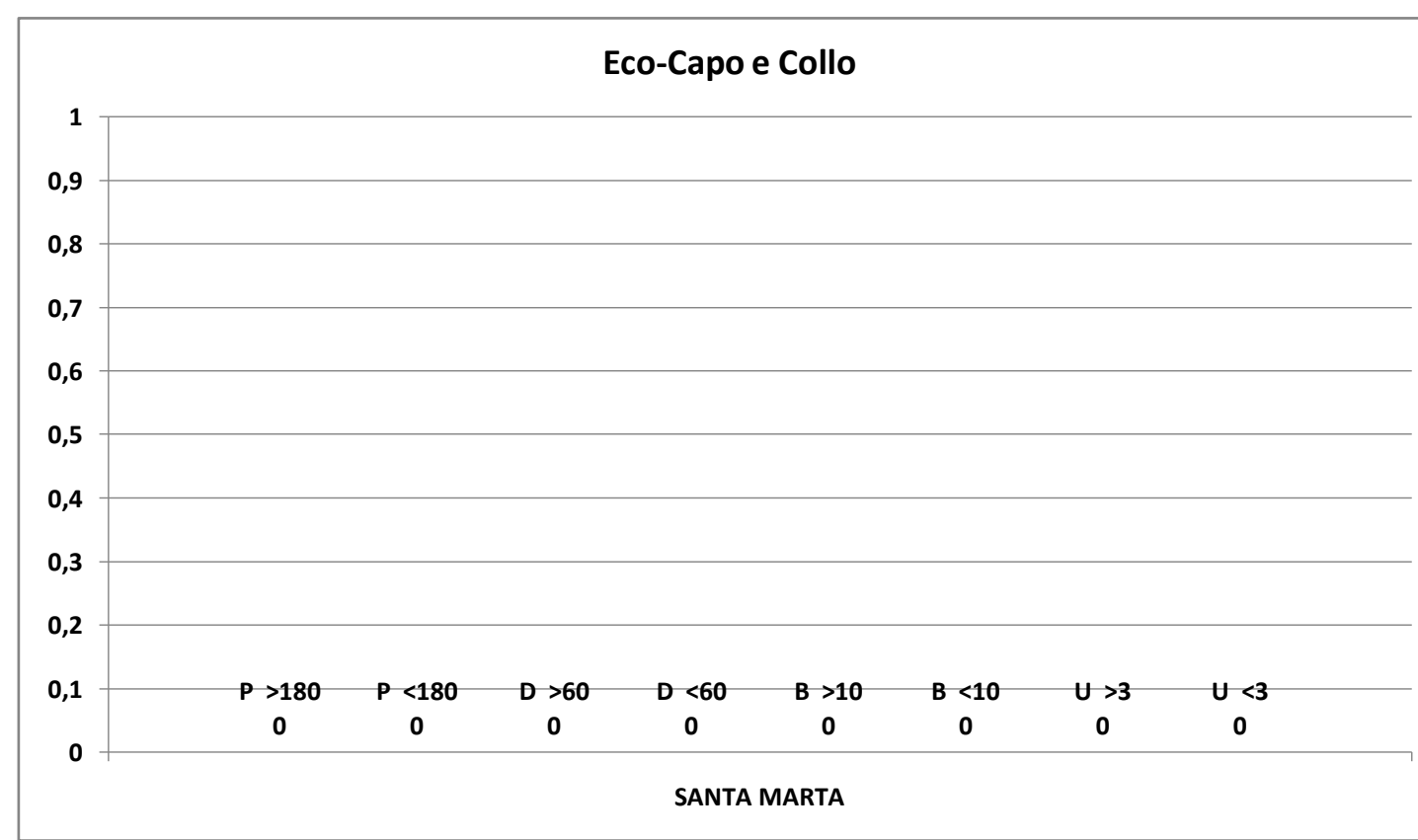
SANTO BAMBINO			
P >180	3	100,0	%
P <180	0	0,0	%
P Tot	3		
D >60	1	50,0	%
D <60	1	50,0	%
D Tot	2		
B >10	0	#####	%
B <10	0	#####	%
B Tot	0		
U >3	0	#####	%
U <3	0	#####	%
U Tot	0		



FERRAROTTO ALESSI			
P >180	0	#####	%
P <180	0	#####	%
P Tot	0		
D >60	0	#####	%
D <60	0	#####	%
D Tot	0		
B >10	0	#####	%
B <10	0	#####	%
B Tot	0		
U >3	0	#####	%
U <3	0	#####	%
U Tot	0		



SANTA MARTA			
P >180	0	#####	%
P <180	0	#####	%
P Tot	0		
D >60	0	#####	%
D <60	0	#####	%
D Tot	0		
B >10	0	#####	%
B <10	0	#####	%
B Tot	0		
U >3	0	#####	%
U <3	0	#####	%
U Tot	0		

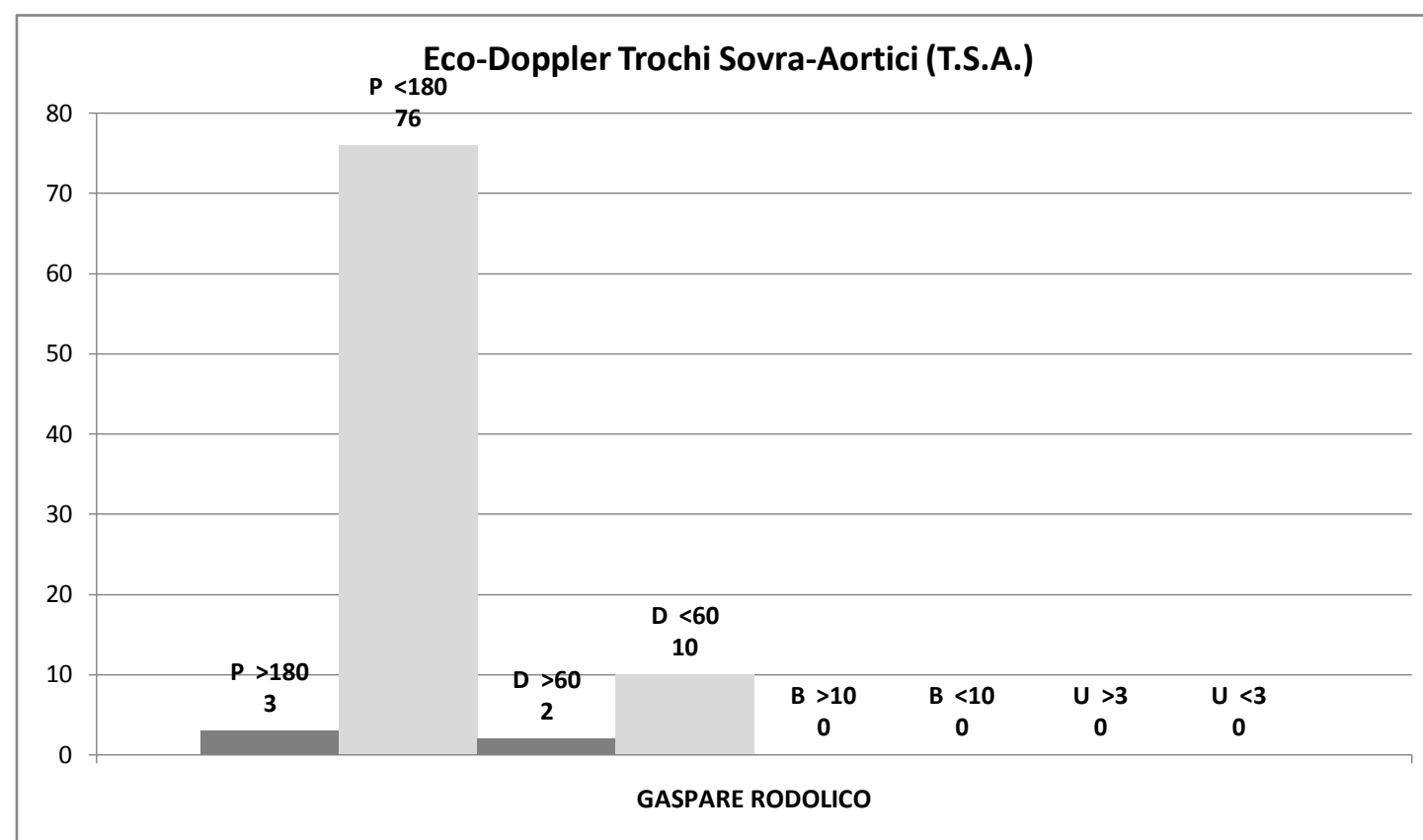


Tot. P:	156
Tot. D:	25
Tot. B:	12
Tot. U:	0
Tot. Prestazioni:	193
Tot. P >180:	58
Tot. D >60:	5
Tot. B >10:	8
Tot. U >3:	0
Tot. fuori tempo:	71

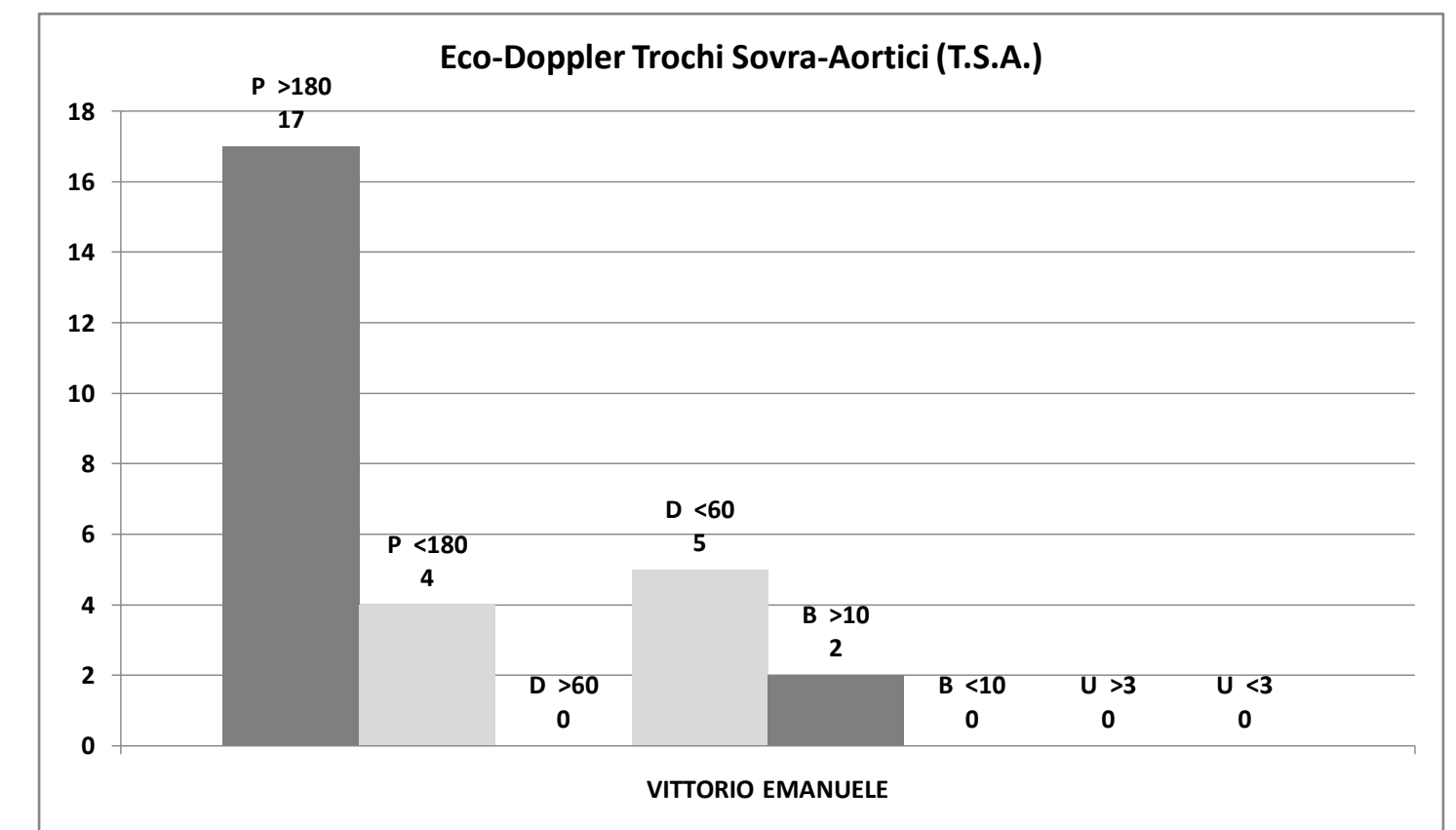
Il Responsabile del CUP – Aziendale  
Dott. Maurilio DANZI

Rilevamento tempi d'attesa PRESTAZIONI CRITICHE per codice priorità e per Presidi **marzo/2014**

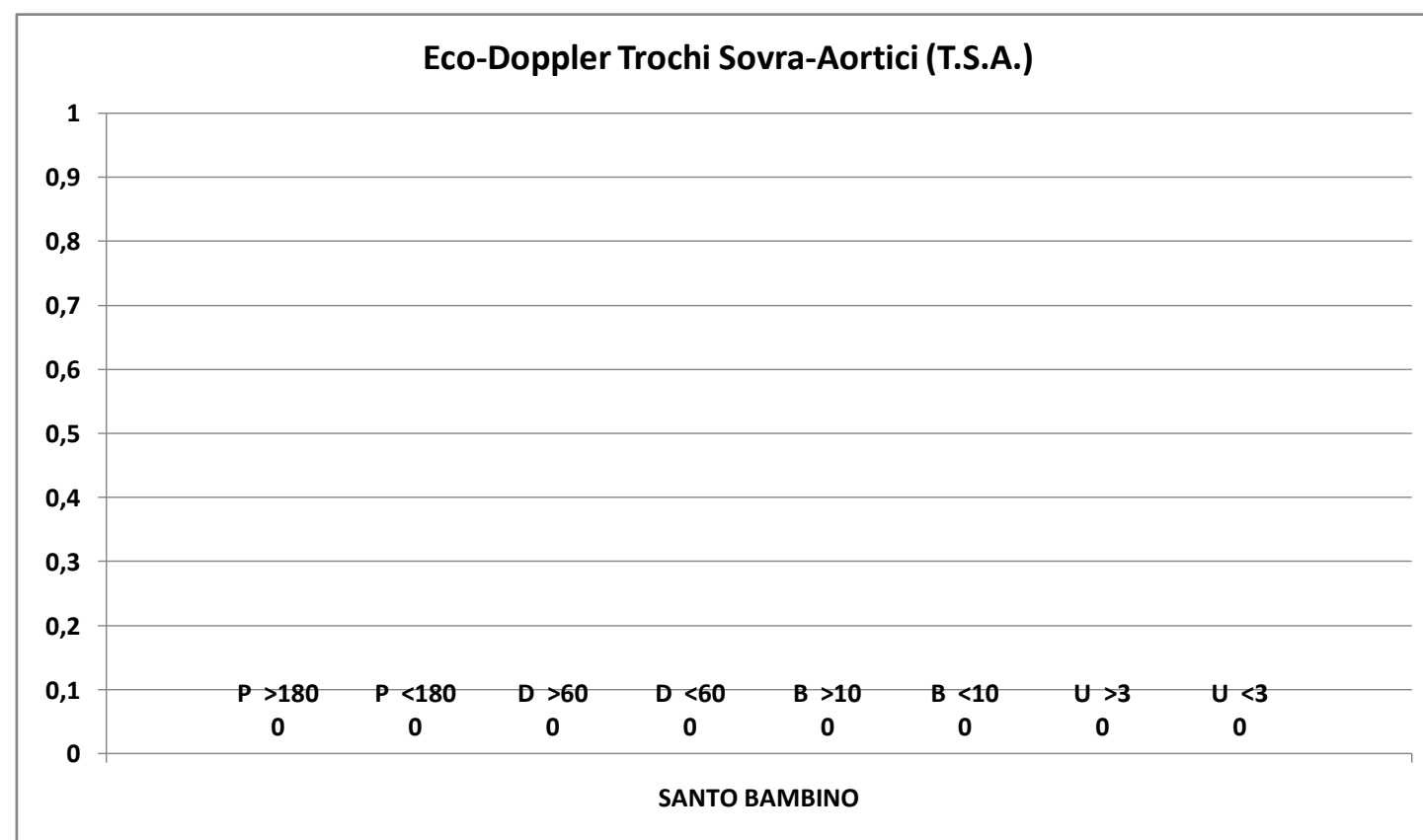
GASPARE RODOLICO			
P >180	3	3,8	%
P <180	76	96,2	%
P Tot	79		
D >60	2	16,7	%
D <60	10	83,3	%
D Tot	12		
B >10	0	#####	%
B <10	0	#####	%
B Tot	0		
U >3	0	#####	%
U <3	0	#####	%
U Tot	0		



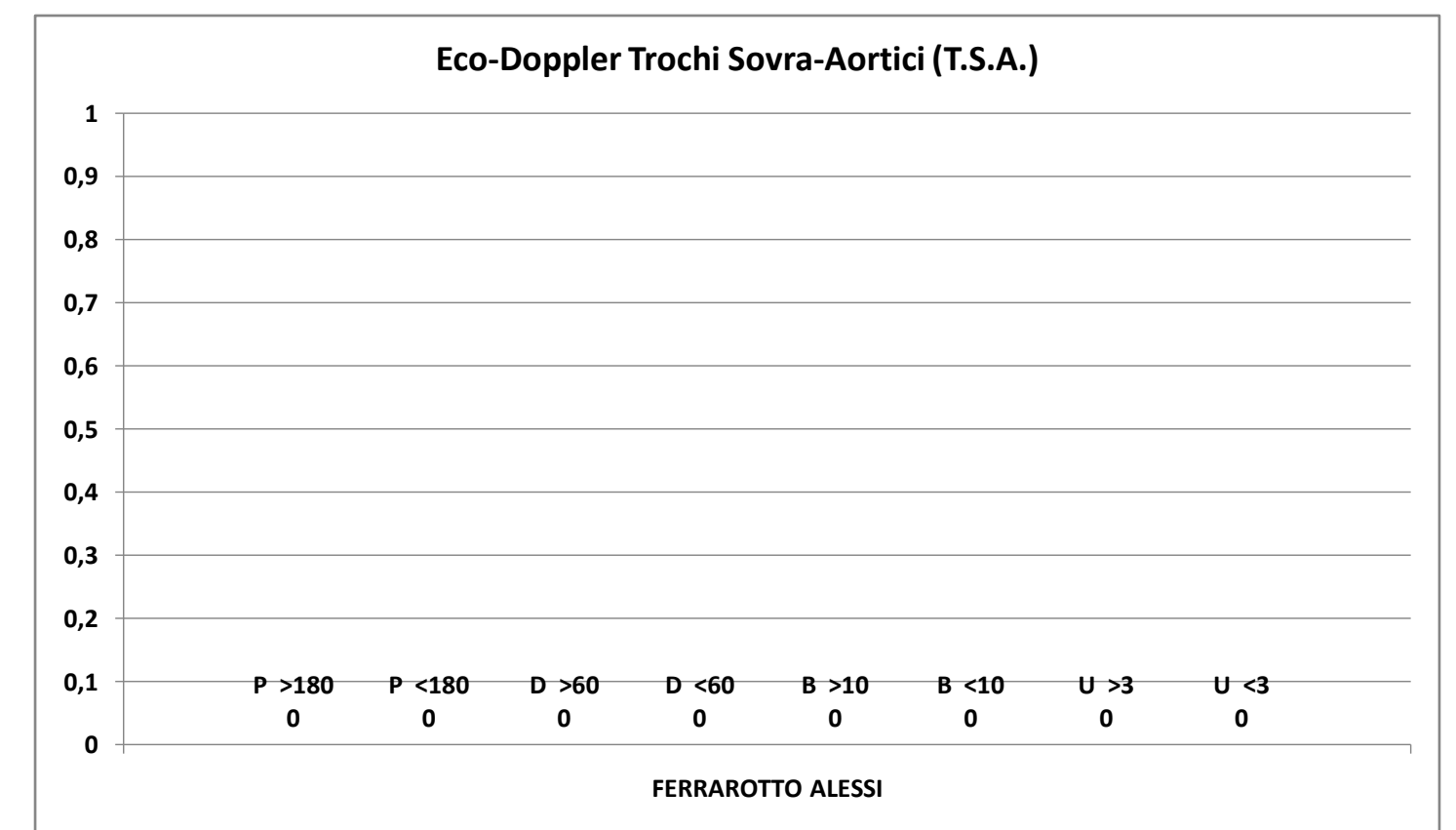
VITTORIO EMANUELE			
P >180	17	81,0	%
P <180	4	19,0	%
P Tot	21		
D >60	0	0,0	%
D <60	5	100,0	%
D Tot	5		
B >10	2	100,0	%
B <10	0	0,0	%
B Tot	2		
U >3	0	#####	%
U <3	0	#####	%
U Tot	0		



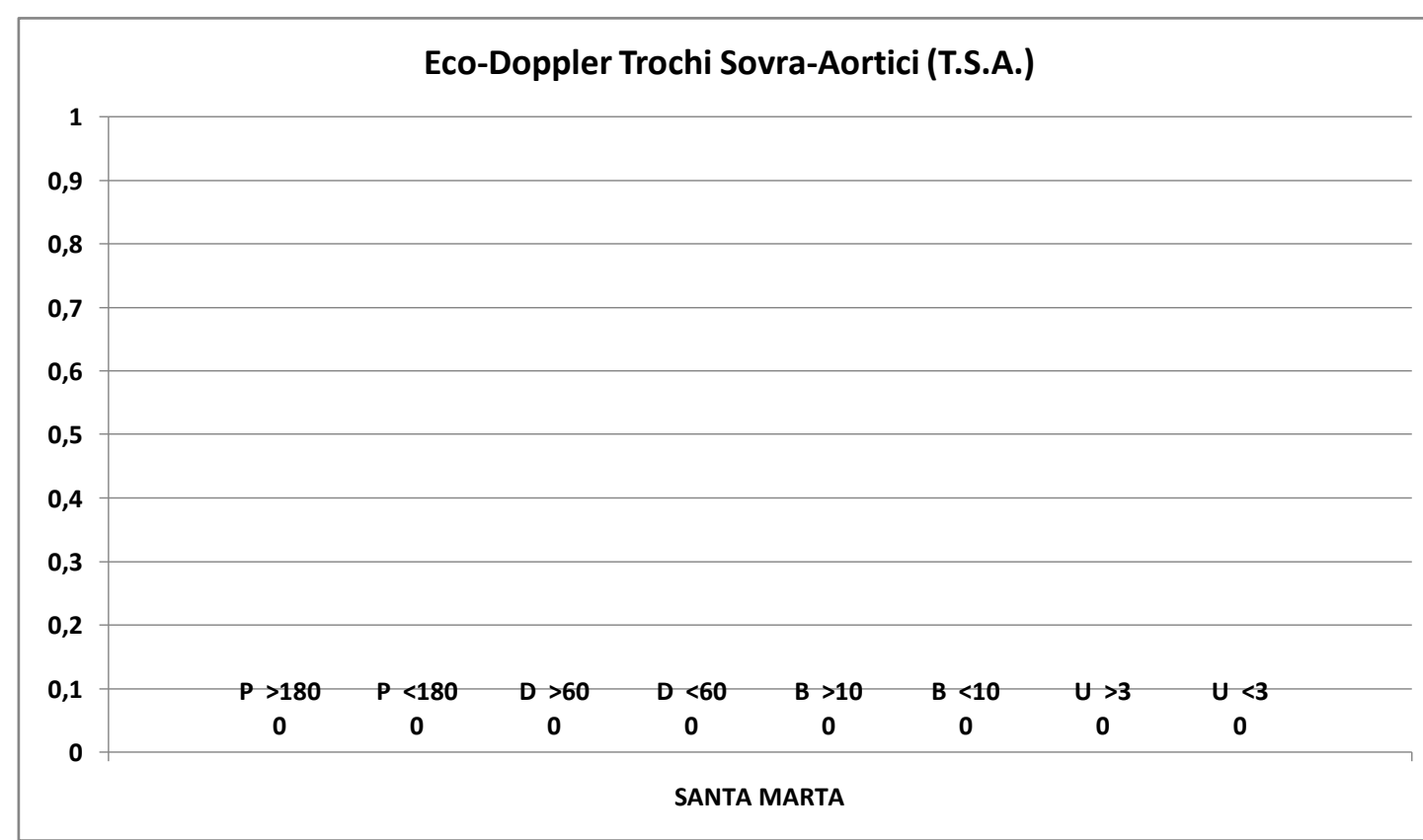
SANTO BAMBINO			
P >180	0	#####	%
P <180	0	#####	%
P Tot	0		
D >60	0	#####	%
D <60	0	#####	%
D Tot	0		
B >10	0	#####	%
B <10	0	#####	%
B Tot	0		
U >3	0	#####	%
U <3	0	#####	%
U Tot	0		



FERRAROTTO ALESSI			
P >180	0	#####	%
P <180	0	#####	%
P Tot	0		
D >60	0	#####	%
D <60	0	#####	%
D Tot	0		
B >10	0	#####	%
B <10	0	#####	%
B Tot	0		
U >3	0	#####	%
U <3	0	#####	%
U Tot	0		



SANTA MARTA			
P >180	0	#####	%
P <180	0	#####	%
P Tot	0		
D >60	0	#####	%
D <60	0	#####	%
D Tot	0		
B >10	0	#####	%
B <10	0	#####	%
B Tot	0		
U >3	0	#####	%
U <3	0	#####	%
U Tot	0		

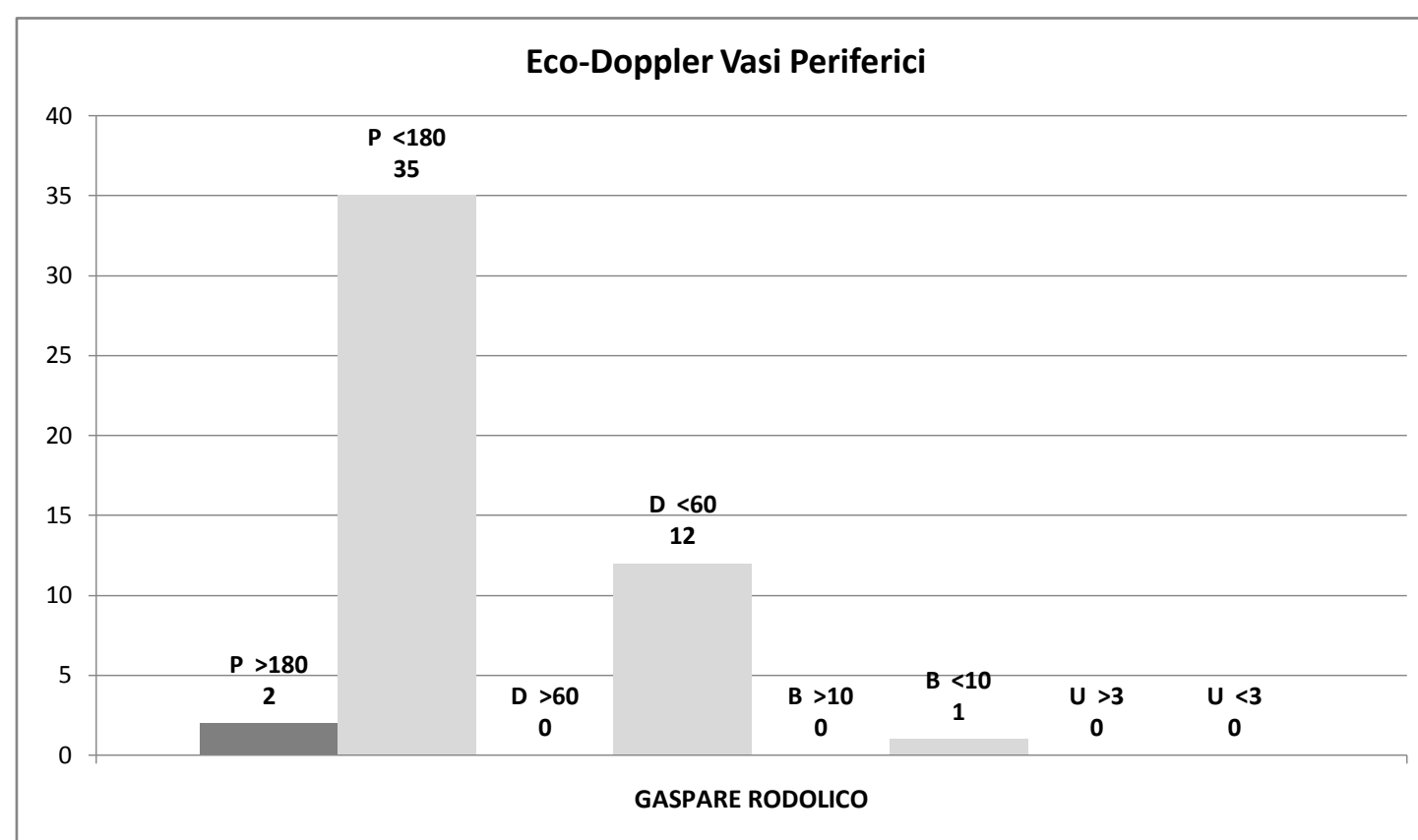


Tot. P:	100
Tot. D:	17
Tot. B:	2
Tot. U:	0
Tot. Prestazioni:	119
Tot. P >180:	20
Tot. D >60:	2
Tot. B >10:	2
Tot. U >3:	0
Tot. fuori tempo:	24

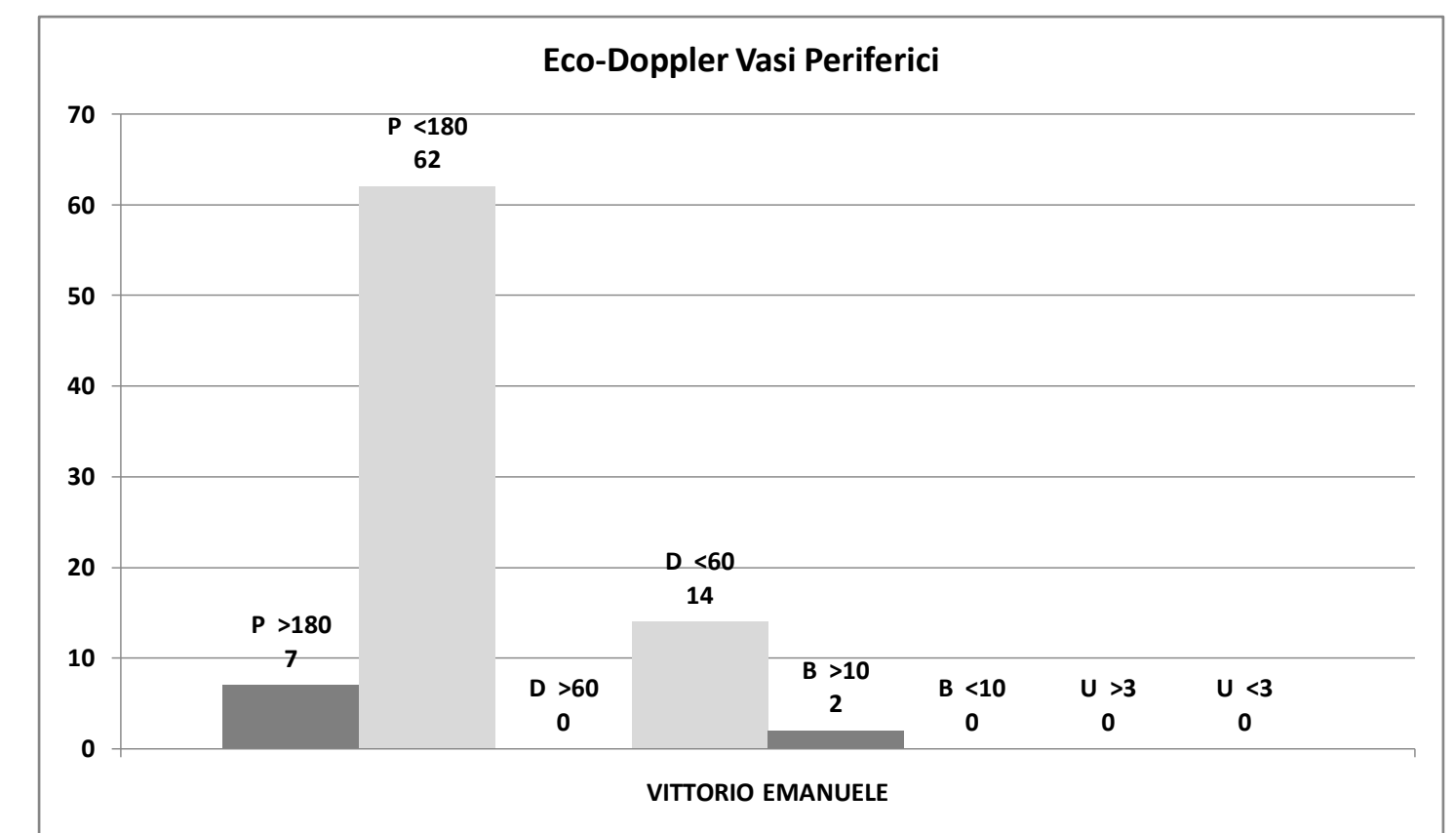
Il Responsabile del CUP – Aziendale  
Dott. Maurilio DANZI

Rilevamento tempi d'attesa PRESTAZIONI CRITICHE per codice priorità e per Presidi **marzo/2014**

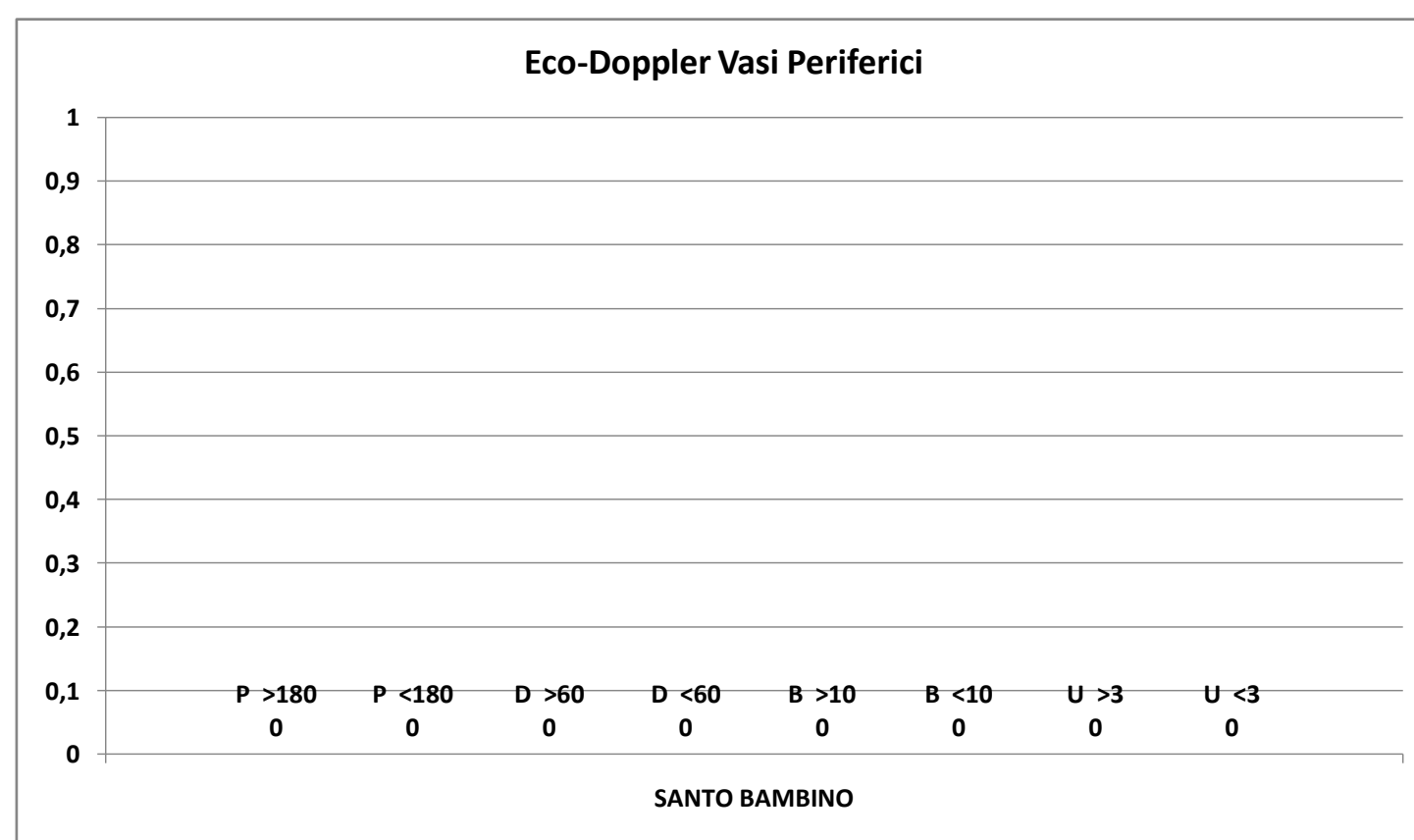
GASPARE RODOLICO			
P >180	2	5,4	%
P <180	35	94,6	%
P Tot	37		
D >60	0	0,0	%
D <60	12	100,0	%
D Tot	12		
B >10	0	0,0	%
B <10	1	100,0	%
B Tot	1		
U >3	0	#####	%
U <3	0	#####	%
U Tot	0		



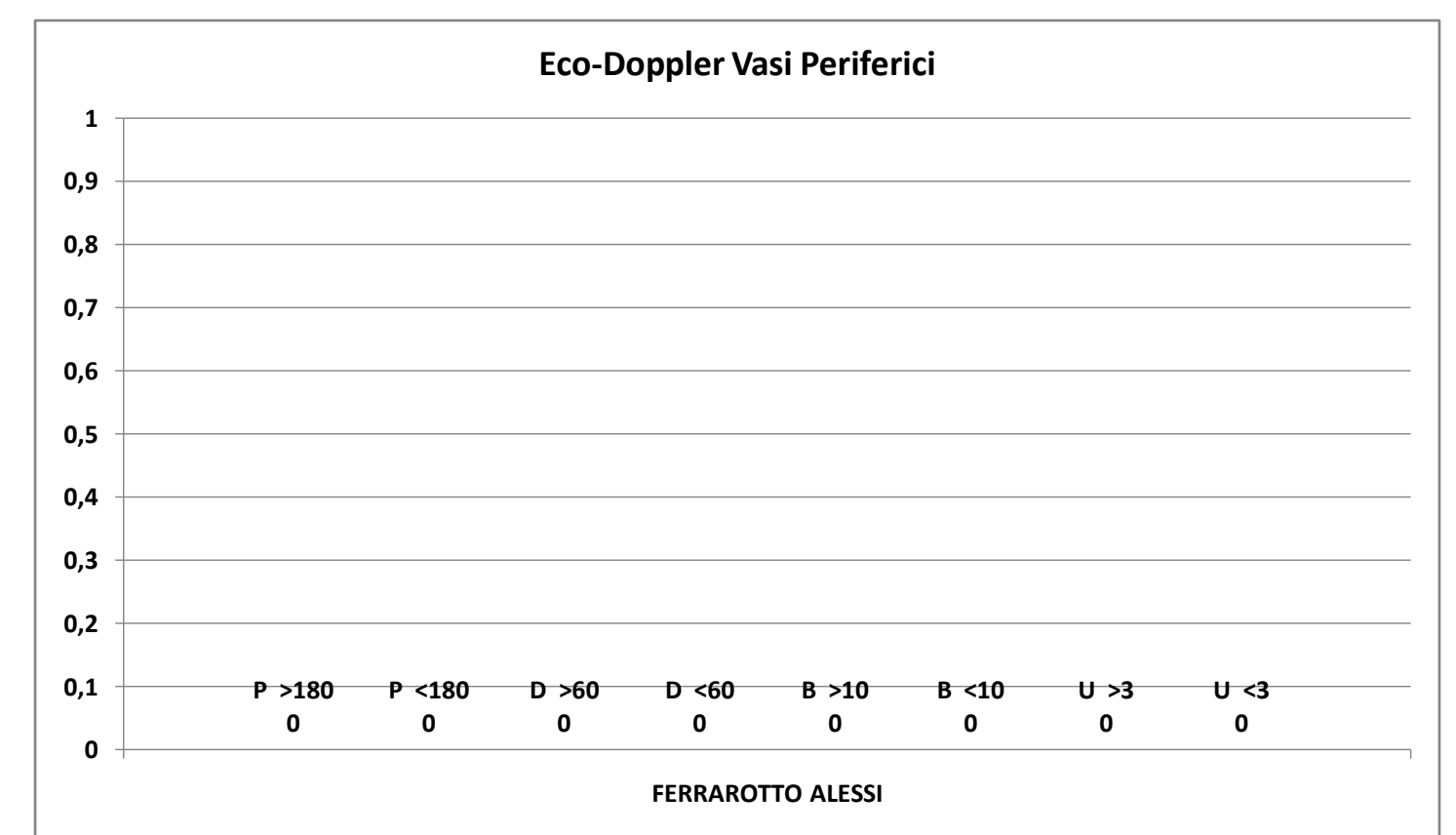
VITTORIO EMANUELE			
P >180	7	10,1	%
P <180	62	89,9	%
P Tot	69		
D >60	0	0,0	%
D <60	14	100,0	%
D Tot	14		
B >10	2	100,0	%
B <10	0	0,0	%
B Tot	2		
U >3	0	#####	%
U <3	0	#####	%
U Tot	0		



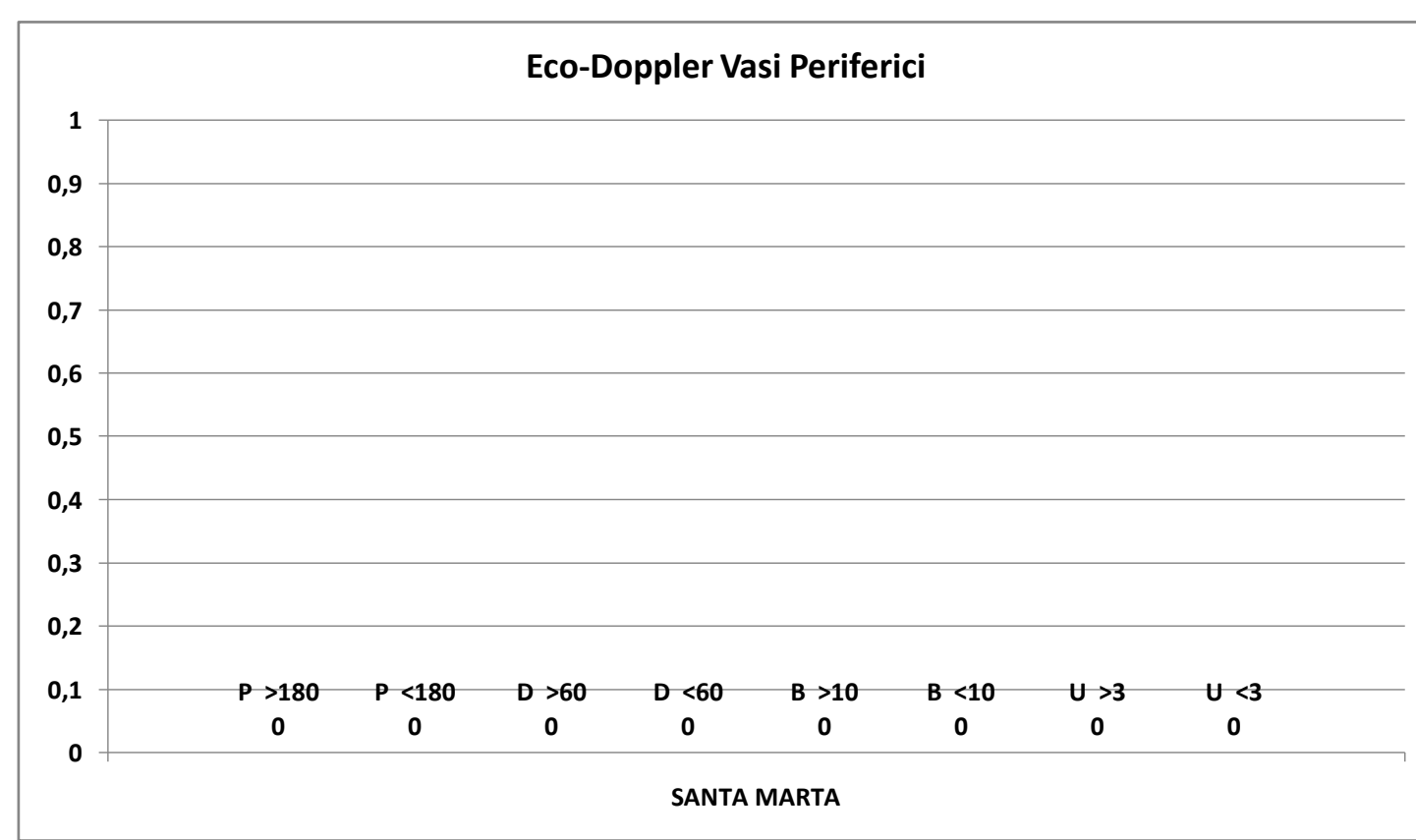
SANTO BAMBINO			
P >180	0	#####	%
P <180	0	#####	%
P Tot	0		
D >60	0	#####	%
D <60	0	#####	%
D Tot	0		
B >10	0	#####	%
B <10	0	#####	%
B Tot	0		
U >3	0	#####	%
U <3	0	#####	%
U Tot	0		



FERRAROTTO ALESSI			
P >180	0	#####	%
P <180	0	#####	%
P Tot	0		
D >60	0	#####	%
D <60	0	#####	%
D Tot	0		
B >10	0	#####	%
B <10	0	#####	%
B Tot	0		
U >3	0	#####	%
U <3	0	#####	%
U Tot	0		



SANTA MARTA			
P >180	0	#####	%
P <180	0	#####	%
P Tot	0		
D >60	0	#####	%
D <60	0	#####	%
D Tot	0		
B >10	0	#####	%
B <10	0	#####	%
B Tot	0		
U >3	0	#####	%
U <3	0	#####	%
U Tot	0		

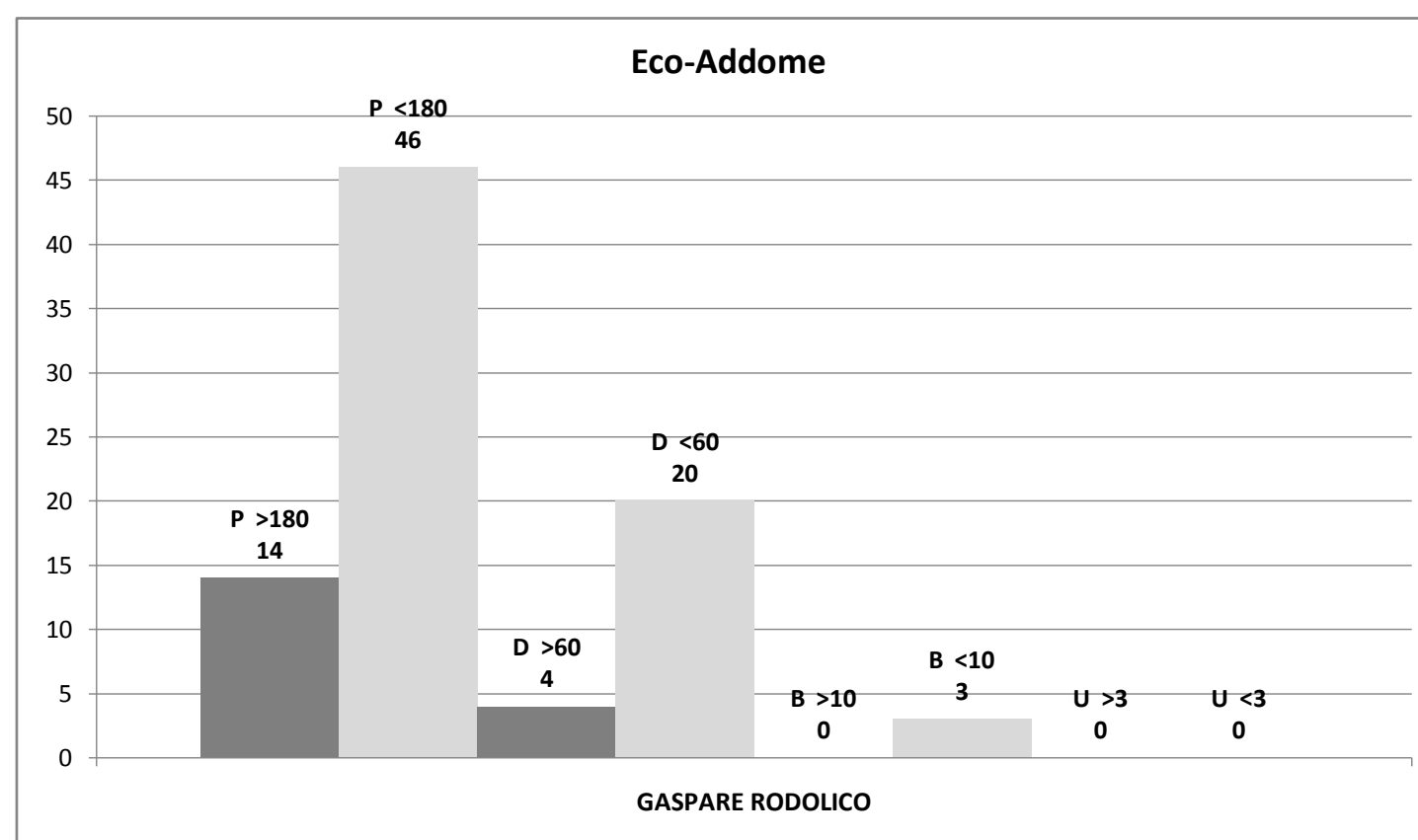


Tot. P:	106
Tot. D:	26
Tot. B:	3
Tot. U:	0
Tot. Prestazioni:	135
Tot. P >180:	9
Tot. D >60:	0
Tot. B >10:	2
Tot. U >3:	0
Tot. fuori tempo:	11

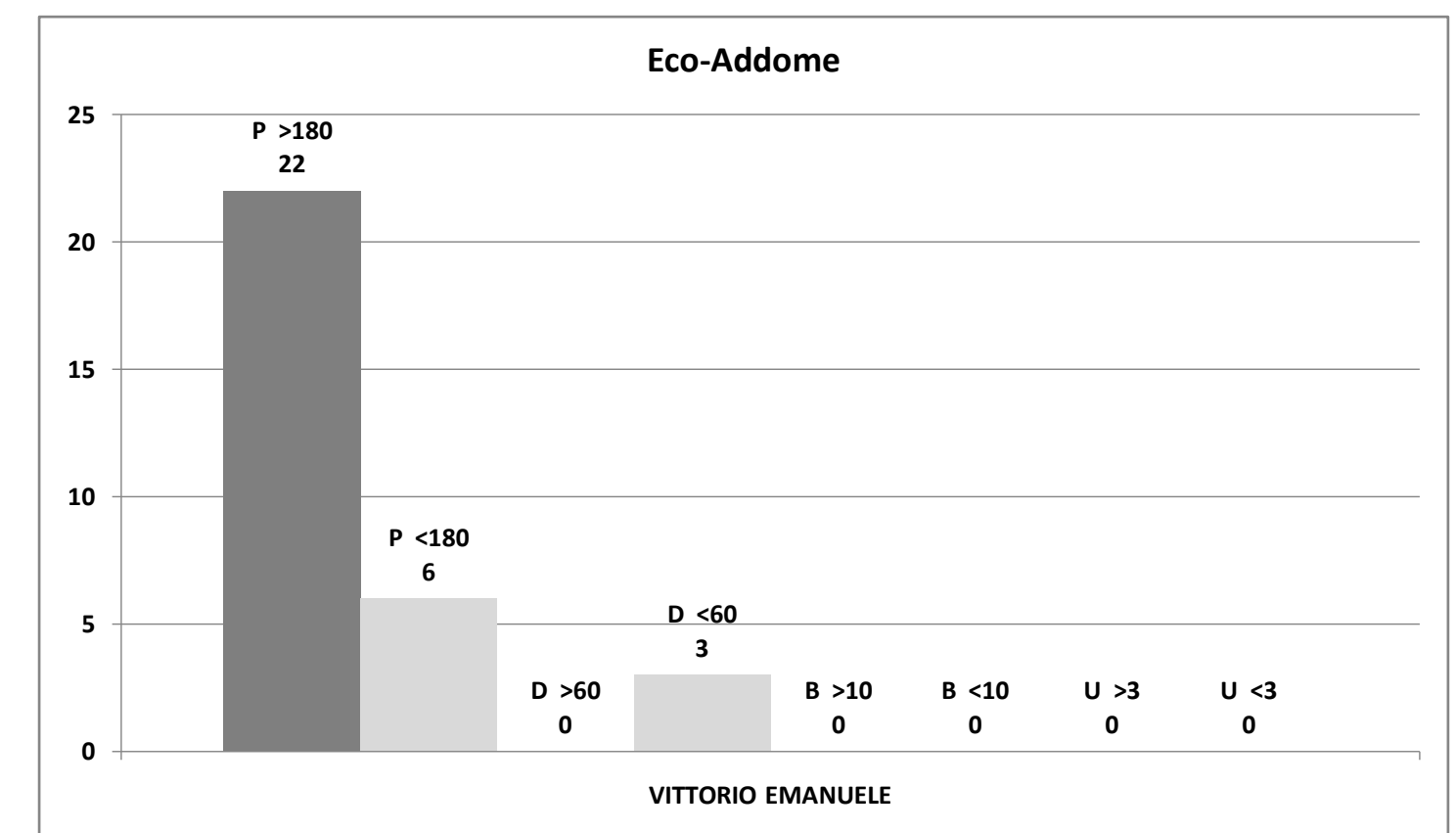
Il Responsabile del CUP – Aziendale  
Dott. Maurilio DANZI

Rilevamento tempi d'attesa PRESTAZIONI CRITICHE per codice priorità e per Presidi **marzo/2014**

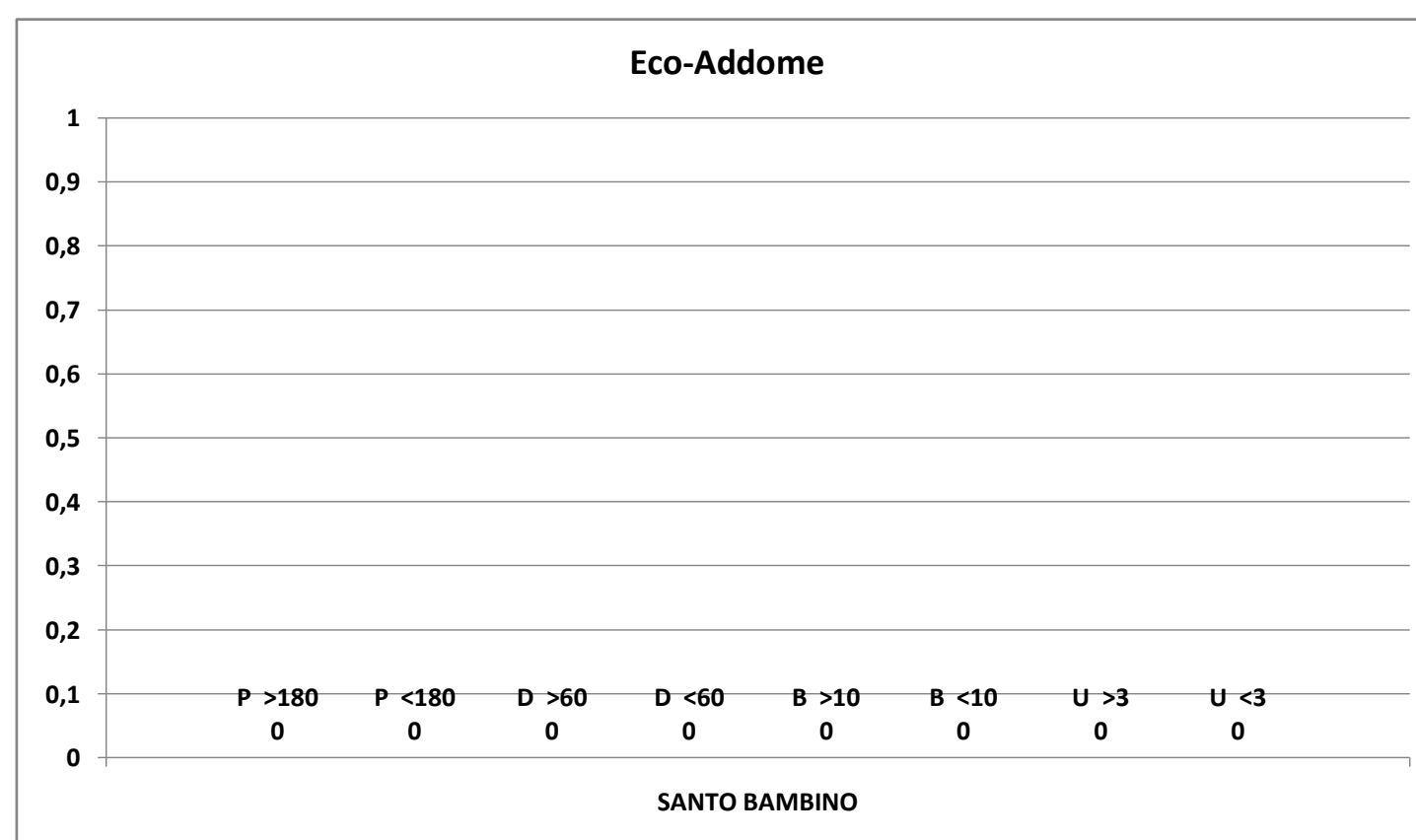
GASPARE RODOLICO			
P >180	14	23,3	%
P <180	46	76,7	%
P Tot	60		
D >60	4	16,7	%
D <60	20	83,3	%
D Tot	24		
B >10	0	0,0	%
B <10	3	100,0	%
B Tot	3		
U >3	0	#####	%
U <3	0	#####	%
U Tot	0		



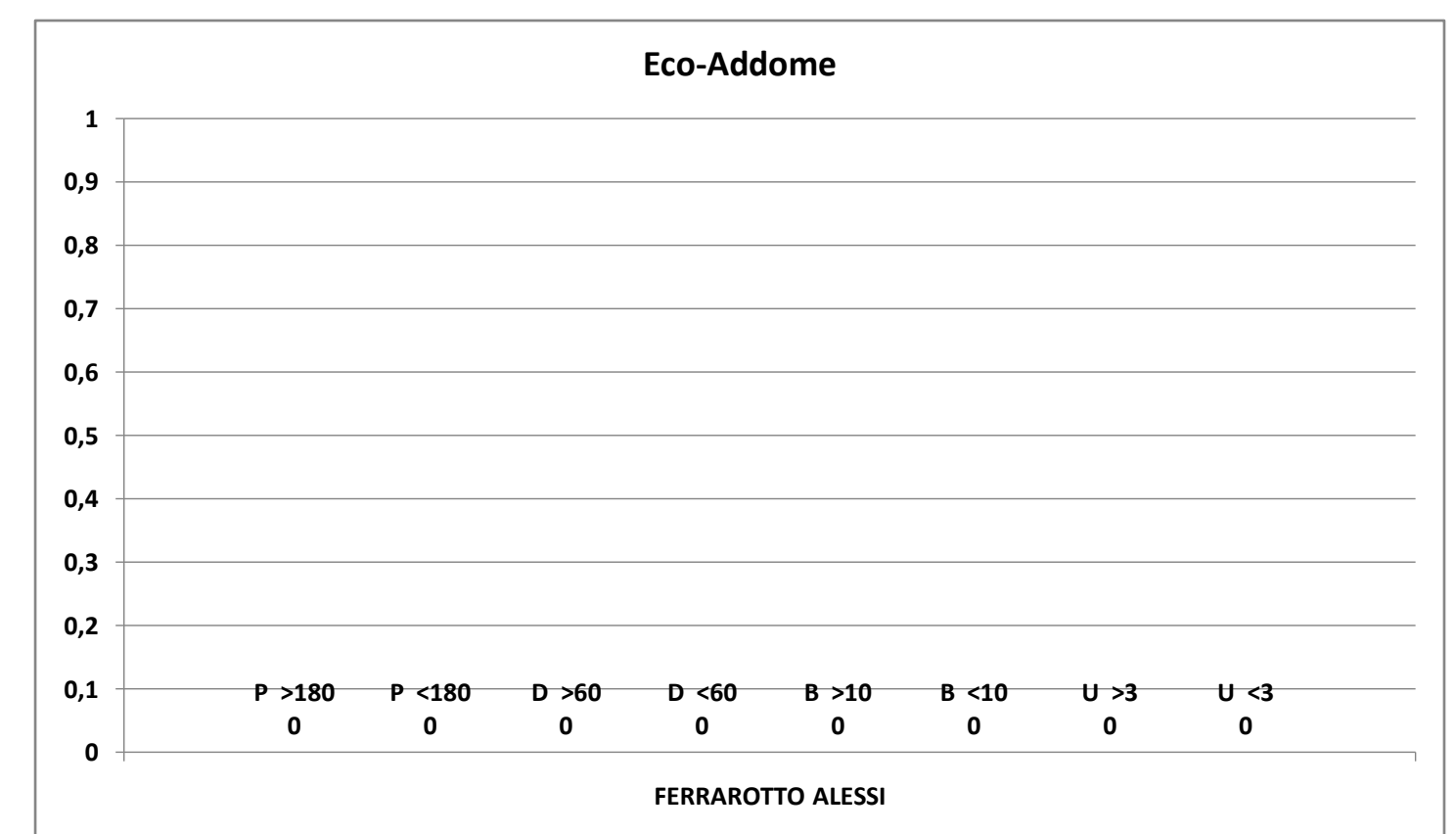
VITTORIO EMANUELE			
P >180	22	78,6	%
P <180	6	21,4	%
P Tot	28		
D >60	0	0,0	%
D <60	3	100,0	%
D Tot	3		
B >10	0	#####	%
B <10	0	#####	%
B Tot	0		
U >3	0	#####	%
U <3	0	#####	%
U Tot	0		



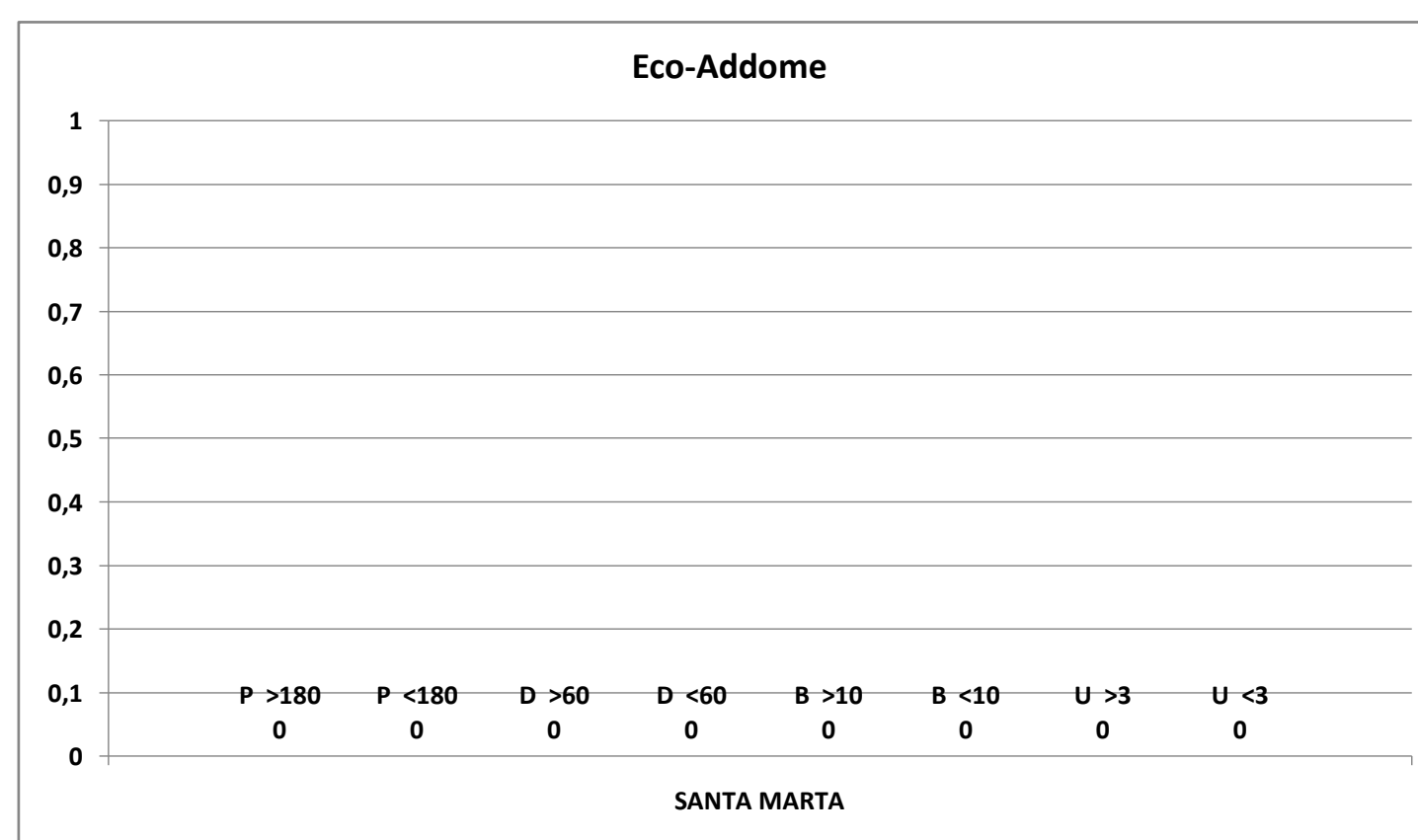
SANTO BAMBINO			
P >180	0	#####	%
P <180	0	#####	%
P Tot	0		
D >60	0	#####	%
D <60	0	#####	%
D Tot	0		
B >10	0	#####	%
B <10	0	#####	%
B Tot	0		
U >3	0	#####	%
U <3	0	#####	%
U Tot	0		



FERRAROTTO ALESSI			
P >180	0	#####	%
P <180	0	#####	%
P Tot	0		
D >60	0	#####	%
D <60	0	#####	%
D Tot	0		
B >10	0	#####	%
B <10	0	#####	%
B Tot	0		
U >3	0	#####	%
U <3	0	#####	%
U Tot	0		



SANTA MARTA			
P >180	0	#####	%
P <180	0	#####	%
P Tot	0		
D >60	0	#####	%
D <60	0	#####	%
D Tot	0		
B >10	0	#####	%
B <10	0	#####	%
B Tot	0		
U >3	0	#####	%
U <3	0	#####	%
U Tot	0		

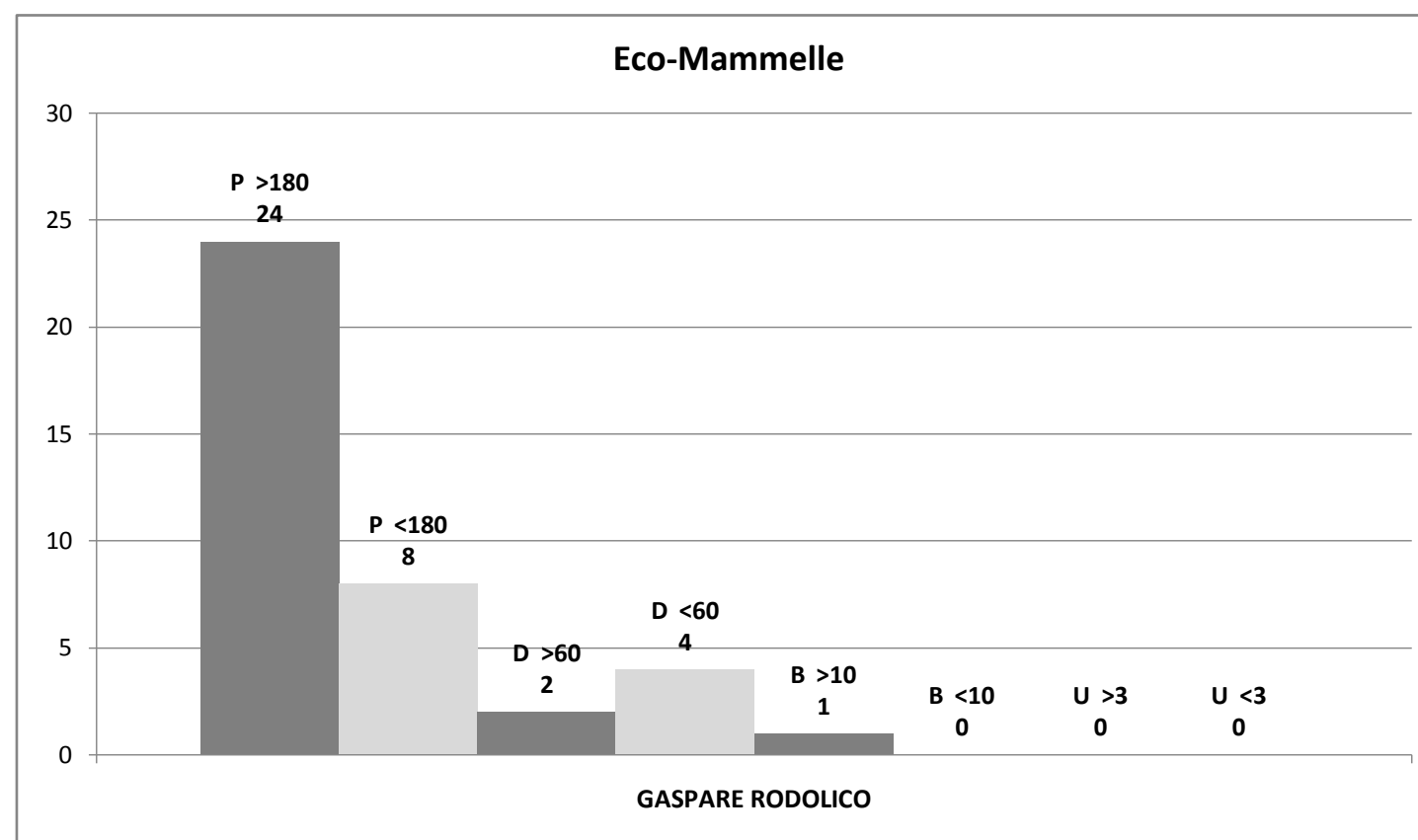


Tot. P:	88
Tot. D:	27
Tot. B:	3
Tot. U:	0
Tot. Prestazioni:	118
Tot. P >180:	36
Tot. D >60:	4
Tot. B >10:	0
Tot. U >3:	0
Tot. fuori tempo:	40

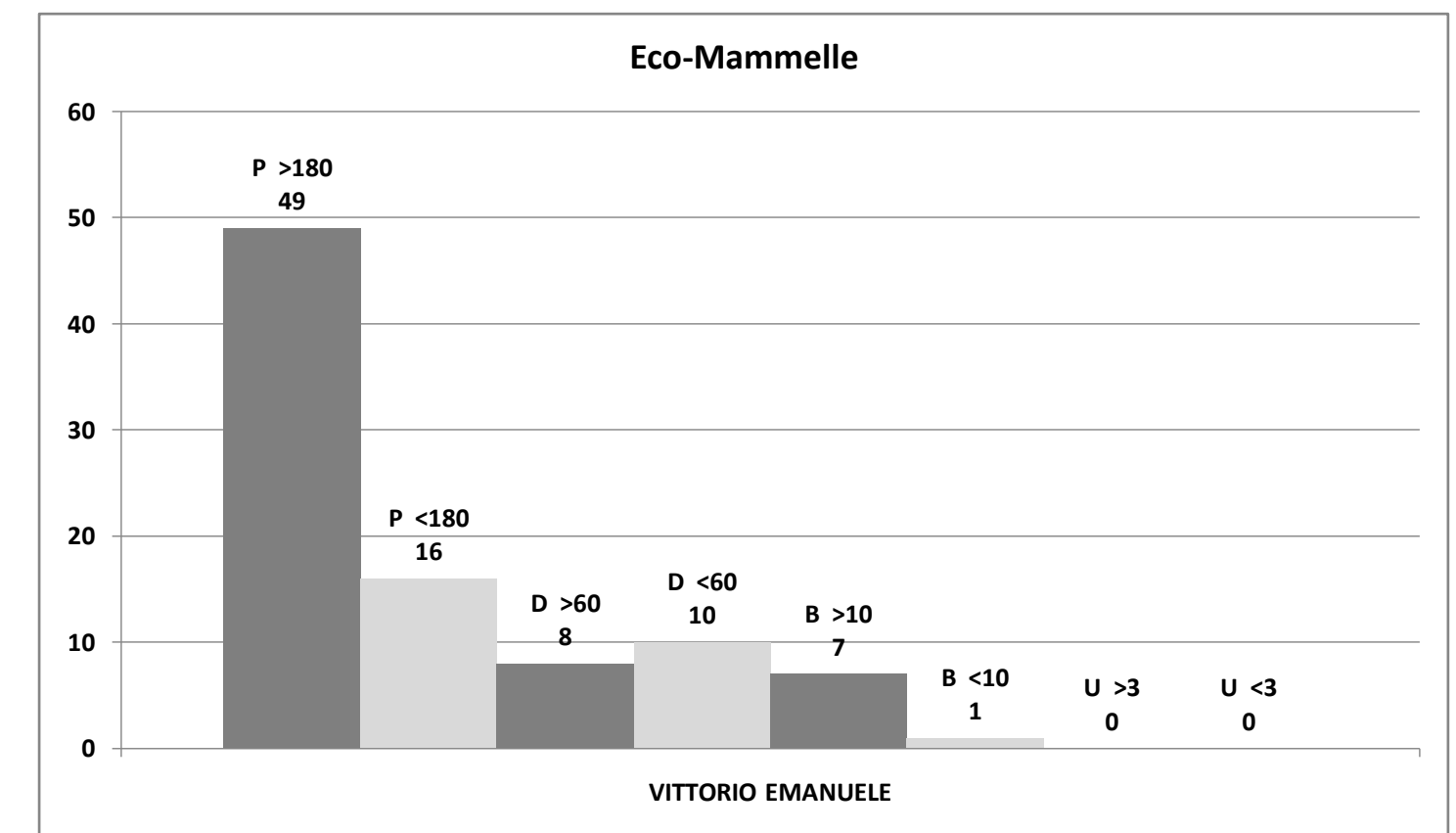
Il Responsabile del CUP – Aziendale  
Dott. Maurilio DANZI

Rilevamento tempi d'attesa PRESTAZIONI CRITICHE per codice priorità e per Presidi **marzo/2014**

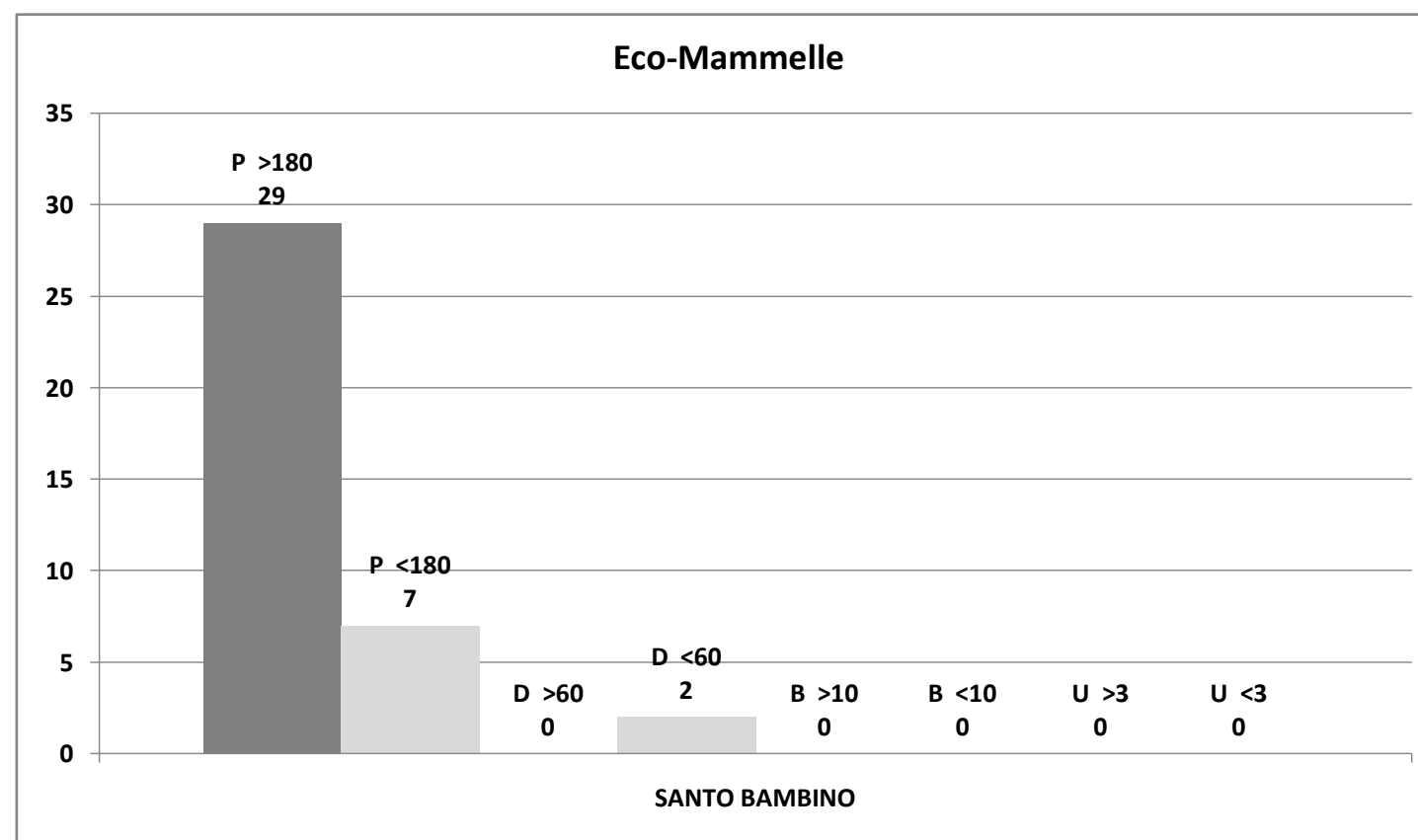
GASPARE RODOLICO			
P >180	24	75,0	%
P <180	8	25,0	%
P Tot	32		
D >60	2	33,3	%
D <60	4	66,7	%
D Tot	6		
B >10	1	100,0	%
B <10	0	0,0	%
B Tot	1		
U >3	0	#####	%
U <3	0	#####	%
U Tot	0		



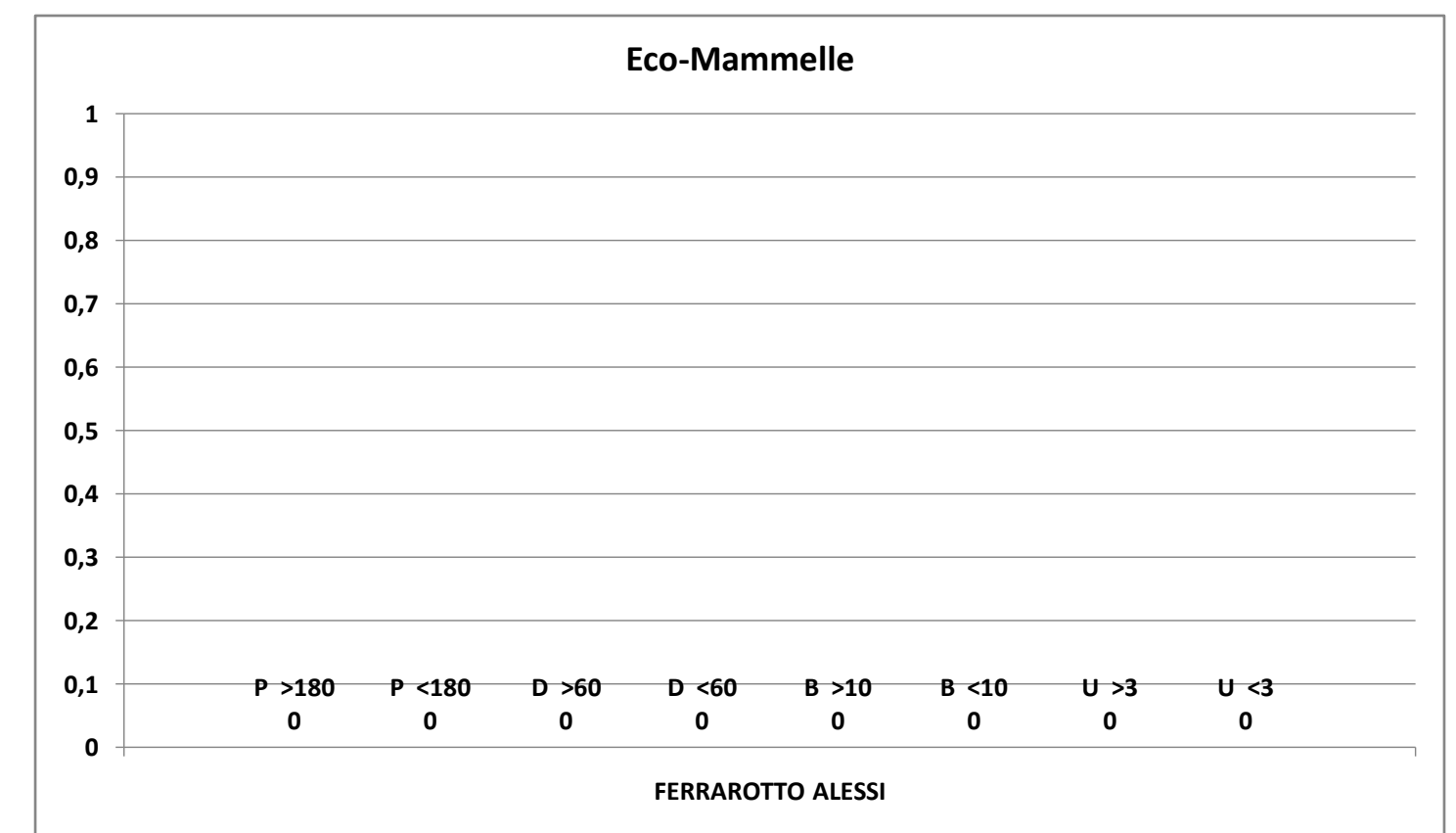
VITTORIO EMANUELE			
P >180	49	75,4	%
P <180	16	24,6	%
P Tot	65		
D >60	8	44,4	%
D <60	10	55,6	%
D Tot	18		
B >10	7	87,5	%
B <10	1	12,5	%
B Tot	8		
U >3	0	#####	%
U <3	0	#####	%
U Tot	0		



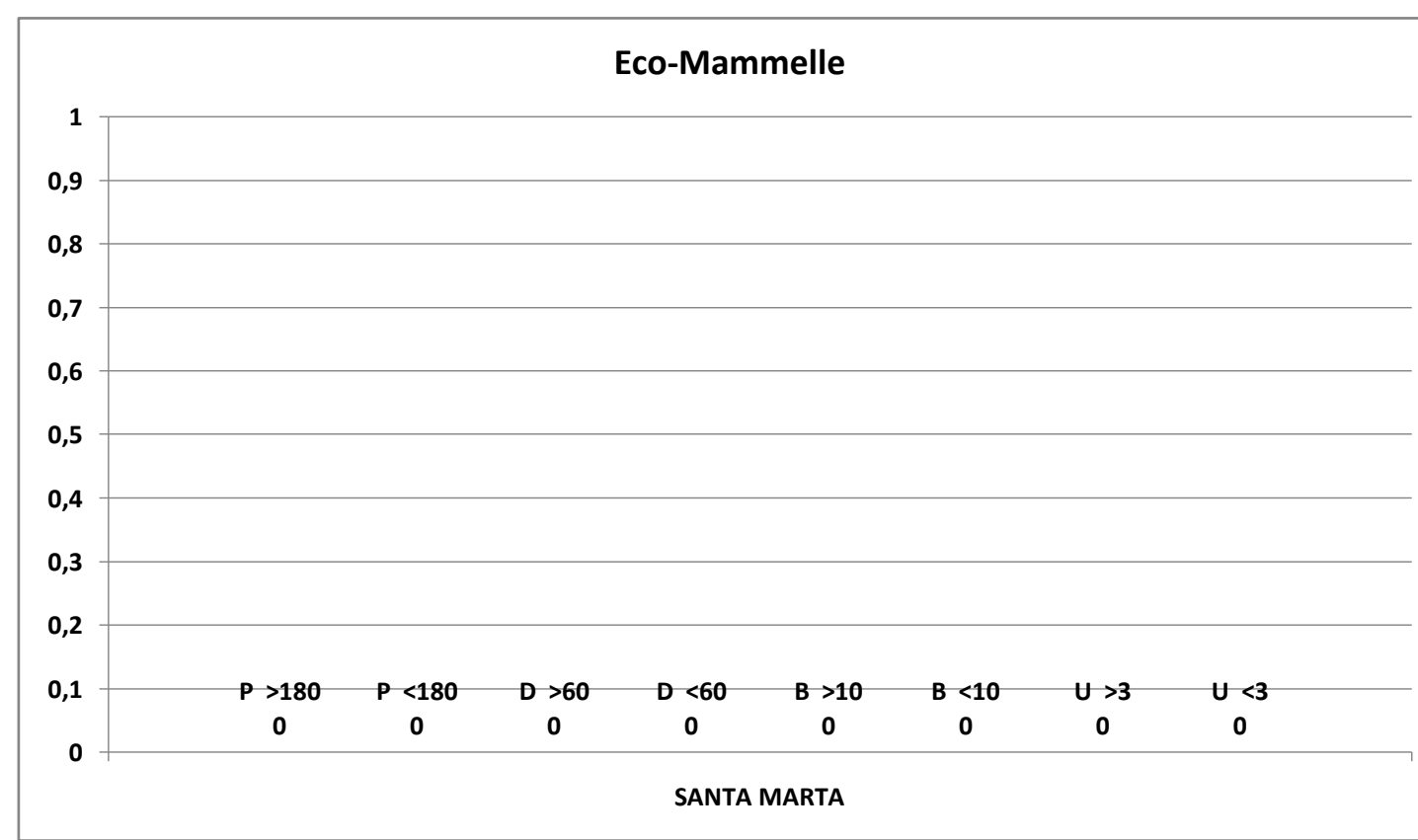
SANTO BAMBINO			
P >180	29	80,6	%
P <180	7	19,4	%
P Tot	36		
D >60	0	0,0	%
D <60	2	100,0	%
D Tot	2		
B >10	0	#####	%
B <10	0	#####	%
B Tot	0		
U >3	0	#####	%
U <3	0	#####	%
U Tot	0		



FERRAROTTO ALESSI			
P >180	0	#####	%
P <180	0	#####	%
P Tot	0		
D >60	0	#####	%
D <60	0	#####	%
D Tot	0		
B >10	0	#####	%
B <10	0	#####	%
B Tot	0		
U >3	0	#####	%
U <3	0	#####	%
U Tot	0		



SANTA MARTA			
P >180	0	#####	%
P <180	0	#####	%
P Tot	0		
D >60	0	#####	%
D <60	0	#####	%
D Tot	0		
B >10	0	#####	%
B <10	0	#####	%
B Tot	0		
U >3	0	#####	%
U <3	0	#####	%
U Tot	0		

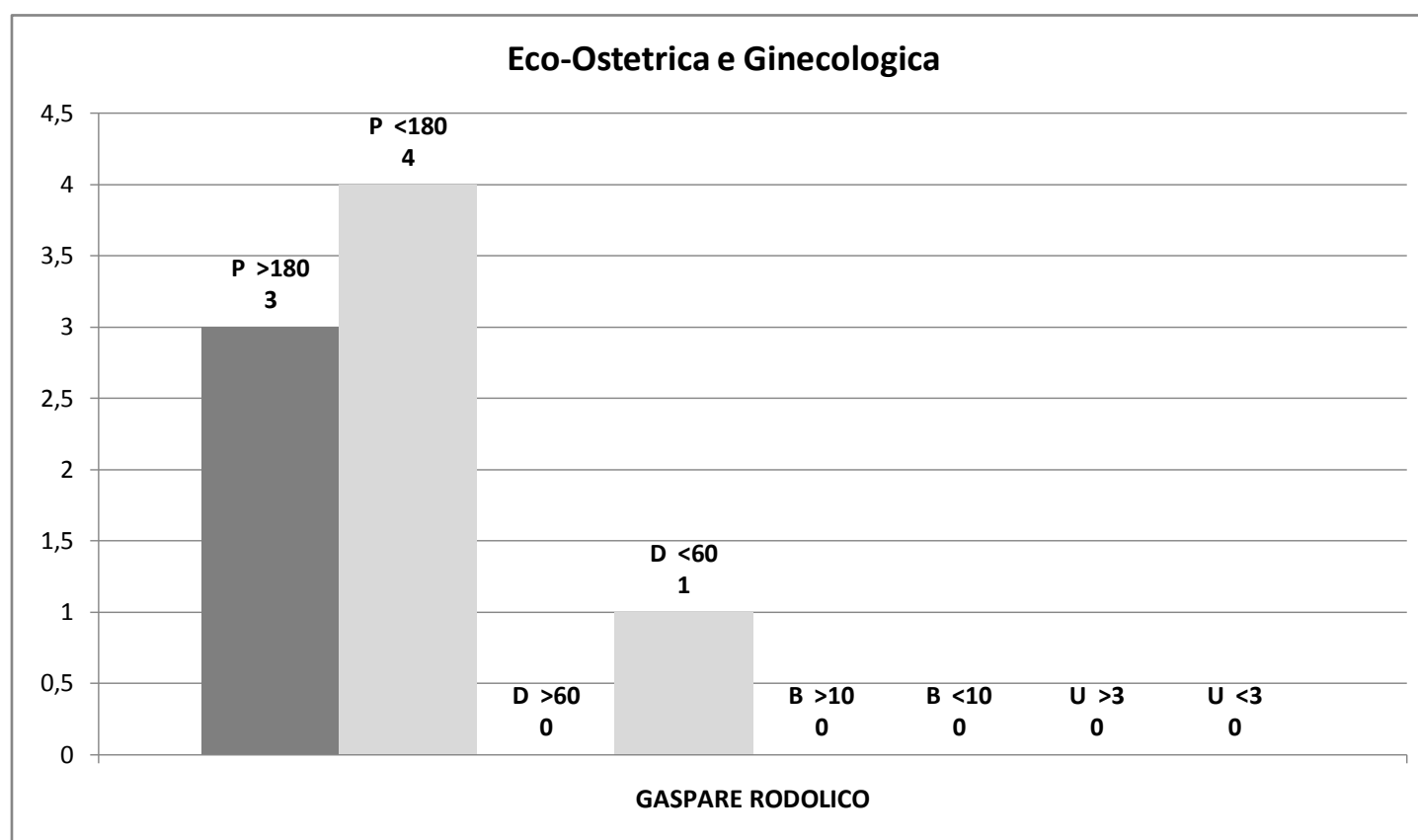


Tot. P:	133
Tot. D:	26
Tot. B:	9
Tot. U:	0
Tot. Prestazioni:	168
Tot. P >180:	102
Tot. D >60:	10
Tot. B >10:	8
Tot. U >3:	0
Tot. fuori tempo:	120

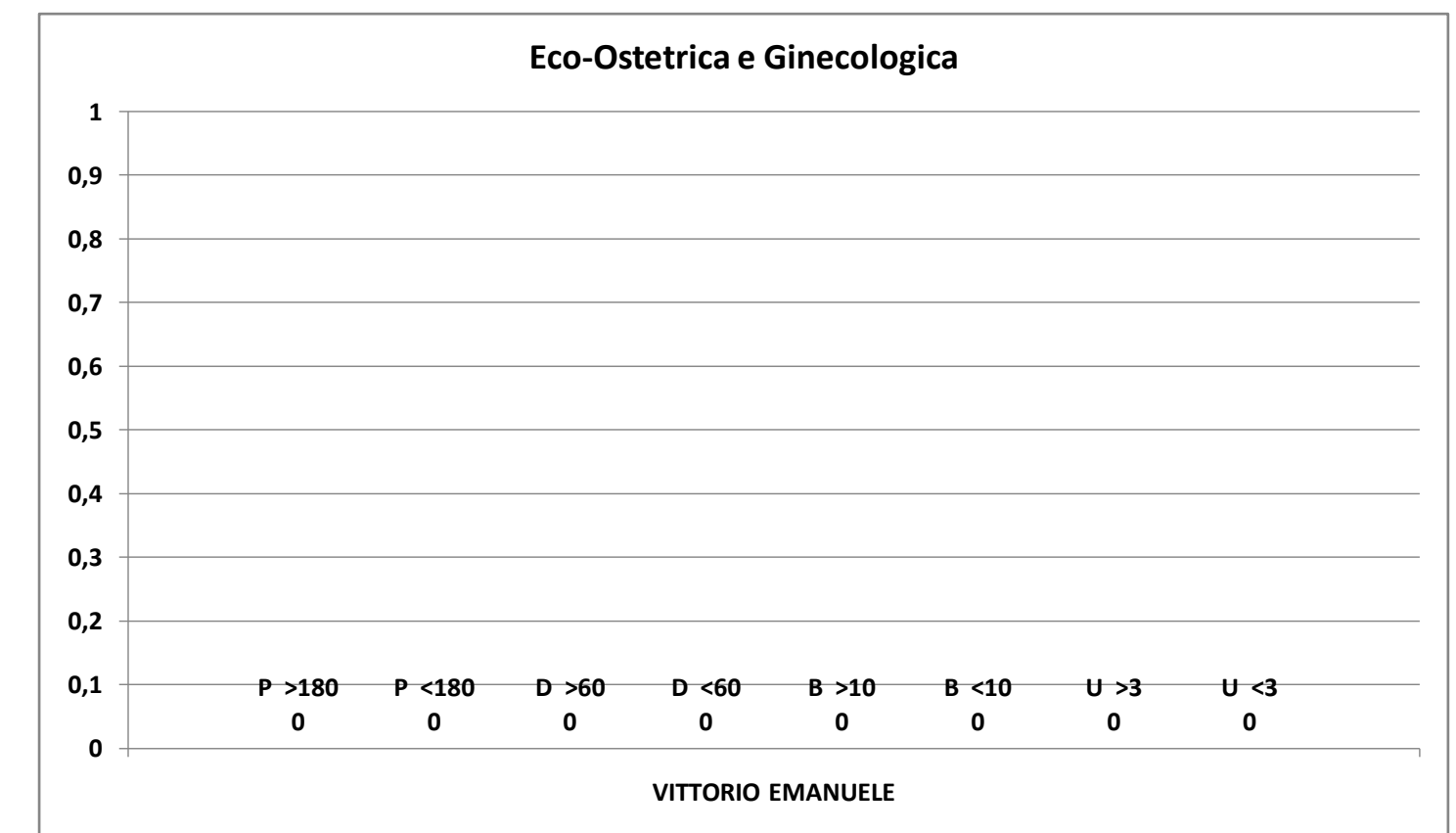
Il Responsabile del CUP – Aziendale  
Dott. Maurilio DANZI

Rilevamento tempi d'attesa PRESTAZIONI CRITICHE per codice priorità e per Presidi **marzo/2014**

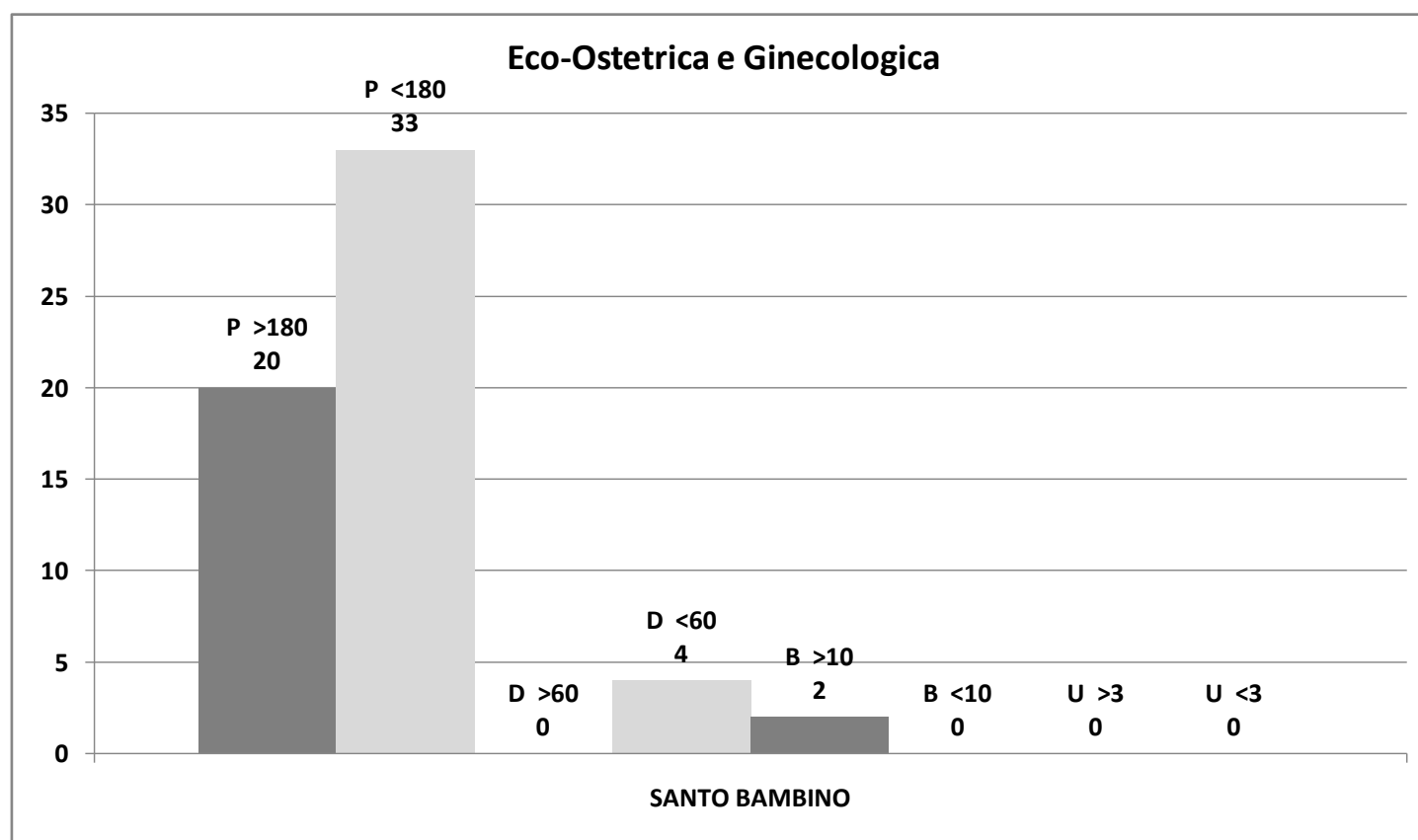
GASPARE RODOLICO			
P >180	3	42,9	%
P <180	4	57,1	%
P Tot	7		
D >60	0	0,0	%
D <60	1	100,0	%
D Tot	1		
B >10	0	#####	%
B <10	0	#####	%
B Tot	0		
U >3	0	#####	%
U <3	0	#####	%
U Tot	0		



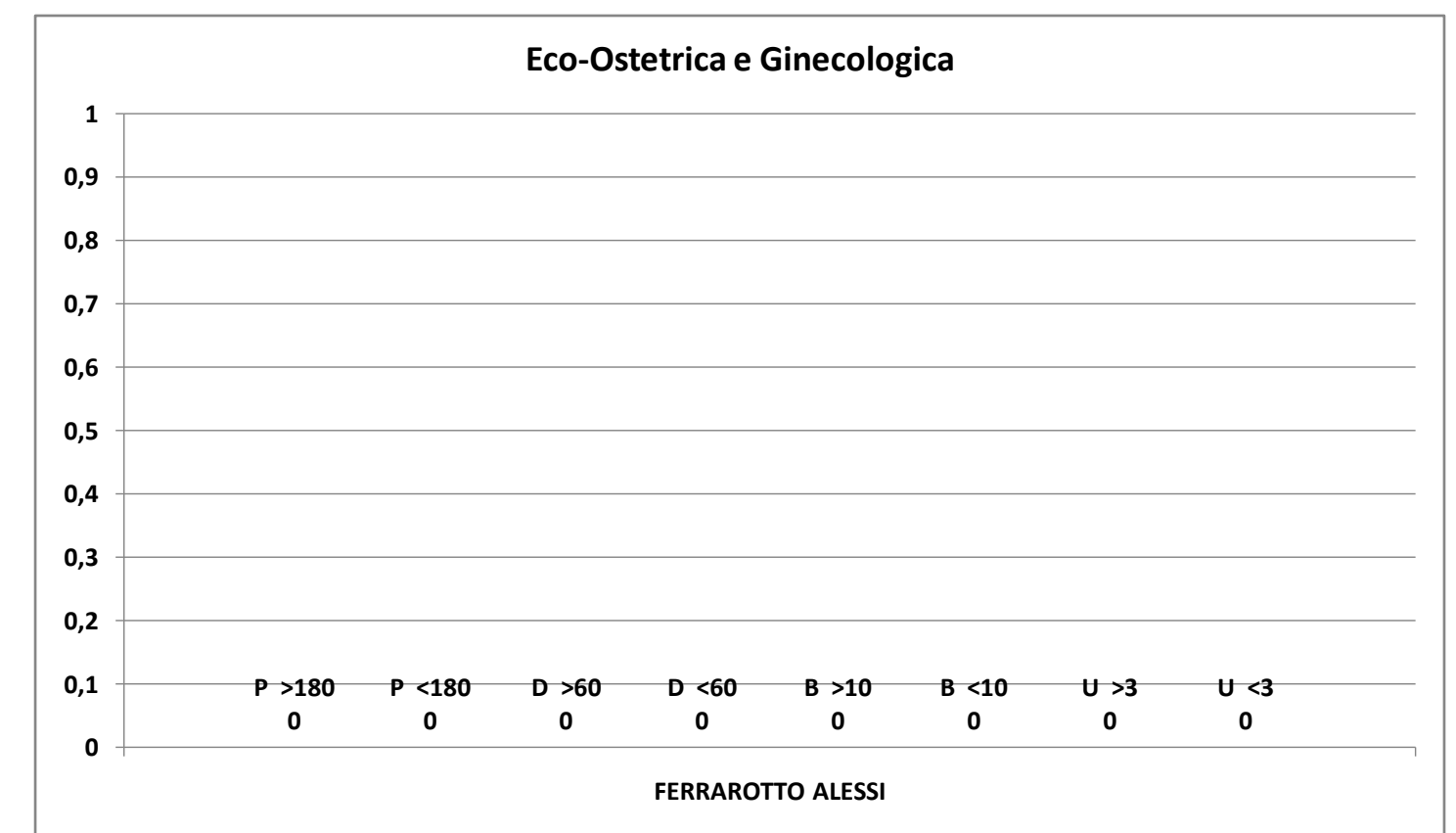
VITTORIO EMANUELE			
P >180	0	#####	%
P <180	0	#####	%
P Tot	0		
D >60	0	#####	%
D <60	0	#####	%
D Tot	0		
B >10	0	#####	%
B <10	0	#####	%
B Tot	0		
U >3	0	#####	%
U <3	0	#####	%
U Tot	0		



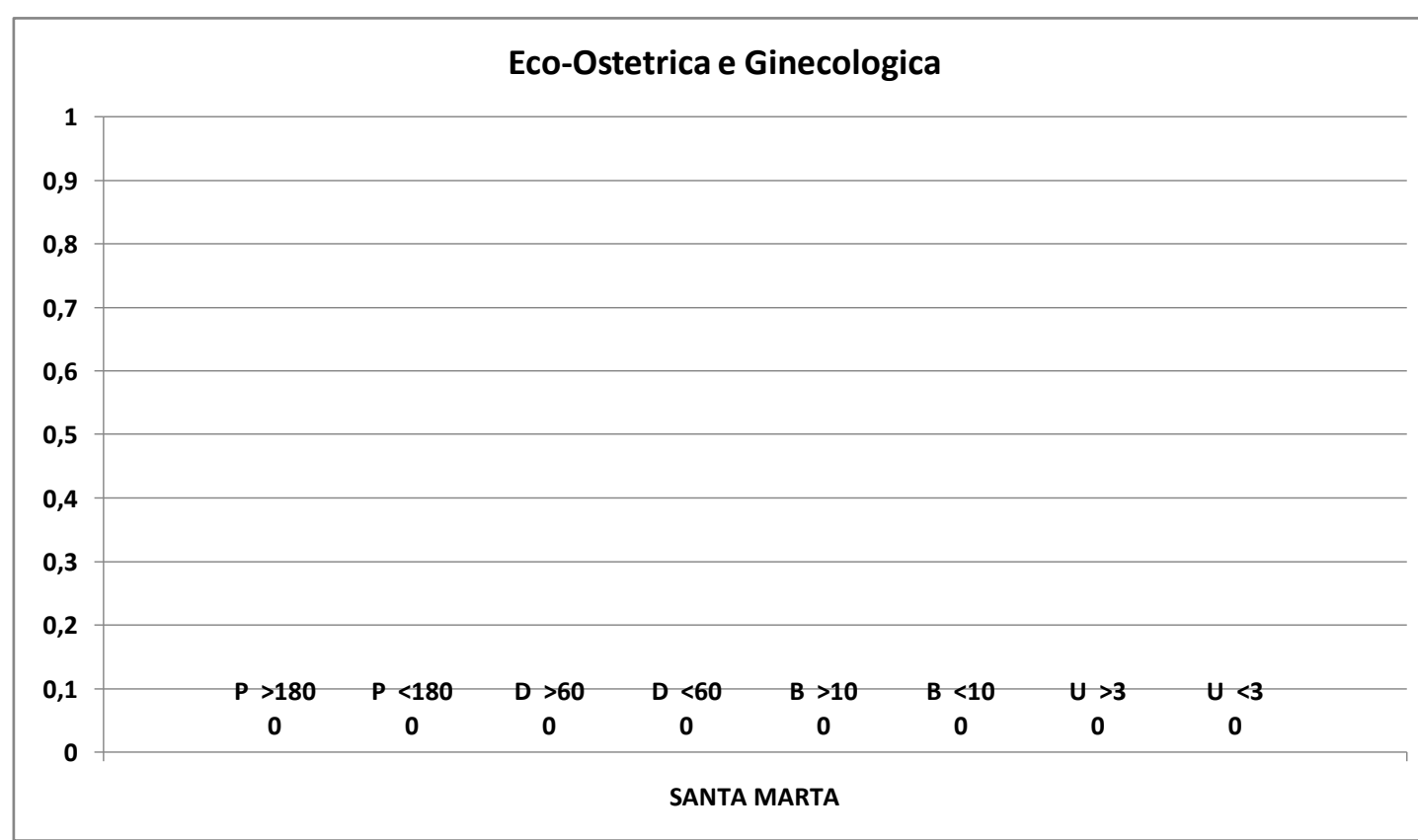
SANTO BAMBINO			
P >180	20	37,7	%
P <180	33	62,3	%
P Tot	53		
D >60	0	0,0	%
D <60	4	100,0	%
D Tot	4		
B >10	2	100,0	%
B <10	0	0,0	%
B Tot	2		
U >3	0	#####	%
U <3	0	#####	%
U Tot	0		



FERRAROTTO ALESSI			
P >180	0	#####	%
P <180	0	#####	%
P Tot	0		
D >60	0	#####	%
D <60	0	#####	%
D Tot	0		
B >10	0	#####	%
B <10	0	#####	%
B Tot	0		
U >3	0	#####	%
U <3	0	#####	%
U Tot	0		



SANTA MARTA			
P >180	0	#####	%
P <180	0	#####	%
P Tot	0		
D >60	0	#####	%
D <60	0	#####	%
D Tot	0		
B >10	0	#####	%
B <10	0	#####	%
B Tot	0		
U >3	0	#####	%
U <3	0	#####	%
U Tot	0		

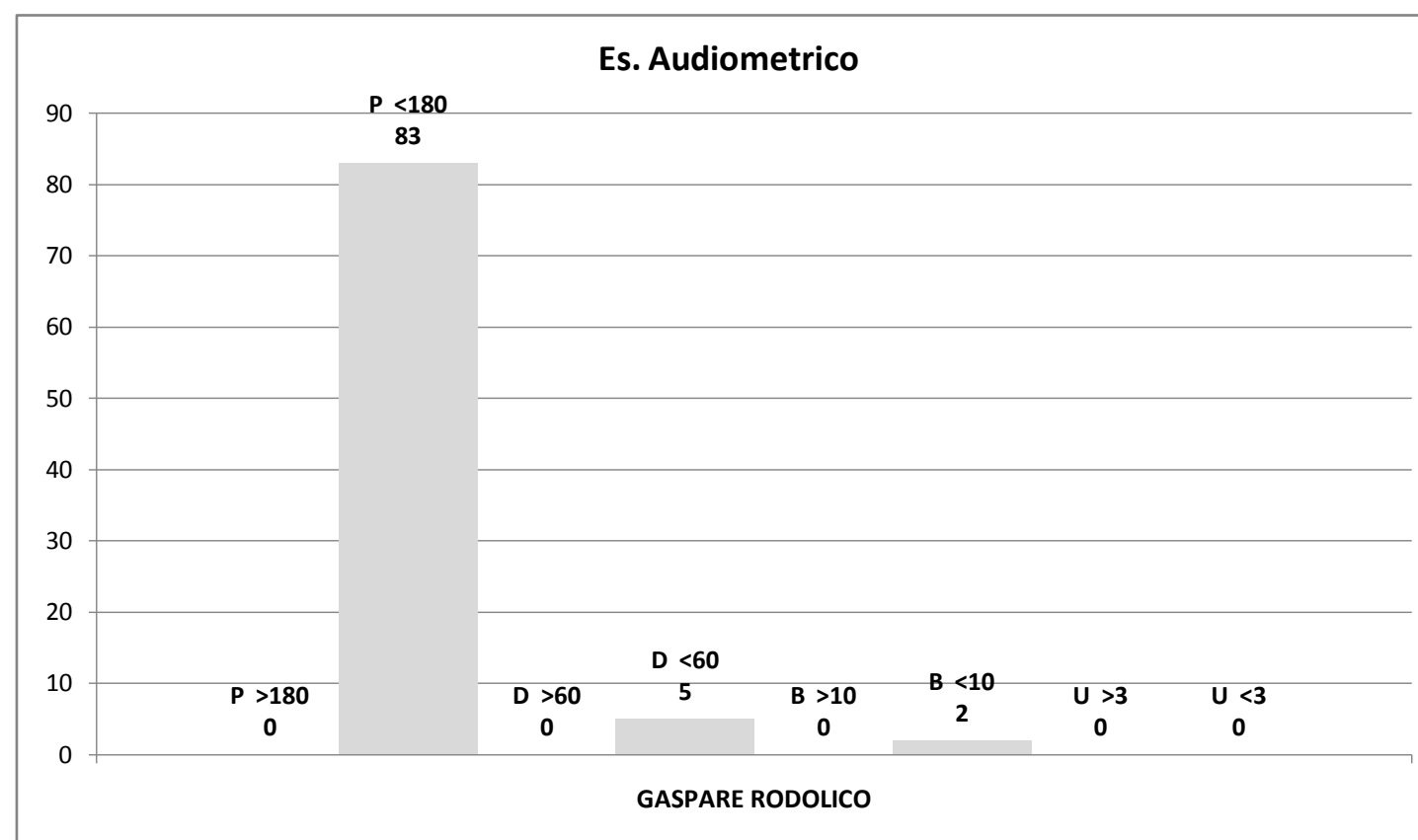


Tot. P:	60
Tot. D:	5
Tot. B:	2
Tot. U:	0
Tot. Prestazioni:	67
Tot. P >180:	23
Tot. D >60:	0
Tot. B >10:	2
Tot. U >3:	0
Tot. fuori tempo:	25

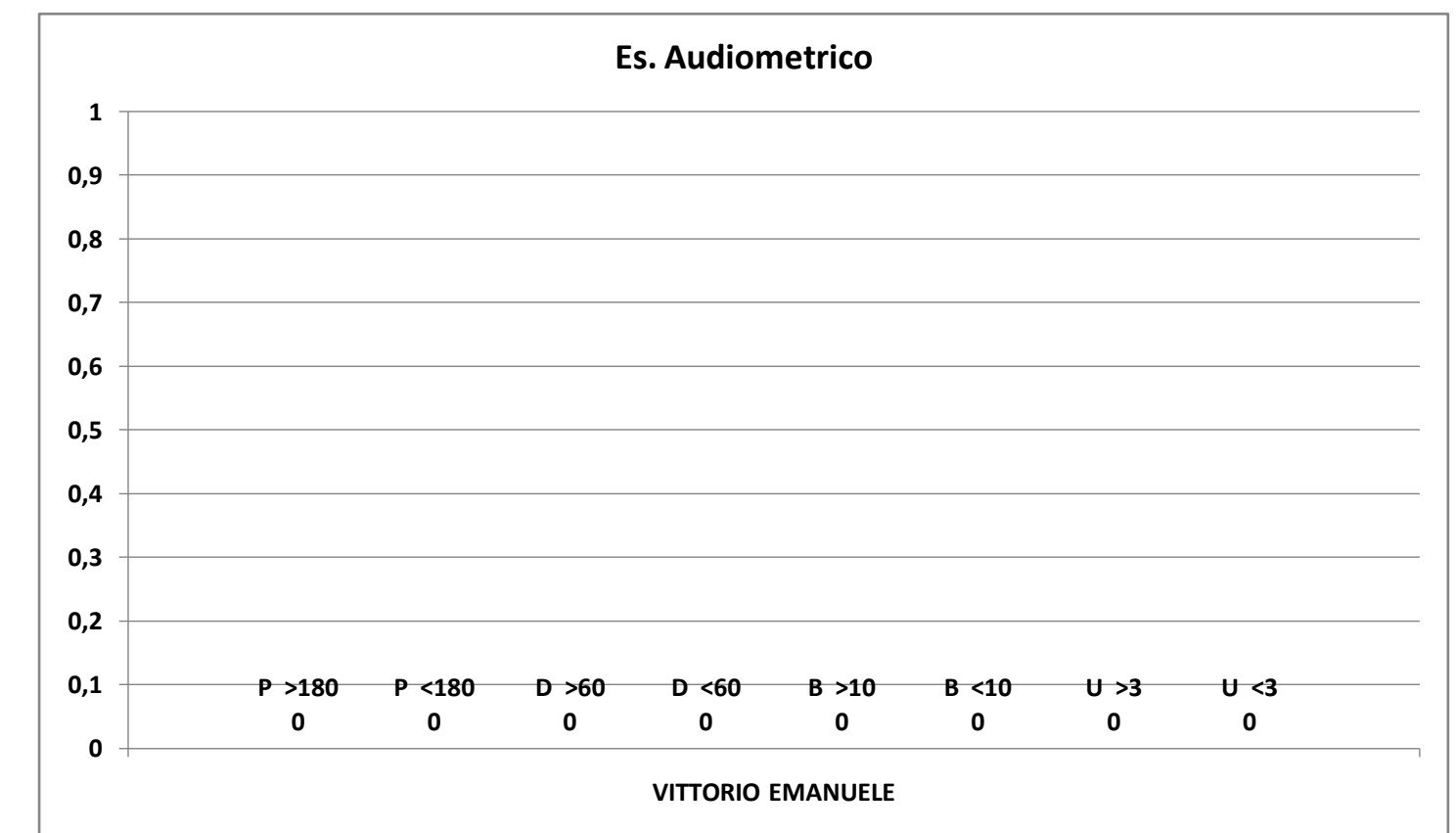
Il Responsabile del CUP – Aziendale  
Dott. Maurilio DANZI

Rilevamento tempi d'attesa PRESTAZIONI CRITICHE per codice priorità e per Presidi **marzo/2014**

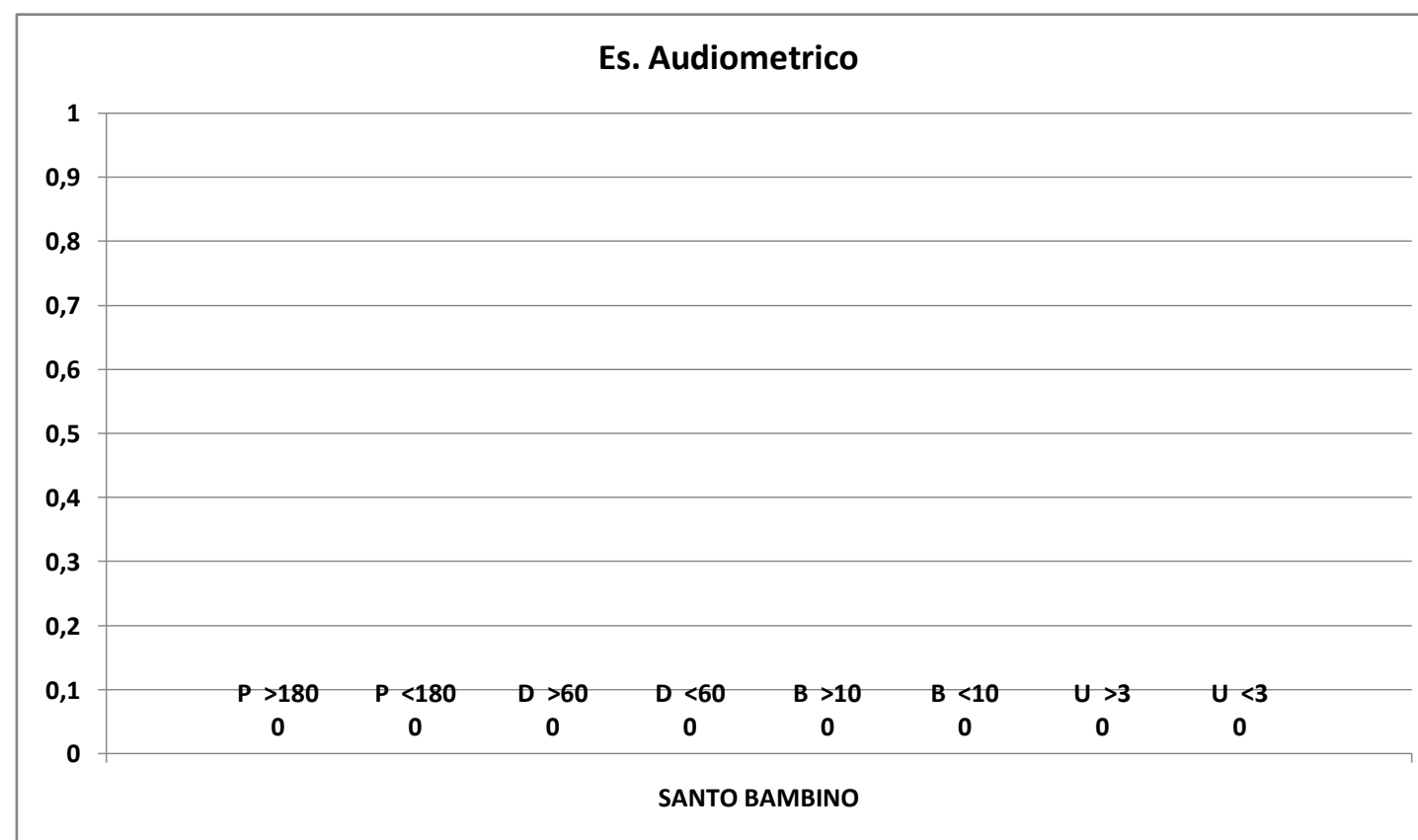
GASPARE RODOLICO			
P >180	0	0,0	%
P <180	83	100,0	%
P Tot	83		
D >60	0	0,0	%
D <60	5	100,0	%
D Tot	5		
B >10	0	0,0	%
B <10	2	100,0	%
B Tot	2		
U >3	0	#####	%
U <3	0	#####	%
U Tot	0		



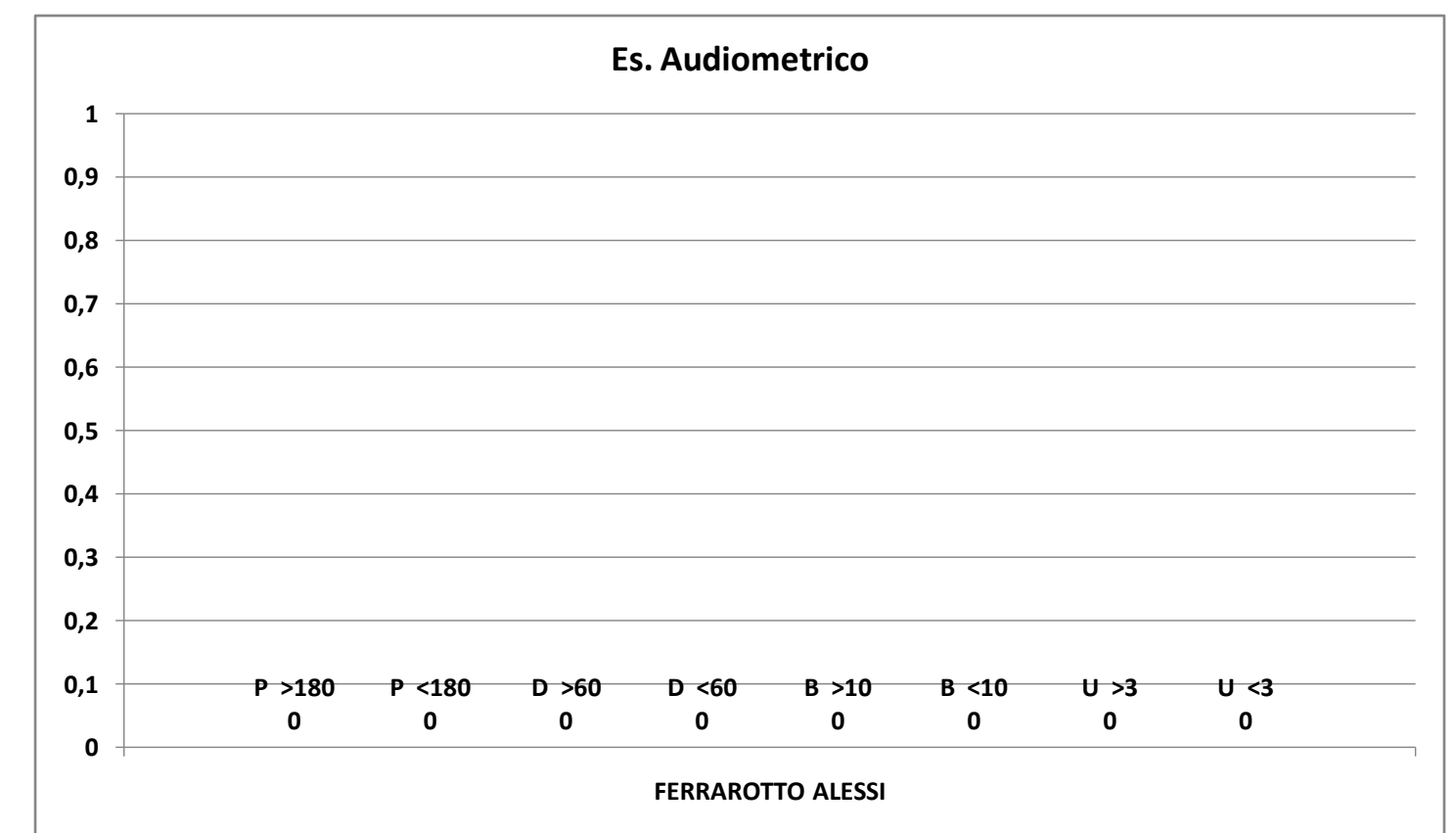
VITTORIO EMANUELE			
P >180	0	#####	%
P <180	0	#####	%
P Tot	0		
D >60	0	#####	%
D <60	0	#####	%
D Tot	0		
B >10	0	#####	%
B <10	0	#####	%
B Tot	0		
U >3	0	#####	%
U <3	0	#####	%
U Tot	0		



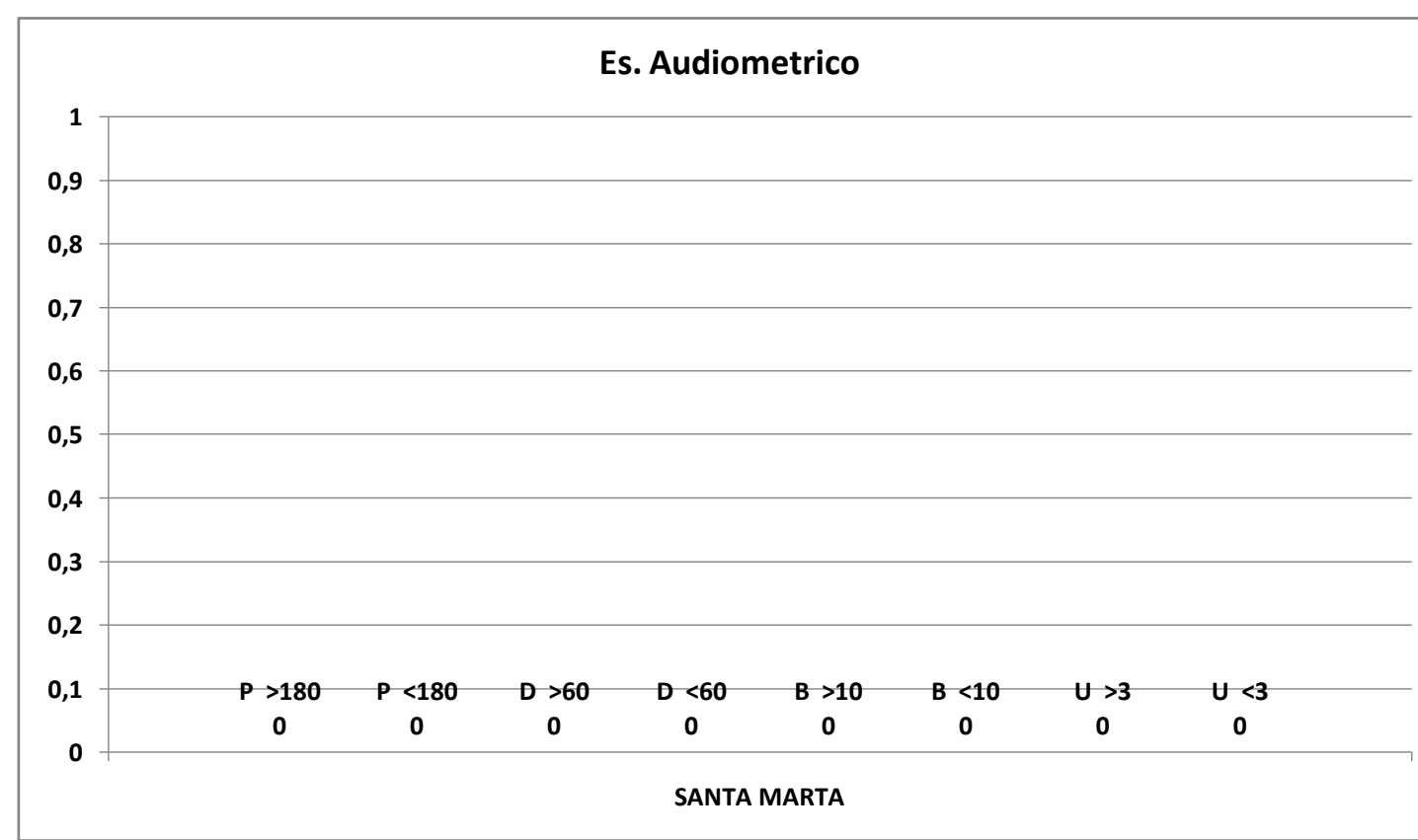
SANTO BAMBINO			
P >180	0	#####	%
P <180	0	#####	%
P Tot	0		
D >60	0	#####	%
D <60	0	#####	%
D Tot	0		
B >10	0	#####	%
B <10	0	#####	%
B Tot	0		
U >3	0	#####	%
U <3	0	#####	%
U Tot	0		



FERRAROTTO ALESSI			
P >180	0	#####	%
P <180	0	#####	%
P Tot	0		
D >60	0	#####	%
D <60	0	#####	%
D Tot	0		
B >10	0	#####	%
B <10	0	#####	%
B Tot	0		
U >3	0	#####	%
U <3	0	#####	%
U Tot	0		



SANTA MARTA			
P >180	0	#####	%
P <180	0	#####	%
P Tot	0		
D >60	0	#####	%
D <60	0	#####	%
D Tot	0		
B >10	0	#####	%
B <10	0	#####	%
B Tot	0		
U >3	0	#####	%
U <3	0	#####	%
U Tot	0		



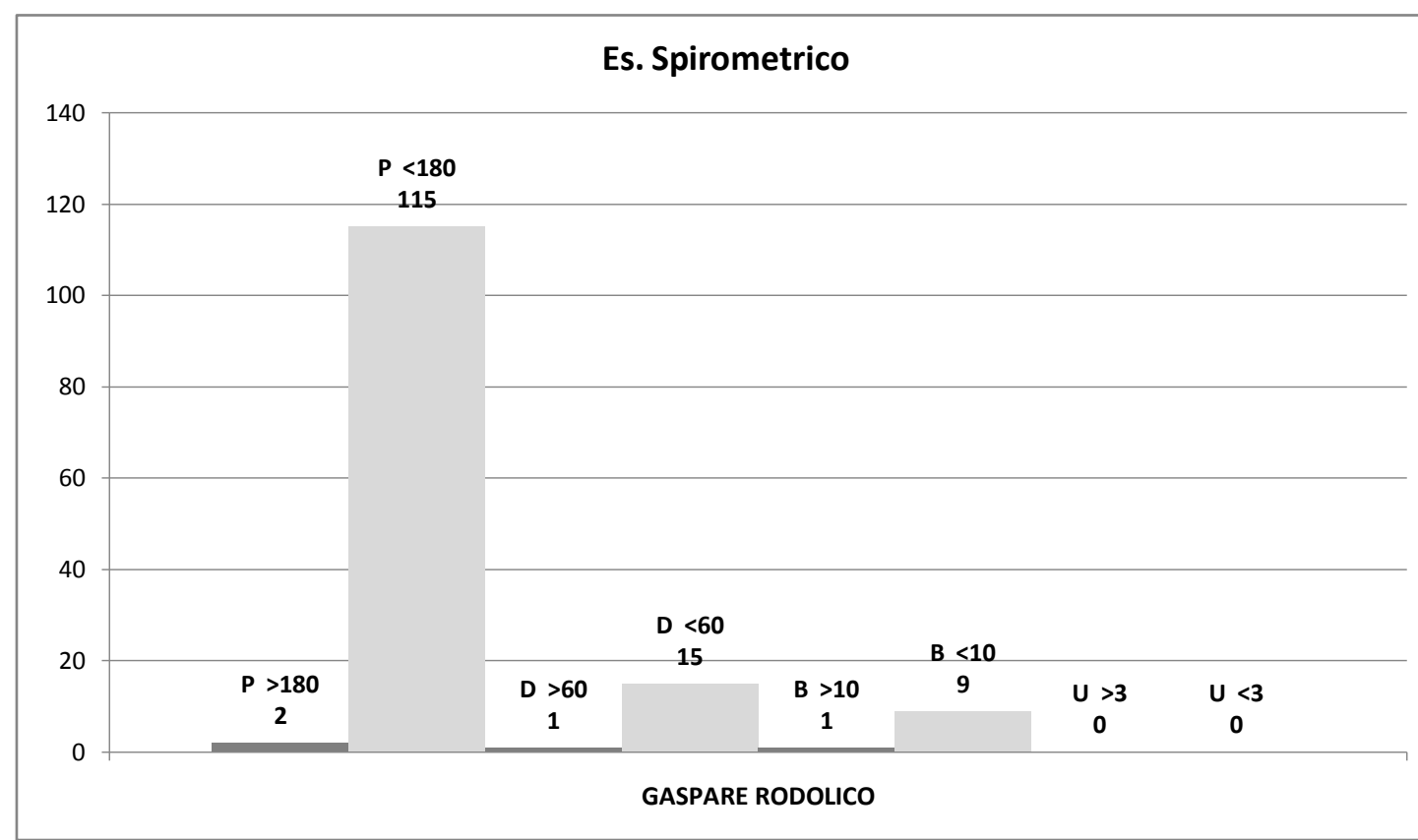
Tot. P:	83
Tot. D:	5
Tot. B:	2
Tot. U:	0
Tot. Prestazioni:	90
Tot. P >180:	0
Tot. D >60:	0
Tot. B >10:	0
Tot. U >3:	0
Tot. fuori tempo:	0

Il Responsabile del CUP – Aziendale  
Dott. Maurilio DANZI

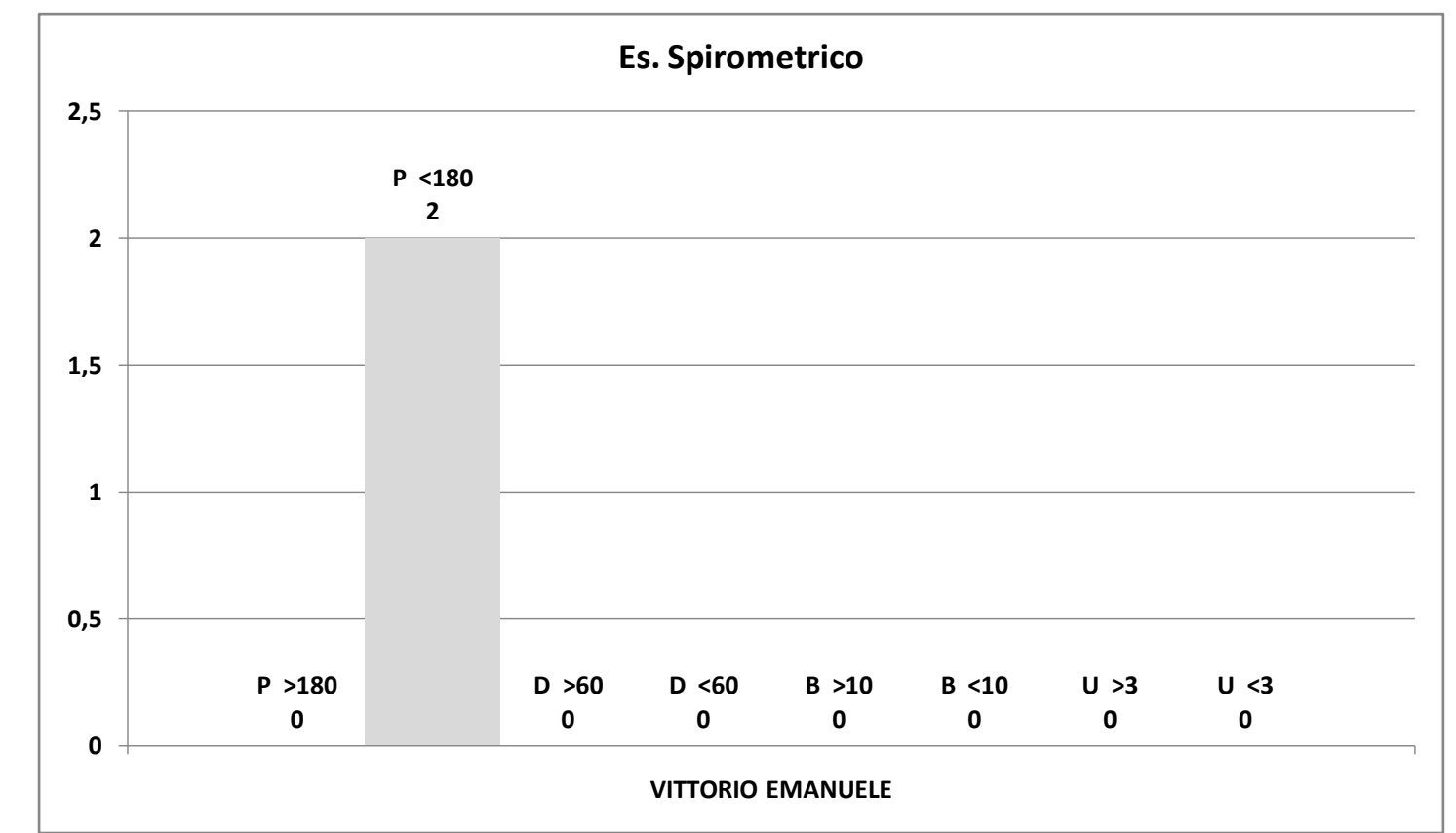


Rilevamento tempi d'attesa PRESTAZIONI CRITICHE per codice priorità e per Presidi **marzo/2014**

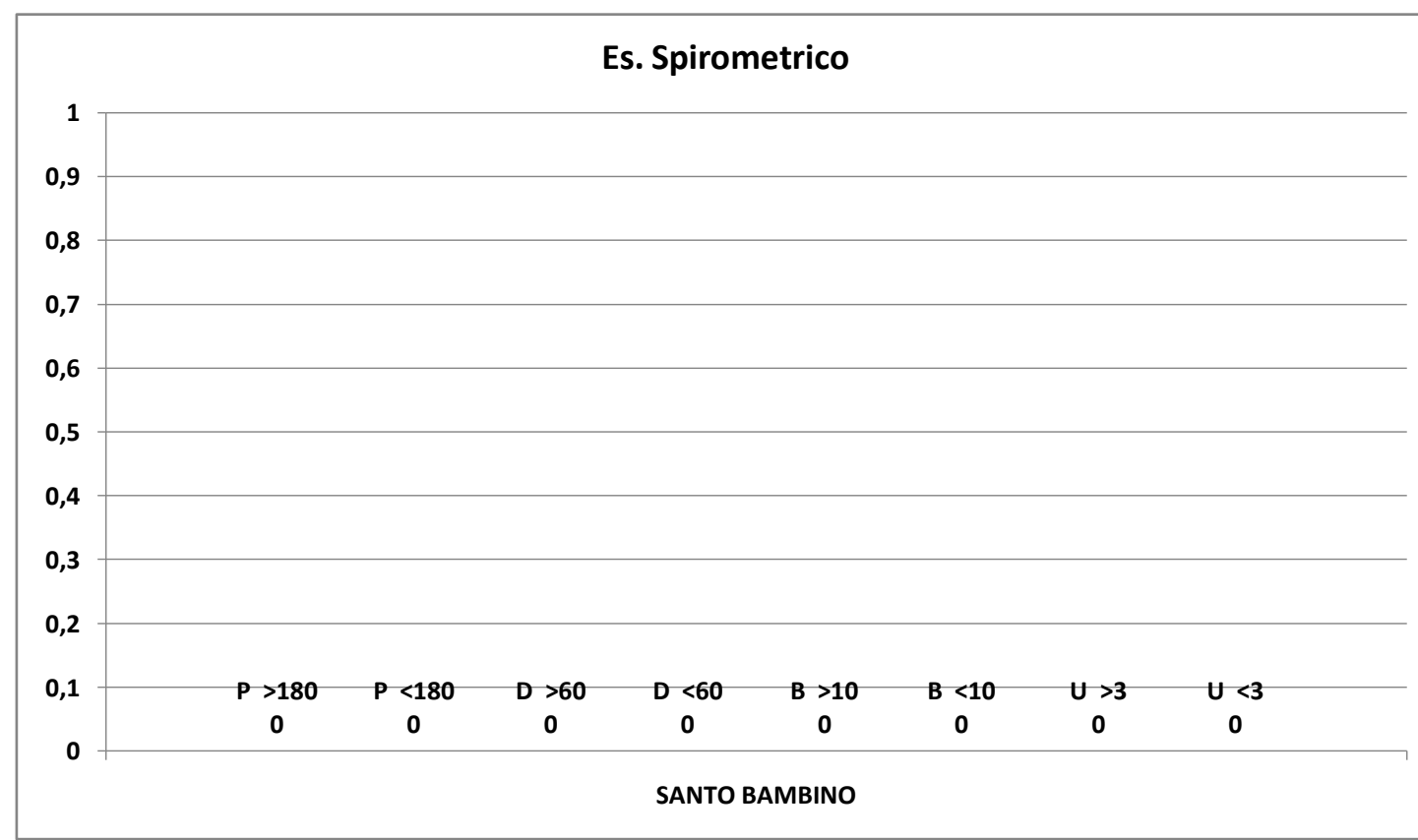
GASPARE RODOLICO			
P >180	2	1,7	%
P <180	115	98,3	%
P Tot	117		
D >60	1	6,3	%
D <60	15	93,8	%
D Tot	16		
B >10	1	10,0	%
B <10	9	90,0	%
B Tot	10		
U >3	0	#####	%
U <3	0	#####	%
U Tot	0		



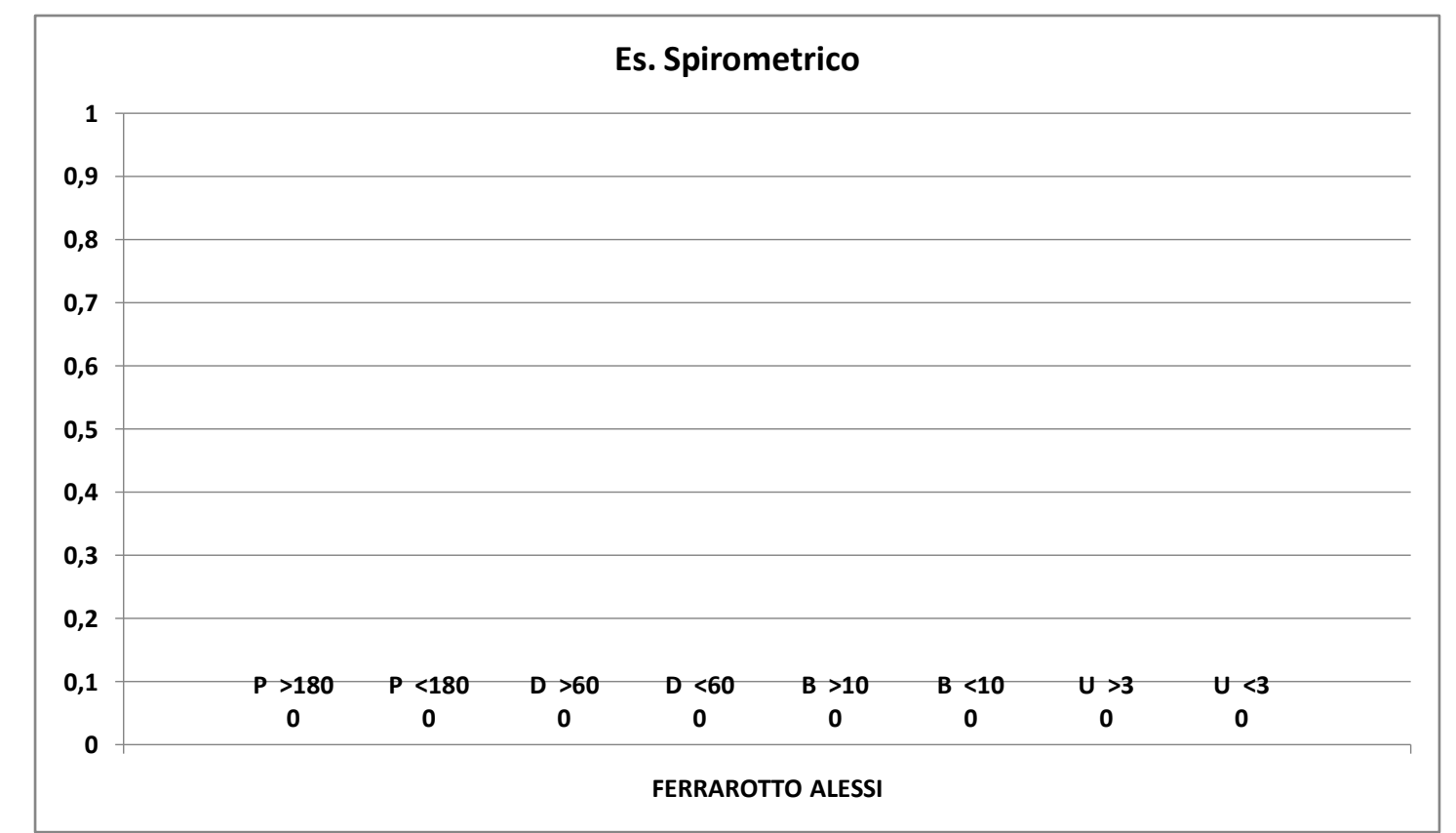
VITTORIO EMANUELE			
P >180	0	0,0	%
P <180	2	100,0	%
P Tot	2		
D >60	0	#####	%
D <60	0	#####	%
D Tot	0		
B >10	0	#####	%
B <10	0	#####	%
B Tot	0		
U >3	0	#####	%
U <3	0	#####	%
U Tot	0		



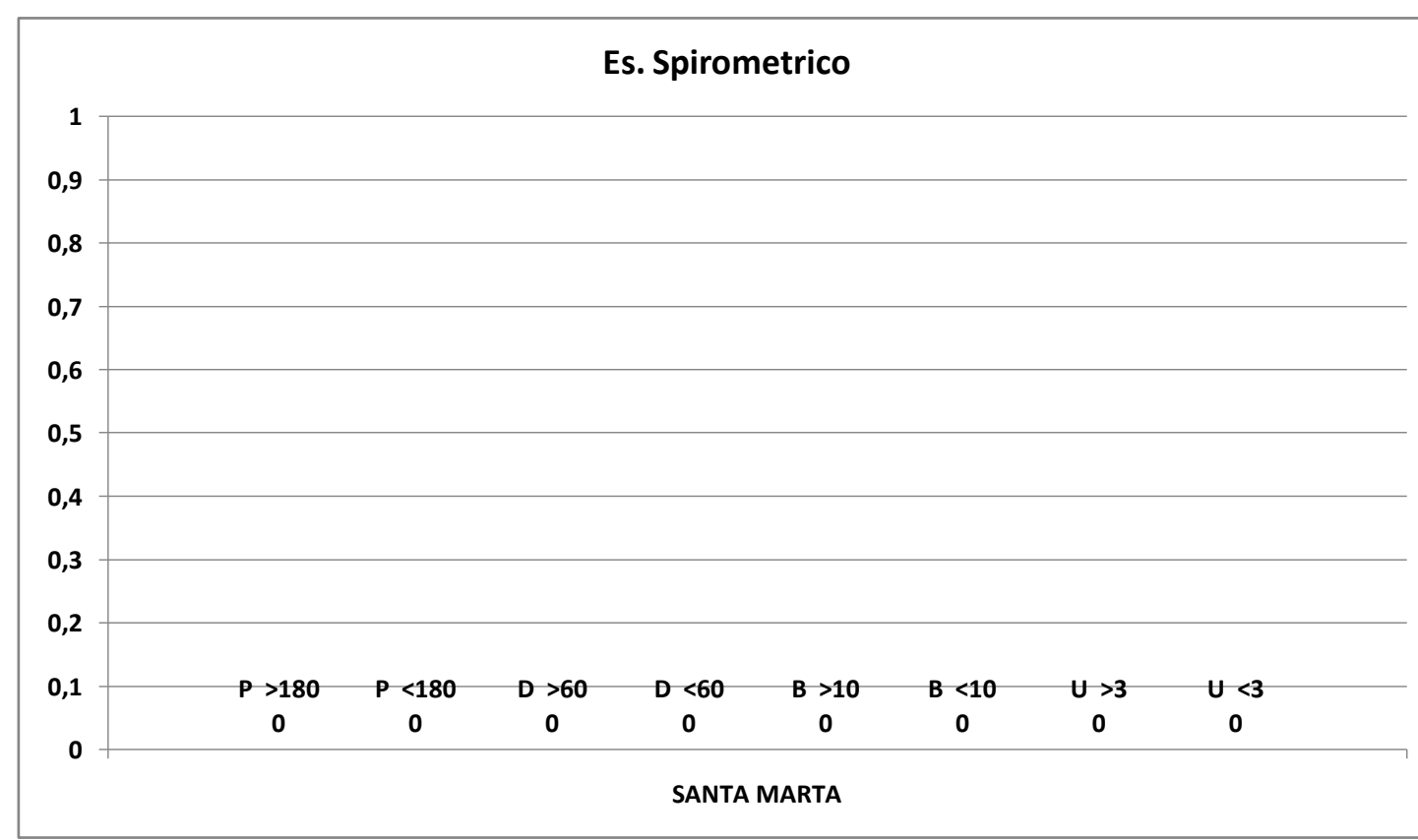
SANTO BAMBINO			
P >180	0	#####	%
P <180	0	#####	%
P Tot	0		
D >60	0	#####	%
D <60	0	#####	%
D Tot	0		
B >10	0	#####	%
B <10	0	#####	%
B Tot	0		
U >3	0	#####	%
U <3	0	#####	%
U Tot	0		



FERRAROTTO ALESSI			
P >180	0	#####	%
P <180	0	#####	%
P Tot	0		
D >60	0	#####	%
D <60	0	#####	%
D Tot	0		
B >10	0	#####	%
B <10	0	#####	%
B Tot	0		
U >3	0	#####	%
U <3	0	#####	%
U Tot	0		



SANTA MARTA			
P >180	0	#####	%
P <180	0	#####	%
P Tot	0		
D >60	0	#####	%
D <60	0	#####	%
D Tot	0		
B >10	0	#####	%
B <10	0	#####	%
B Tot	0		
U >3	0	#####	%
U <3	0	#####	%
U Tot	0		

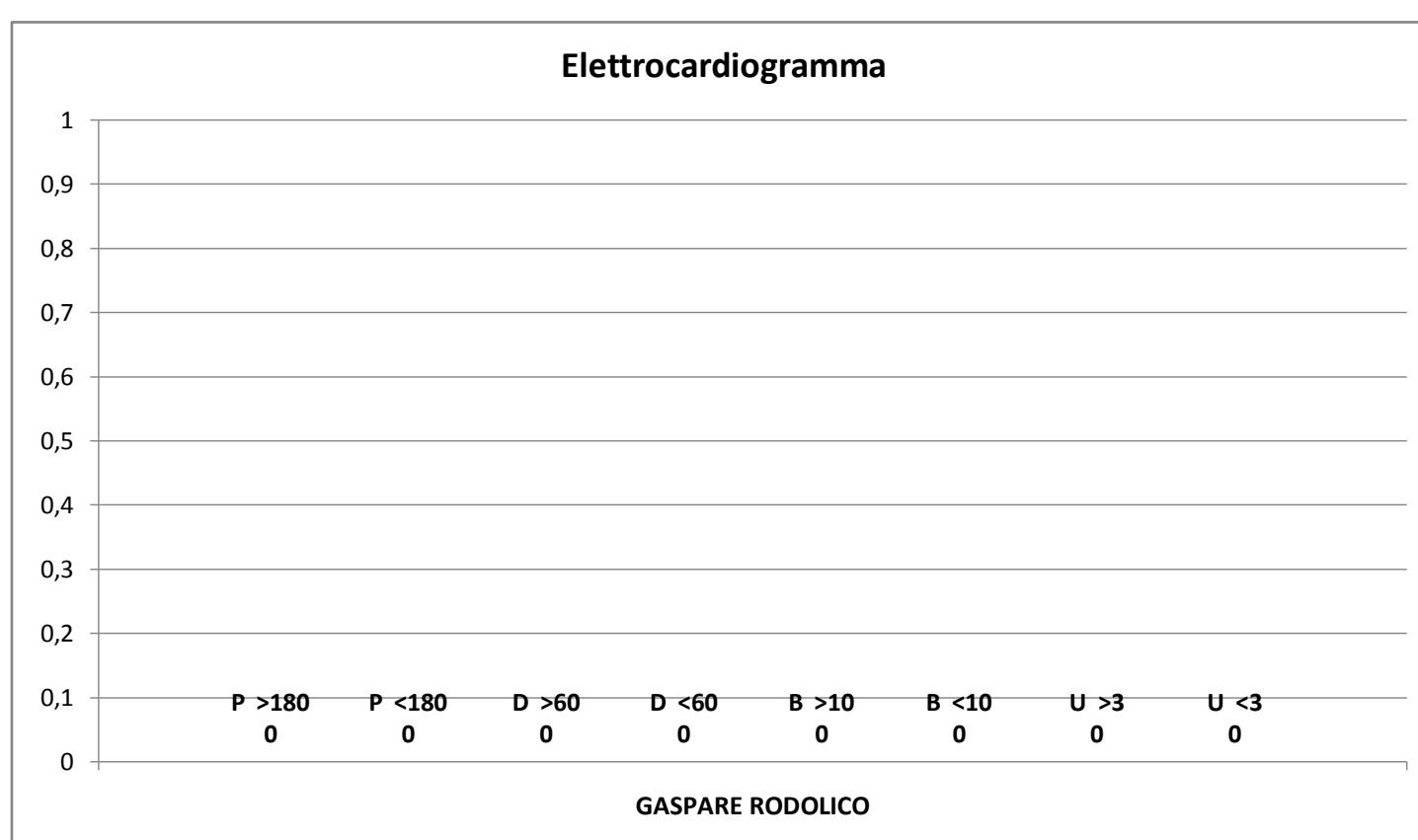


Tot. P:	119
Tot. D:	16
Tot. B:	10
Tot. U:	0
Tot. Prestazioni:	145
Tot. P >180:	2
Tot. D >60:	1
Tot. B >10:	1
Tot. U >3:	0
Tot. fuori tempo:	4

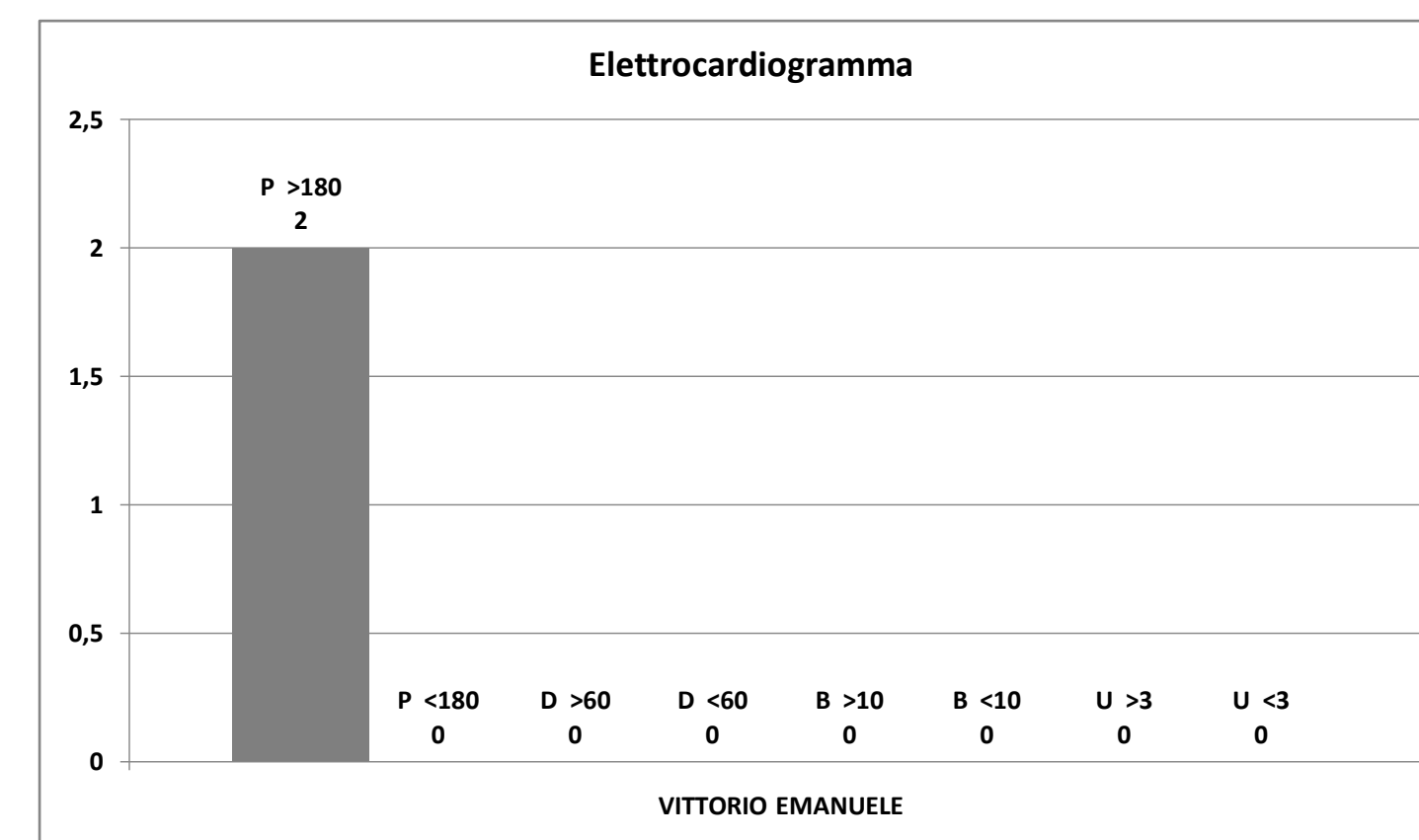
Il Responsabile del CUP – Aziendale  
Dott. Maurilio DANZI

Rilevamento tempi d'attesa PRESTAZIONI CRITICHE per codice priorità e per Presidi **marzo/2014**

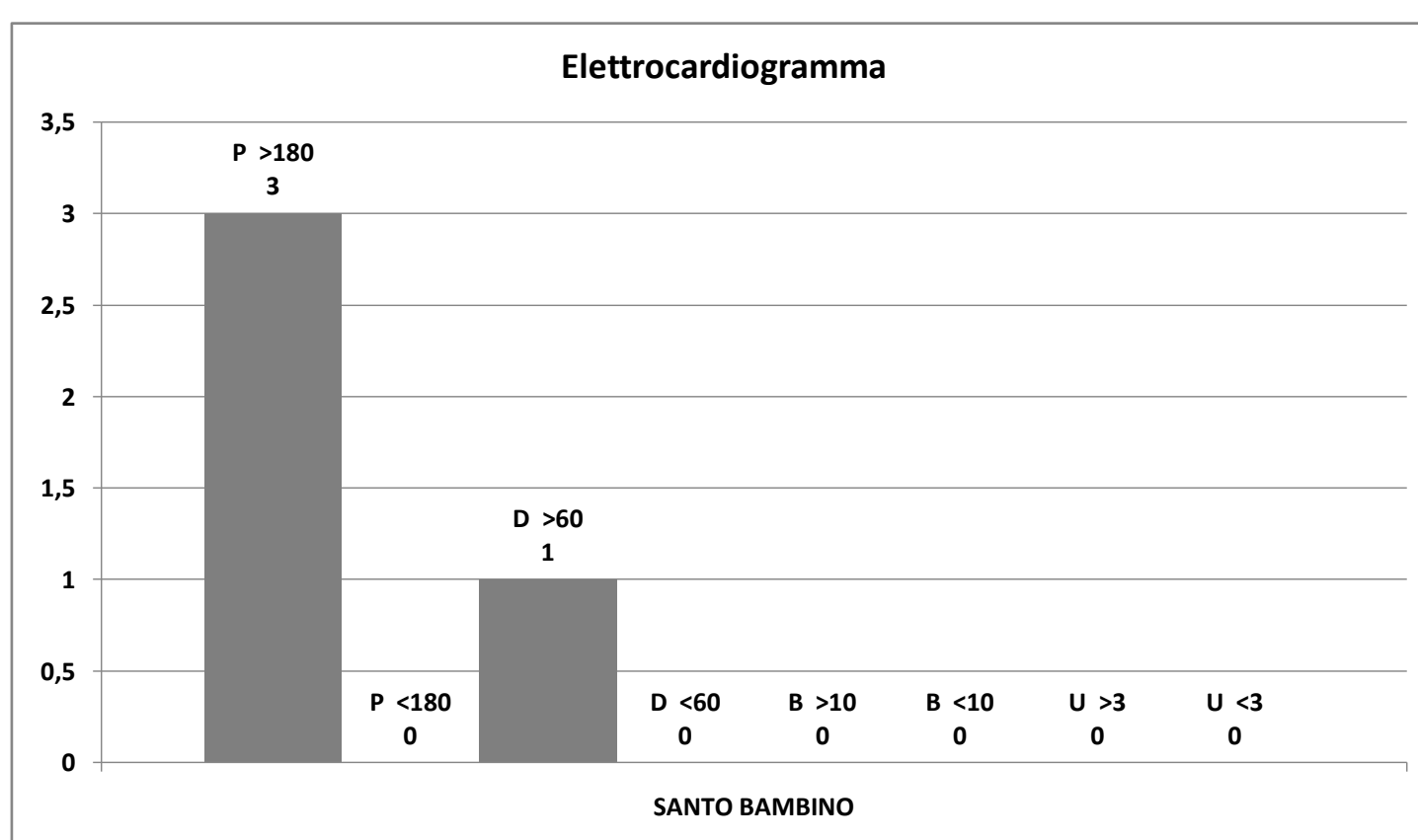
GASPARE RODOLICO			
P >180	0	#####	%
P <180	0	#####	%
P Tot	0		
D >60	0	#####	%
D <60	0	#####	%
D Tot	0		
B >10	0	#####	%
B <10	0	#####	%
B Tot	0		
U >3	0	#####	%
U <3	0	#####	%
U Tot	0		



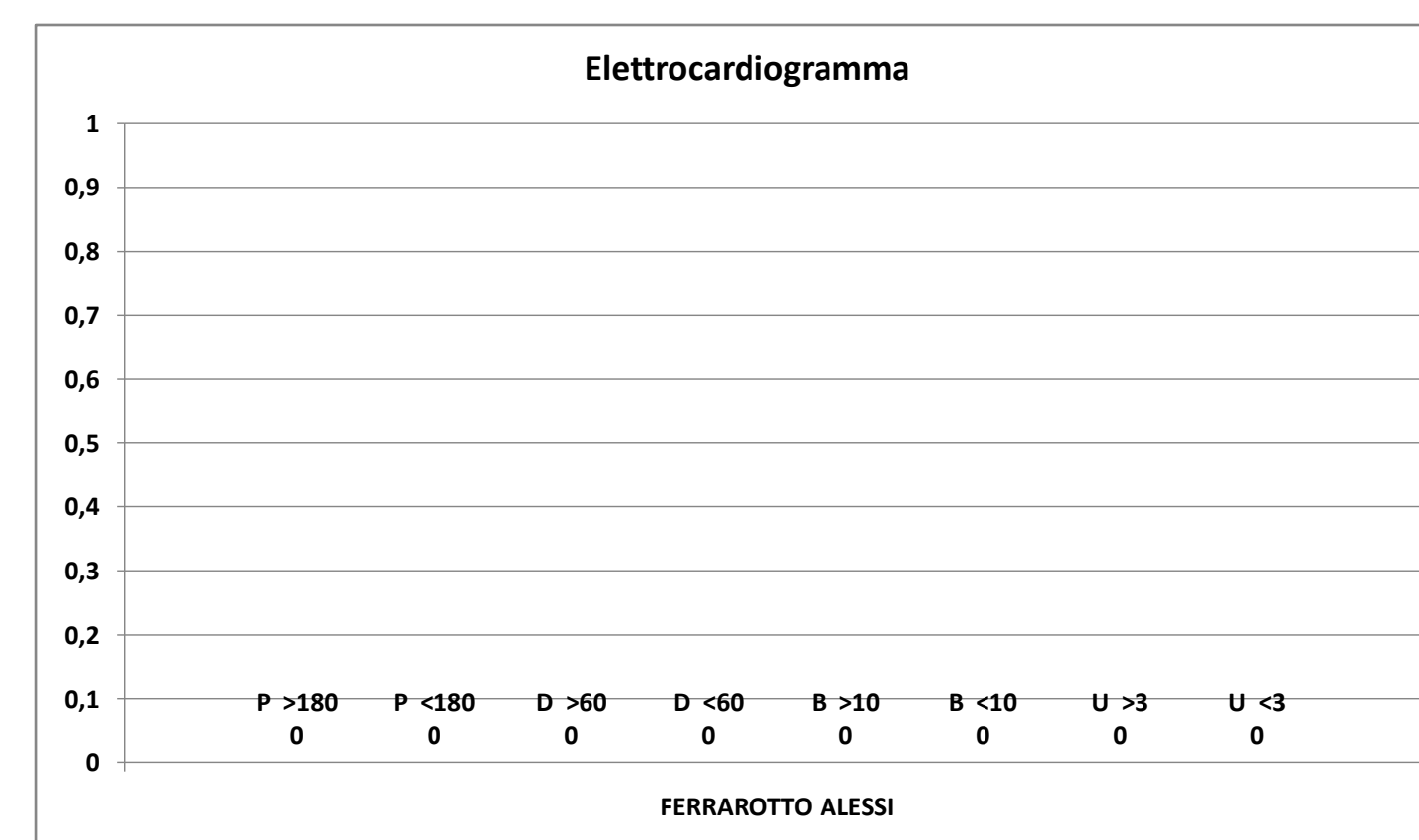
VITTORIO EMANUELE			
P >180	2	100,0	%
P <180	0	0,0	%
P Tot	2		
D >60	0	#####	%
D <60	0	#####	%
D Tot	0		
B >10	0	#####	%
B <10	0	#####	%
B Tot	0		
U >3	0	#####	%
U <3	0	#####	%
U Tot	0		



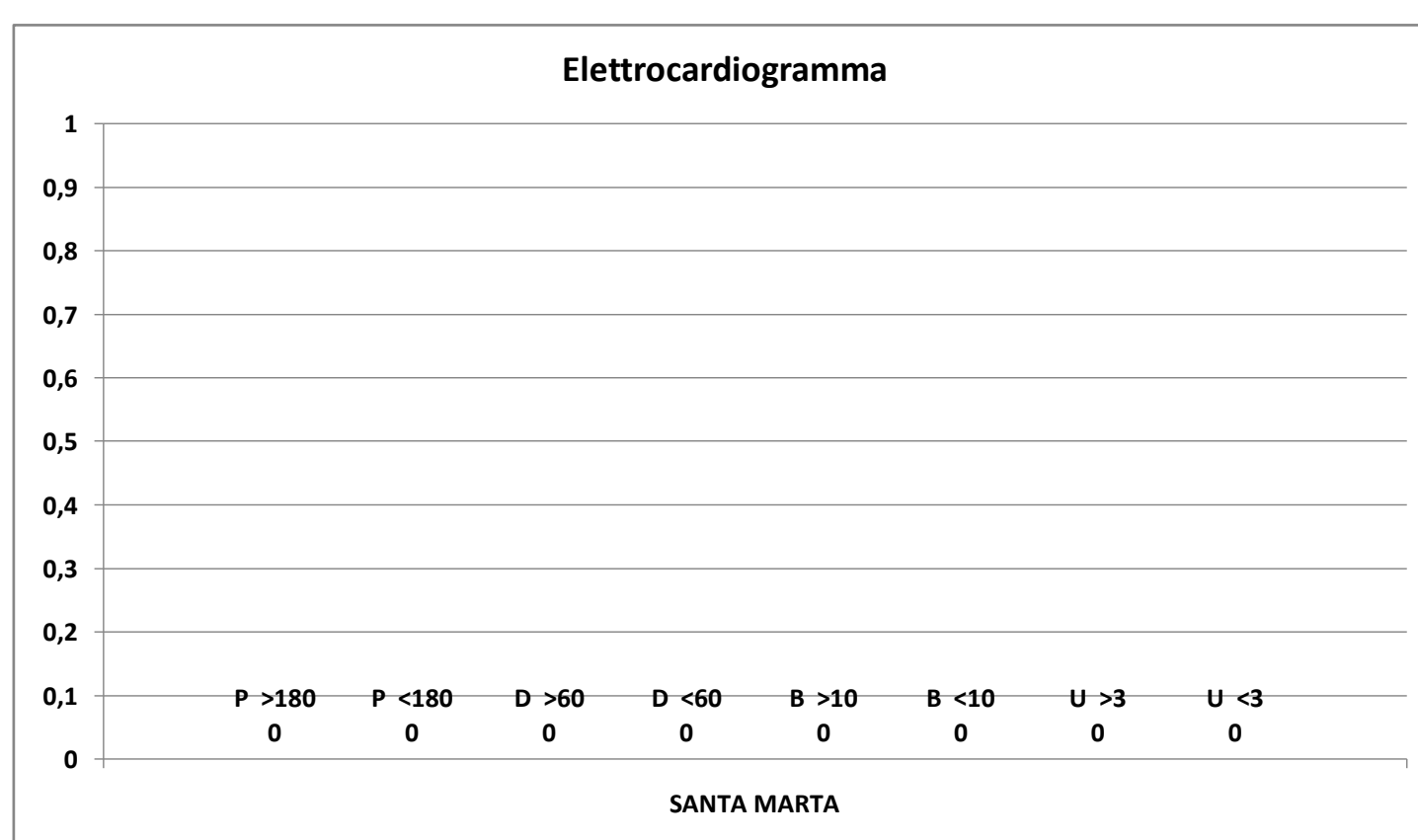
SANTO BAMBINO			
P >180	3	100,0	%
P <180	0	0,0	%
P Tot	3		
D >60	1	100,0	%
D <60	0	0,0	%
D Tot	1		
B >10	0	#####	%
B <10	0	#####	%
B Tot	0		
U >3	0	#####	%
U <3	0	#####	%
U Tot	0		



FERRAROTTO ALESSI			
P >180	0	#####	%
P <180	0	#####	%
P Tot	0		
D >60	0	#####	%
D <60	0	#####	%
D Tot	0		
B >10	0	#####	%
B <10	0	#####	%
B Tot	0		
U >3	0	#####	%
U <3	0	#####	%
U Tot	0		



SANTA MARTA			
P >180	0	#####	%
P <180	0	#####	%
P Tot	0		
D >60	0	#####	%
D <60	0	#####	%
D Tot	0		
B >10	0	#####	%
B <10	0	#####	%
B Tot	0		
U >3	0	#####	%
U <3	0	#####	%
U Tot	0		

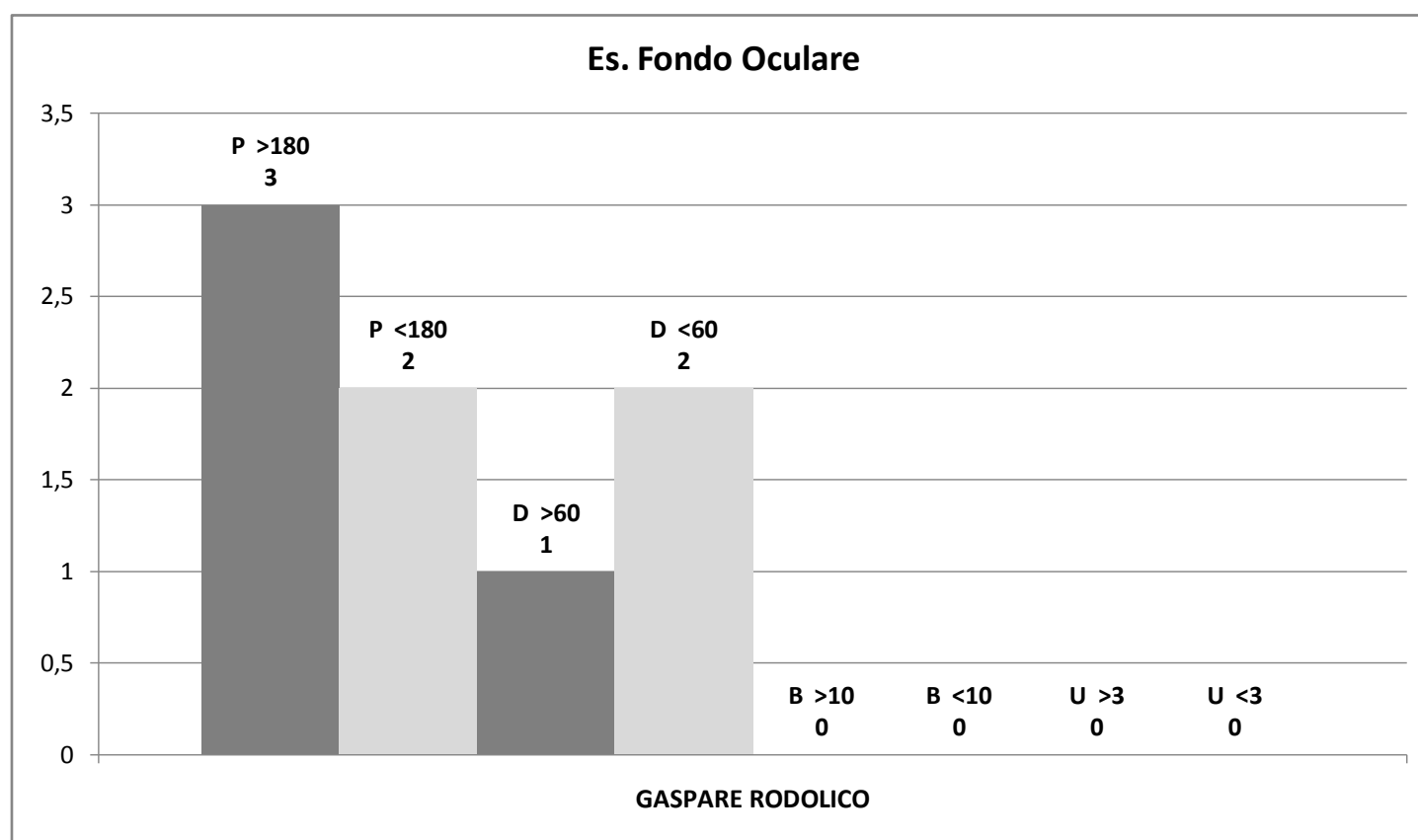


Tot. P:	5
Tot. D:	1
Tot. B:	0
Tot. U:	0
Tot. Prestazioni:	6
Tot. P >180:	5
Tot. D >60:	1
Tot. B >10:	0
Tot. U >3:	0
Tot. fuori tempo:	6

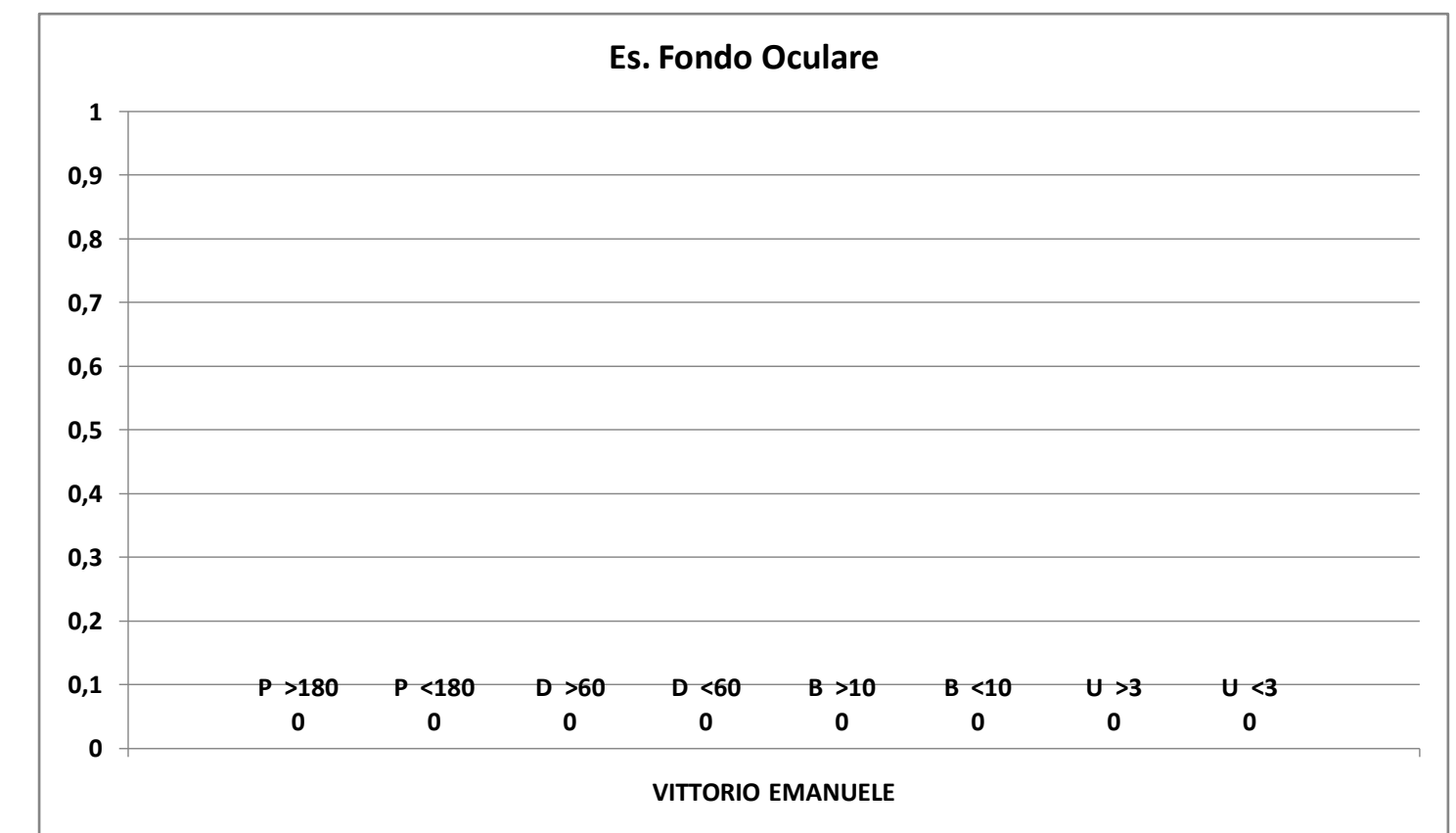
Il Responsabile del CUP – Aziendale  
Dott. Maurilio DANZI

Rilevamento tempi d'attesa PRESTAZIONI CRITICHE per codice priorità e per Presidi **marzo/2014**

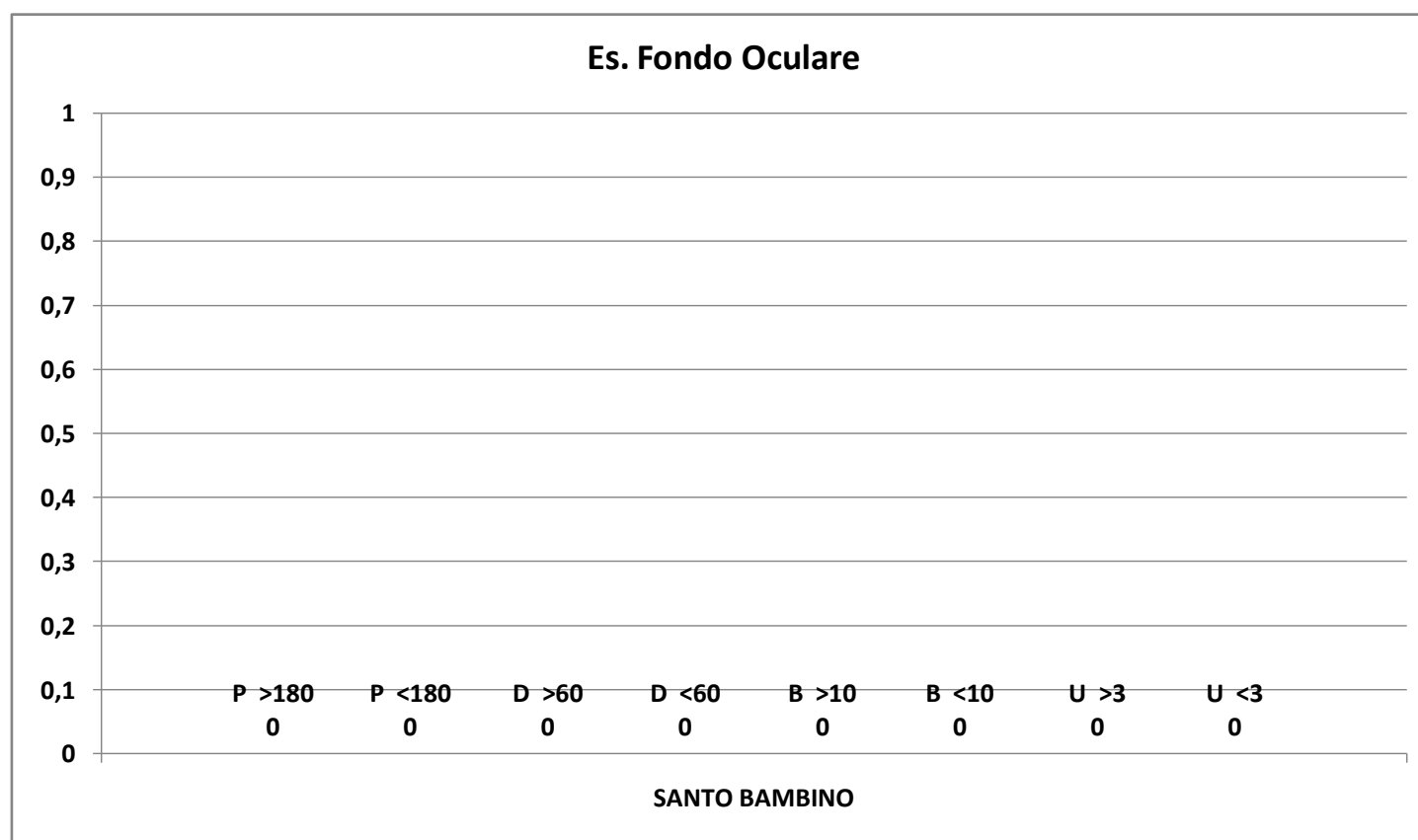
GASPARE RODOLICO			
P >180	3	60,0	%
P <180	2	40,0	%
P Tot	5		
D >60	1	33,3	%
D <60	2	66,7	%
D Tot	3		
B >10	0	#####	%
B <10	0	#####	%
B Tot	0		
U >3	0	#####	%
U <3	0	#####	%
U Tot	0		



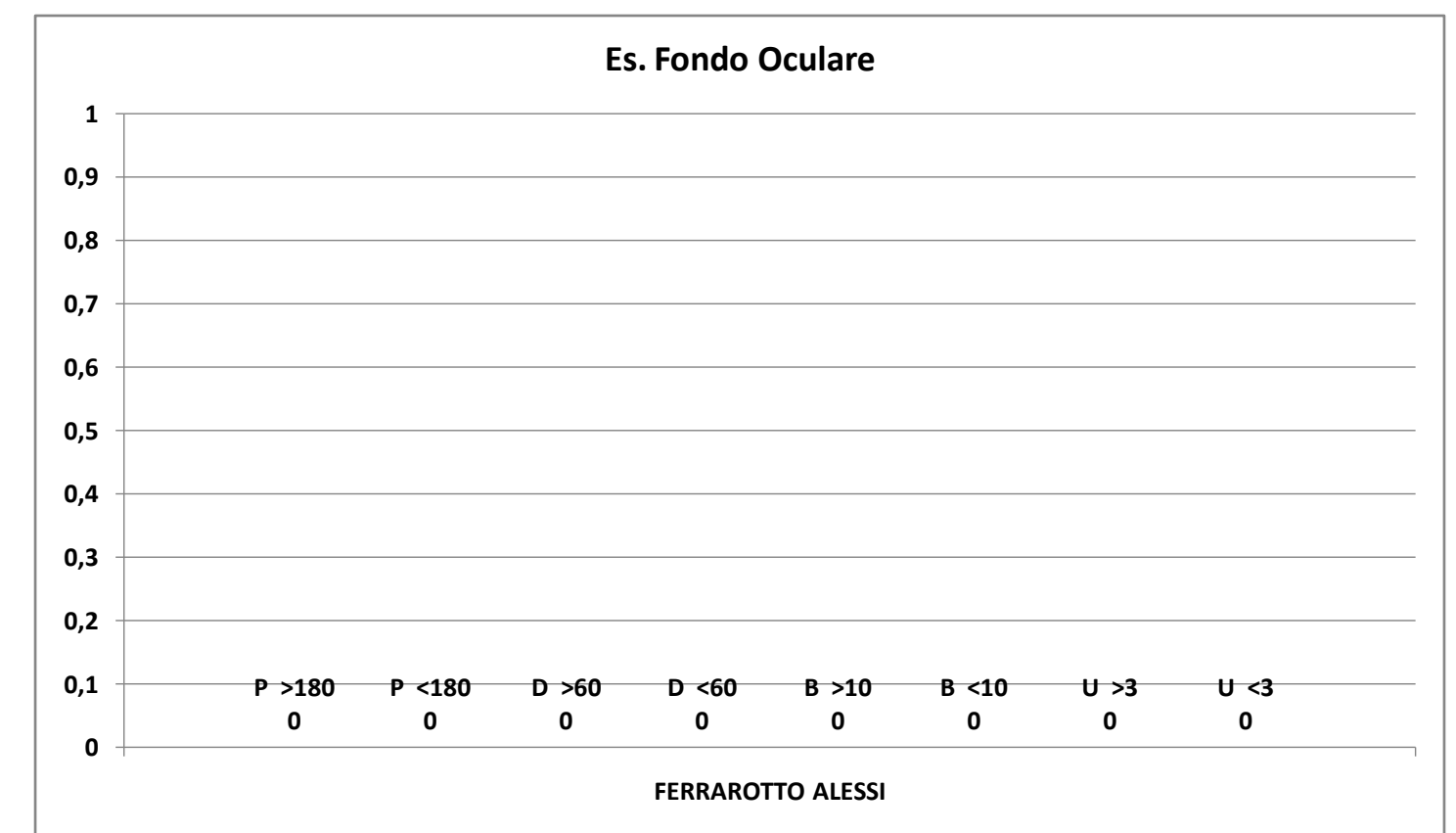
VITTORIO EMANUELE			
P >180	0	#####	%
P <180	0	#####	%
P Tot	0		
D >60	0	#####	%
D <60	0	#####	%
D Tot	0		
B >10	0	#####	%
B <10	0	#####	%
B Tot	0		
U >3	0	#####	%
U <3	0	#####	%
U Tot	0		



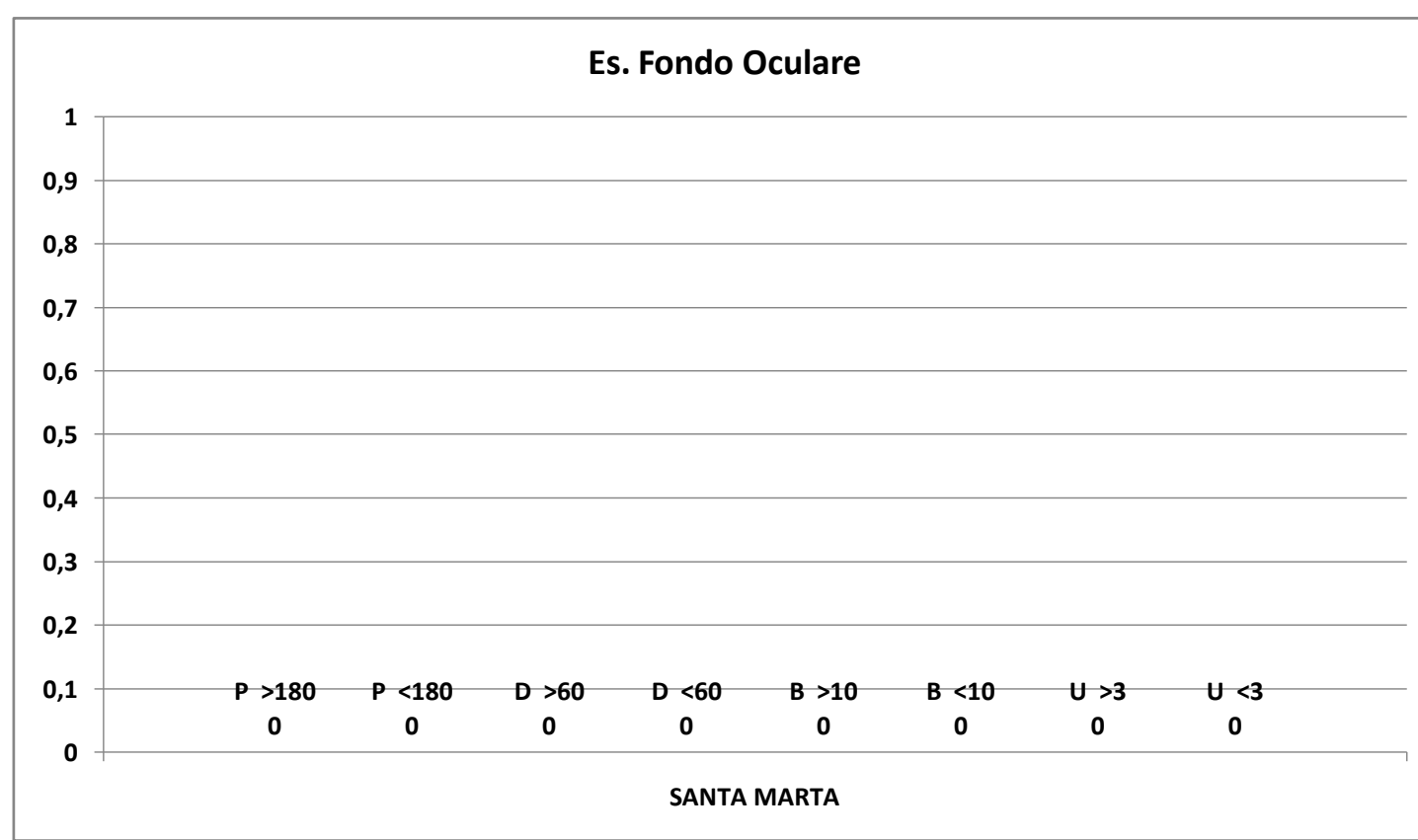
SANTO BAMBINO			
P >180	0	#####	%
P <180	0	#####	%
P Tot	0		
D >60	0	#####	%
D <60	0	#####	%
D Tot	0		
B >10	0	#####	%
B <10	0	#####	%
B Tot	0		
U >3	0	#####	%
U <3	0	#####	%
U Tot	0		



FERRAROTTO ALESSI			
P >180	0	#####	%
P <180	0	#####	%
P Tot	0		
D >60	0	#####	%
D <60	0	#####	%
D Tot	0		
B >10	0	#####	%
B <10	0	#####	%
B Tot	0		
U >3	0	#####	%
U <3	0	#####	%
U Tot	0		



SANTA MARTA			
P >180	0	#####	%
P <180	0	#####	%
P Tot	0		
D >60	0	#####	%
D <60	0	#####	%
D Tot	0		
B >10	0	#####	%
B <10	0	#####	%
B Tot	0		
U >3	0	#####	%
U <3	0	#####	%
U Tot	0		



Tot. P:	5
Tot. D:	3
Tot. B:	0
Tot. U:	0
Tot. Prestazioni:	8
Tot. P >180:	3
Tot. D >60:	1
Tot. B >10:	0
Tot. U >3:	0
Tot. fuori tempo:	4

Il Responsabile del CUP – Aziendale  
Dott. Maurilio DANZI